


Registered Workshops

May 18-19, 2018
Friday May 18th 7:30 AM – 11:30 AM
& Saturday May 19th 7:45 AM – 11:45 AM



Friday Workshops



F1 – Fine Silver Bowls by *Marti Icenogle*

Class Fee: \$54

Want to add a little sparkle to your dollhouse or roombox? One way to do that is to add some miniature silver accessories. Silver bowls can add a simple, but elegant touch, sitting on the sideboard in the dollhouse dining room or on a side table in the parlor. In this class, we will work with silver metal clay to create two or three miniature round bowls of fine silver (99.9% pure silver). And, as you create your bowls, you will also be learning the basic techniques involved in working with metal clay to make miniatures. All supplies and tools needed for this class will be provided by the instructor.

Minimum Skill Level: Beginner

1" scale



F2 – Garden Roses *by Sally Manwell*

Class Fee: \$49

Make a corner garden with a rose bush. The roses are made of paper that is dampened and molded to hold the shape. Put together the rose bush and “plant” it in the garden. Then put together a laser cut wheelbarrow to carry your tools for taking care of the garden. The scene is contained in a plastic box or can be used in one of your landscaping projects. 2-1/2 x 2-1/2 x 3

Minimum Skill Level: Beginner

1/4” scale



F3 – It's All About the Hat by *Jenny Yates*
Class Fee: \$39

At the Derby, it's all about the hat! Whether you are into feathers and frills or wacky and wild, you have to have a hat! Decorate your hat however you want. There will be netting, ribbons, beads, odds and ends available. Learn how to make ribbon roses and petal flowers. You'll be able to make a fascinator hat as well as take home a kit for another hat and fascinator. You will also receive one hat stand. Come have fun with us and test your millinery talents and have the best Derby hat at the Houseparty! 1" x 1" x 4" with stand

Minimum Skill Level: Beginner

1" scale



F4 –Miss Priss *by Winifred Holloway*

Class Fee: \$64

Miss Priss is an antique reproduction of a 3-1/2" German doll from the 1900's with a molded bonnet. You will learn techniques to dress her in a Kate Greenway dress trimmed with lace, a lace ruffle collar and a light pale rose silk ribbon sash to match her painted shoes.

Minimum Skill Level: Beginner

1" scale



F5 – Noah's Ark Frame & Room Box *by Karen Benson*

Class Fee: \$99

A framed Room Box especially to hold a collection of Noah's Arks in 1/4" (1:48) scale. Once we build the frame box and the removable room box you will start your collection with an ark shaped bookcase, a set of 5 shadow box Noah's Arks (using graphics), an elephant engraved fireplace topped with a Noah's Ark sculpture that you can leave silver or paint. The fireplace is flanked by wall units displaying antique Noah's Arks complete with animals (graphics). There will be plenty of room left for you to add more arks and furniture. The ceiling is highlighted with a stained glass Noah's Ark. The room is lit by 2 Mega LED lights, on/off switch and AAA battery pack which are hidden in the "top" of the room box which just lifts off for easy access. Frame is 6"w x 3-3/4"H & Room box is 4-1/4"w x 3-1/4"d x 2-1/2"h

Minimum Skill Level: Beginner

1/4" scale



F6 – Punch Needle Rug *by Vicki Dukes*

Class Fee: \$60

Your horse has just won the Kentucky Derby! Now don't you want a door mat or wall hanging to honor the Jockey's colors? Come to my class and learn how to use a punch needle and create a beautiful door mat or wall hanging for that trophy room. Bring yourself and a pair of scissors to cut thread. Everything else will be furnished. Finished mat will be 2"x3"

Minimum Skill Level: Beginner

1" scale



F7 – Run for the Roses *by Winifred Schmidt*

Class Fee: \$44

Make a lovely red hat adorned with roses made from ribbon, suitable for the Derby, which will be displayed on a cloth draped table. Two long stem paper roses and two mint juleps will complete this vignette.
4" x 4" x 6"

Minimum Skill Level: Beginner

1" scale



F8 – Tropicals – Orchids, Guzmania Bromelaid & Banana Palm

by Charrita Teague



Class Fee: \$30

Create plants from using paper parts from large punches and die cuts. All plants will be completed within the class time. These tropicals will look great in any 1/4" scene. Palm 1-1/2" x 1-1/2" x 1-1/2", Orchid 3/8" x 3/8" x 1/2", Bromelaid 1/2" x 1/2" x 1/2"

Minimum Skill Level: Beginner

1/4" scale

Saturday Workshops



S1 – A Century of Ladies' Hats & Bonnets in 1/4" Scale

by Rachelle Spiegel

Class Fee: \$49

Hat and bonnet styles changed over the years to balance the size and shape of the lady's skirt and to fit over the current hairstyle, changing roughly every decade. Learn a variety of techniques to create period hats for your quarter scale scenes. We will adapt and manipulate paper, fabrics, ribbons and trims, feathers, jewelry findings, beads and landscaping materials to create an assortment of styles of hats, as well as hat stands. Magnification and additional lighting recommended. Each hat approx. 1/4" x 1/4" x 1/8"

Minimum Skill Level: Beginner

1/4" scale



S2 – A Special Hat for the Derby Day *by Jean Ellsworth*

Class Fee: \$54

Create a straw derby hat for this special occasion. Choice of colors and various decorations. Learn how to make ribbon roses and ribbon techniques. Design your own or copy one of the many samples. You will leave the class with two finished hats for your special 1" scale dollhouse ladies. Hat will be 1-1/2" diameter and fits a 1" scale lady.

Minimum Skill Level: Beginner

1" scale



S3 – Dream Dollhouses Shop *by Karen Benson*

Class Fee: \$89

Dream Dollhouses is a dollhouse themed shop – a ¼" (1:48) scale laser cut workshop. If you prefer a different theme, add your own sign and the shop can be anything you would like. The structure was inspired by an existing building at Alter Markt 6 in Salzburg, Austria. The workshop includes everything shown in the photos and the structure can be completed in the workshop time allowed – the greenery & flowers decorating the top will take a little longer. This is a 2-part structure – The exterior box is the front and sides and the interior box is slightly smaller and is the removable interior of the shop. No lighting is required because there is an acrylic covered opening in the top. All materials (Dream Dollhouses sign, wallpaper, sidewalk graphic, flower & greenery materials, paints and glues) to complete the shop as shown are included in the workshop. The exterior of the Dream Dollhouses is 6-1/4"w x 4" h x 3-1/4"d

Minimum Skill Level: Beginner

1/4" scale




S4 – Grandma’s Yo-Yo Quilt *by Katherine Price*

Class Fee: \$49

Learn to make a yo-yo quilt like the one your grandma may have made. All yo-yos will be precut, but you will get a pattern and extra fabric to learn the cutting technique. Choose your kit from pastels, fall colors, Christmas colors, or a random mix. You probably won't finish your quilt in class, but you'll learn all the techniques and get a good start. You will also get a pattern for a yo-yo Christmas tree skirt. 5" x 6"

Minimum Skill Level: Intermediate

1" scale



S5 – Ladies Day at the Races *by Sally Manwell*
Class Fee: \$59

Ladies Day at the Races – Paint and decorate the outside of the box. Then, glue in the background scene and add the fence. Now you are ready to make the ladies watching the race. Learn techniques for dressing the mannequin bodies with a choice of fabrics and lace, add sleeves with arms. Glue on bead head and add hair. Now for the hats – learn several techniques for making bows, feathers and trims for the hats. 4" x 2" x 4"

Minimum Skill Level: Intermediate

1/4" scale



S6 – 1/4" Outdoor Furniture & Firepit by Charrita Teague
Class Fee: \$26

Add this outdoor collection to any existing structure or create as a stand-alone scene. Create these chairs and sofas that can be used indoors also. Learn an easy way to make pillows. Construct a fire pit from kiln fired bricks and cap. Paint with any color desired. 3" x 3" x 3/4"

Minimum Skill Level: Beginner

1/4" scale



S7 –Painting 1” Scale Teapots *by Ginger Landon-Siegel*
Class Fee: \$69

Does painting in a small scale seem like an impossible task? Spend a fun morning learning simple and effective techniques to paint these 1” scale resin cast teapots. Class will include 4 wood flowerpots and a small watering can to practice the painting techniques before applying the principles to your 4 resin teapots included with the class. Students will choose their 4 teapots from the several different styles offered. Class will also include an assortment of painting tools, teapot designs and detailed instructions with painting tips and techniques as well as a 30-0 micro paint brush perfect for creating fine lines and details.

Minimum Skill Level: Beginner

1” scale



24



S8 – No Miter; No Problem *by Mary Barrett*
Class Fee: \$44

A quick history of frames. Students will be learning techniques to make frames without mitered corners; a stylized barn frame, arts and crafts style frame and layered frame. Students should be able to make several frames in class and will go home ready to make more. 1" x 1-1/4" x 1/4" (frame sizes may vary)

Minimum Skill Level: Beginner

1" or 1/2" scale