



# Registered Workshops

## Thursday Class



### **TH1 – Flickering Jack-O-Lantern in a Window by Tammy Witthaus** *Class Fee \$62*

Students will create this flickering Jack-o-Lantern in a window by assembling the window bay, embellishing & landscaping the oval band box, and creating hat & spider. Fire LEDs will be used to create the candle flame in the pumpkin. Wiring of those LEDs will be taught in class. Students should bring small sharp scissors, xacto knife, cutting pad, ruler, tweezers, tacky glue, your favorite super glue, and Yes glue. Window structure 3" x 1-3/4" x 3-1/2" and Jack-o-Lantern on box 1-1/2" x 1" x 2"

**Minimum Skill Level: Beginner**

**1" Scale**



# Registered Workshops



## Thursday Class



### **TH2 – Christmas Little Train by Bethina Murta** ***Class Fee: \$157***

I will teach how to make a beautiful Christmas train using cold porcelain and air-dry clay. You will learn how to dye the clay and how to decorate the train using gingerbread men, lollipops, etc. 2”L x 1/2”W x 1”H

**Minimum Skill Level: Beginner**

**1” Scale**



# Registered Workshops



## Thursday Class



### **TH3 – Christmas Market Stand by Volker Arnold** *Class Fee: \$65*

The participants assemble a Christmas market stand and decorate it with 75 small ornaments. Some decorations are still to be assembled, such as Christmas trees, lanterns and small houses. 2-1/2L x 2W x 3H

**Minimum Skill Level: Beginner**


**1/2” Scale**



# Registered Workshops



## Thursday Class



### **TH4 – Lavender Gift Set by Belinda McWilliams**

*Class Fee: \$47*

For that special person, or just yourself, this lavender gift case is filled with all things lavender scented and flavored. From candles to hand towels, fluffy slippers and candy, everything needed for spoiling is neatly arranged for easy reach.

35 x 45 14mm

**Minimum Skill Level: Beginner**

**1” Scale**



# Registered Workshops



## Thursday Class



**Table for display only and not included in class!**

### **TH5 – Designer Handbag & Wallet by Melissa Nobbs** *Class Fee: \$97*

Students will create a Birkin style handbag and matching wallet set in 1:12 scale. The workshop will include precut leather for both the handbag and wallet. Our focus will be constructing the bag and wallet, including hand stitching, gluing leather, and adding hardware to the final pieces. If time permits, students will be able to make an additional bag or wallet. 1-1/4" x 1-3/4"

**Minimum Skill Level: Beginner**

**1" Scale**



# Registered Workshops

Thursday Class



**TH6 – Wicker Tray with Wine & Cheese by Joan Purcell**  
*Class Fee: \$57*

Students will do a basic weave on a small wooden base. There will be a small bit of assembly on some accessories for the tray. A bottle of wine and a set of Chrysonbon wine glasses will be included. These may vary slightly. 1-1/2L x 1W x 1H

**Minimum Skill Level: Beginner**


**1” Scale**



# Registered Workshops



## Thursday Class



### **TH7 – Weave a Miniature Rug by Mary Martin** **Class Fee: \$97**

You will receive two looms to create one 5" x 7" or one 3" x 5" rug. You will also receive two shuttles, reed, & instruction booklet. Choose the yarn you would like to weave into your rug. Learn to warp your loom & secure the warp ends. Use heddle sticks to add tension to the warp. Wind weft yarn to load the shuttle. Learn how to create the shed used to weave the weft. Use the reed to assure weft placement. Learn about techniques to secure your woven project and remove it from the loom. Enjoy weaving miniature rugs! 3"x5" or 5"x7"

**Minimum Skill Level: Beginner**

**1" Scale**



# Registered Workshops

## Friday Class



### **F1 – ¼” Wine Cellar Tasting Room with Veranda by Ginger Landon-Siegel** **Class Fee: \$97**

Create a fully stocked tasting room with an outside veranda to bring back memories of a special moment. Students are expected to complete the inside of the tasting room lit with a soft bulb light and the outside veranda complete with decorative railing and landscaping. The tasting room includes 3 counters you will make and fill with dimensionally shaped rows of wine bottles, cheese and crackers trays and other accent pieces. The extended half round veranda includes potted plants, wood urns, a welcome sign, 2 tables for guests to stand or they can relax on the elongated bench. Complete instructions for finishing all the accessory pieces including the Wine Cellar banner and wine related signs are included with the class. Barrel is 3-1/2w x 2-1/4D x 2-3/8H. Veranda is 1-3/4D.

**Minimum Skill Level: Beginner**

**1/4” Scale**





# Registered Workshops



## Friday Class



### **F2 – A Miniature Grocery Run by Atlas Faeryn** ***Class Fee: \$62***

This workshop will be a technique-based class where you work with polymer clay and soft pastels to create a miniature bag of groceries to add to your kitchen. We will create a loaf of bread, colored with soft pastels, a dozen eggs, several fruits and veggies, and of course every grocery store run needs to have a sweet treat, so we will finish up with some chocolate chip cookies. I have specifically chosen these mini groceries to teach you skills that will allow you to work with polymer clay to make a broad array of minis on your own in the future.

**Minimum Skill Level: Beginner**

**1” or ½” Scale**



# Registered Workshops



## Friday Class



### **F3 – UV Resin Ready Mold Class by Ruth Stewart** **Class Fee: \$223**

This is a really fun class to learn how to use and work with UV resin. You will learn how to mix colors and use syringes with needles for fine application. Your kit will come with 6 alcohol inks, needles, syringes, cups for mixing, UV resin, UV rechargeable flashlight and 6 wonderful molds! This class comes with the jello mold, gummy bear mold, rose mold, Christmas lights mold, Christmas sucker mold and jelly bean mold. If you already have some of these in UV resin ready then I am happy to substitute, just email me before class. Also, this class will come with 1:12 molds. If you want 1:48 or 1:24 I have 3 you can get in those scales, the Christmas sucker, rose and jello molds. Come and have some fun!

**Minimum Skill Level: Beginner**

**1", 1/2" or 1/4" Scale**



# Registered Workshops

## Friday Class



### **F4 – Mixed Cocktails by Carolyn McVicker** *Class Fee: \$82*

The student will make 2 each of several different cocktails and mixed drinks. The garnishes for the drinks will be provided with the class supplies. All supplies for the class will be provided by the instructor. 2” x 3”

**Minimum Skill Level: Beginner**


**1” Scale**



# Registered Workshops



## Friday Class



### **F5 – Log Cabin Retreat 1:48 Scale by Karen Benson** *Class Fee: \$176*

The Log Cabin Retreat is a spacious log cabin structure that will be built in two sections – the 1<sup>st</sup> Floor main living space and the 2nd Floor Bedroom sleeping area. Interior dimensions of each floor are 6-3/4” wide and 3-1/2” deep. The workshop includes 6 Mega LEDs incorporated into the structure (3 each floor hidden in ceiling) with AAA battery pack hidden in base. All kit pieces for the workshop will be pre-stained golden oak. The workshop includes everything shown in the photos and the main log cabin sections can be completed in the workshop time allowed. Overall size is 8” W x 5” D x 7-1/2” H.

**Minimum Skill Level: Beginner**

**1/4” Scale**



# Registered Workshops



## Friday Class

Dog by Barbara Meyer is NOT included. Please visit Barbara's table in the salesroom to purchase your favorite dog.



**F6 – Victorian Stage by Pat Boldt**  
***Class Fee: \$142***

Come play with Pat decorating this elegant 1" scale Victorian wood stage. You will be cutting out paper items and embellishing them with silk and cotton trims. Learn to electrify the cabinet with 2-LED lights. Please bring small sharp scissors, tacky glue and tweezers. Dog NOT included. 4L x 1-1/2W x 9H

**Minimum Skill Level: Intermediate**

**1" Scale**



# Registered Workshops

**Friday Class**



**The Christmas tree and cabinet are used to display the lace the student will be making. The tree and cabinet are NOT included in this workshop.**

**F7 – Learn Needle Tatting by Jean Gibson  
Class Fee: \$47**

The student will learn needle tatting skills to form a double stitch, make picots, rings, and chains. The kit will include a nicely illustrated book, a tatting needle and a ball of thread. After learning a few steps, the student will be able to make a length of lace and also some ornaments for miniature Christmas tree. Please bring a magnifier if you need to use one.

**Minimum Skill Level: Beginner**

**1” Scale**