


From Sea to Shining Sea - Registered Workshops


1-Day Workshop • Friday 7:30 a.m. - 11:30 a.m.



F1- Weather Vanes
by Pete Boorum
1" Scale • \$89



F2 - Yankee Doodle
by Karen Benson
1/4" Scale • \$99



F3 - Stickley Encyclopedia Table
by Shannon Moore
1" Scale • \$84




F4 - 1/4" Scale Ocean Treasures
by Sally Manwell
1/4" Scale • \$94



F5- Fine Tuning Finishes
by Bradley Meinke
1" Scale • \$49



F6- Lobster Platter & Crab Pot
by Carolyn McVicker
1" Scale • \$64



F7 - The Lighthouse
by Ginger Landon-Siegel
Micro Scale • \$59



From Sea to Shining Sea - Registered Workshops

1-Day Workshop • Thursday • 7:30 a.m. - 11:30 a.m.



TH1 - A Window on Cape Cod
by Suzanne Larson-Tamburo
1/4" Scale • \$80



TH2 - 1/4" An Americana Scene
by Sally Manwell
1/4" Scale • \$69



TH3 - Ocean View Window
by Joan Purcell
1" Scale • \$64



TH4 - Maritime Arcs and Toys
by Volker Arnold
1" Scale • \$59



TH5 - 1/2" Scale Wicker Settee
by Sue Ann Ketchum
1/2" Scale • \$64



TH6 - 1" Antique Hutch with Accessories
by Sherry Taylor
1" Scale • \$91




TH7 - Spider Mums
by Charrita Teague
1" or 1/4" Scale • \$34



Registered Workshops

Thursday (August 17) & Friday (August 18)
7:30 AM – 11:30 AM



Thursday Classes

TH1-A Window on Cape Cod by Suzanne Larson-Tamburo

Class Fee \$80

On a trip to the shore, it's time for a good beach read. But that is a typical readers dilemma....to read or go to the beach. Sophie wants to read one more chapter before heading to the beach but, Miley (her cat) is trying to get her attention to go now! "Please Miley, just let me finish the chapter!" Students will build, paint and decorate a window seat in a frame. They will assemble chest, books and plate rack for decoration. Then install LED to add back lighting. Original doll by Julie Stevens included with class. 4-13/16"L x 3-13/16W x 1-15/16D

Minimum Skill Level: Beginner

1/4" Scale

TH2- An Americana Scene by Sally Manwell

Class Fee: \$69

This piece can stand alone, or it can go into Karen Benson's Yankee Doodle shop. Students will add a roof to the laser cut bird house, put together and paint the furniture. Make the flower containers, flowers and the scales. Put together and paint the small tree and the 2 little bears. Learn techniques to drape fabric. Assemble the pieces and put them in an acrylic box to transport. 1-1/2"L x 1/2"W x 1.75"H

Minimum Skill Level: Beginner

1/4" Scale

TH3-Ocean View Window by Joan Purcell

Class Fee \$64

Students will work with tacky glue layering sand, no hole beads and pearls. Highlighted with tiny shells and resin or fimo cast items that students will tint and color to their own color preferences. Bare wood frames are included and there will be several color choices or students can bring their own colors. Gold or silver chain hanging options will also be available, if they choose to hang their work. 2"L x 2"W x 1/8" deep

Minimum Skill Level: Beginner

1" Scale

TH4-Maritime Arcs and Toys by Volker Arnold

Class Fee: \$59

The participants in the workshop learn how to use very small handcrafted sets for wooden miniatures, these laser kits are easy to trigger. But the sometimes difficult handling of small wooden parts is made easier for everyone thanks to training and the disclosure of valuable tips and tricks. Until now, the workshops have given the participants incentives to work with the kits later on. The main elements of the arches are assembled with glue and then decorated with small ornaments. 1" x 3"

Minimum Skill Level: Beginner

1" Scale

TH5-1/2" Scale Wicker Settee by Sue Ann Ketchum

Class Fee: \$64

Have you ever wanted to learn to weave a piece of wicker furniture? This is a great basis class for learning techniques for an adorable white wicker settee. Complete as shown. A variety of fabrics will be available for the bench and pillows for you to choose from. 2-3/4"W x 1-13/16"H x 1" D

Minimum Skill Level: Beginner

1/2" Scale

Registered Workshops

(continued)

Thursday Classes

TH6-1:12 Antique Hutch with accessories by Sherry Taylor

Class Fee: \$91

Get ready to create an amazing hutch that displays all your goodies! This 1" scale antique style hutch with beautiful, scalloped accents will be a fun project. Use a shabby paint technique that I will share or try a new finish. All the fun display items included. Display items that are included are unfinished for your customization. Breads and flowers may vary in shape and color. 4-1/2"W x 6"H x 1.6"D

Minimum Skill Level: Beginner

1" Scale

TH7-Spider Mums by Charrita Teague

Class Fee: \$34

Students will learn ways of manipulating common punches to be able to make flowers and plants. Also, flower construction and arrangement. Approximately 1/4"L x 1/4"W x 3/16H and 1"L x 1"W x 1-1/4"H

Minimum Skill Level: Beginner

1" or 1/4" Scale

Friday Classes

F1-Weather Vanes by Pete Boorum

Class Fee: \$89

Join us to learn to cut metal! Weather vanes often graced the peaks of the finer homes and many public buildings. If they were near the sea, a nautical theme was a natural choice. Over the years, many have succumbed to the weather and found new purpose as decorative items. Ours will be made from brass. We'll start with a simpler whale, then increase the degree of difficulty through the swordfish, finally progressing to the sailing ship. We will provide jewelers saws to cut and bench pins to support the work-in-progress. Support post and bases will be provided. Once the pieces are cut, they can acquire a patina to replicate the effects of the salt air over the years. 2"L x 1/2"W x 1"H

Minimum Skill Level: Beginner/Intermediate

1" Scale

F2-Yankee Doodle by Karen Benson

Class Fee: \$99

Yankee Doodle & New England go hand-in-hand. Your options are endless for Yankee Doodle, it can be finished as an Americana themed gift shop or filled with New England antiques. The porch on Yankee Doodle is designed wider (1 1/2") so there is enough room for two rockers & crates (included) as shown plus much more décor. The Eagle decorations are metal & add extra detail & dimension to the sign & front. The workshop includes everything shown & I provide all of the paint & glues to complete the project as shown. Exterior 6-1/4"W x 4"H x 3-1/4"D

Minimum Skill Level: Beginner

1/4" Scale

F3-Stickley Encyclopedia Table by Shannon Moore

Class Fee: \$84

This replica of a Stickley encyclopedia table is made from cherry and features the slat construction that is so typical of many of the Arts and Crafts pieces. The piece features bookshelves alternating from top to bottom going around the perimeter of the piece. Either above or below with open shelves, depending upon what side, are slatted sides of the shelves on the ends. All the pieces will be pre-cut with class time devoted to making the slats and shelves. Included are 24 ready-made, blank-page books to help fill the 4 shelves. The piece measures: 2-1/4"W x 2-1/4"D x 2-1/2"H

Minimum Skill Level: Intermediate

1" Scale

Registered Workshops

(continued)

Friday Classes

F4-Quarter Scale Ocean Treasures by Sally Manwell

Class Fee: \$94

Students will construct a cavern out of Styrofoam housing a forgotten treasurer, surrounded by rock, shells and plants on a sandy base. We will make brain coral, ocean anemones and other ocean plants and animals. Some of the plants are made of plastic which we will paint to make them look more realistic. We will make a jellyfish out of a couple types of plastic using heat gun. An octopus guards the treasure as a mermaid swims by. The mermaid will be supplied. Your scene is housed in a plastic container. 3-1/2" w x 3-1/2"L x 4-1/4"H

Minimum Skill Level: Beginner

1/4" Scale

F5-Fine Tuning Finishes: Creating Tomorrow's Heirlooms Today by Bradley Meinke

Class Fee: \$49

Bradley L. Meinke, IGMA Artisan, will be sharing a variety of specialized finish techniques. He is the owner of Purple B Emporium and is known for a variety of decorative painted finishes and aged to perfection miniature pieces. The student will leave with a finished project and a complete packet of pictures and tip sheets on what is learned in the class. The class will boost the confidence of the student who wants to add more sophisticated finishes to their work. Be prepared to have fun and learn a lot of artisan secrets! 5"L x 3"W x 3"H

Minimum Skill Level: Intermediate

1" Scale

F6-Lobster Platter and Crab Pot by Carolyn McVicker

Class Fee: \$64

Students will make two items using silicone plastique molds. The first will be a platter of two lobsters on ice with clarified butter. The lobsters will be garnished with greens and lemon slices. The second is a pot of three crabs which will also be made using a silicone plastique mold. The pot will then be filled with resin. The students will keep the silicone molds.

Minimum Skill Level: Beginner

1" Scale

F7-The Lighthouse by Ginger Landon-Siegel

Class Fee: \$59

Create a special memory of your trip to Cape Cod, home to 14 fully active lighthouses, each with its own unique characteristics. This lighthouse scene, which you can choose to make in a wearable pocket watch or inside a round container for display, captures the beauty that surrounds these majestic structures. This particular lighthouse scene, complete with the softly lit house, beach area and canoe will be brought to life as you begin to embellish your scene. You will learn dimensional cutting and layering techniques, and with the addition of various kinds of rocks, sand, greenery, threads, foils and wood, you will further enhance the lighthouse and surrounding landscape. An easel is included with the class, appropriately sized for either the pocket watch or the container piece. The pocket watch can also be put on a chain and be worn.

Minimum Skill Level: Beginner

Micro Scale



Registered Workshop Registration



Workshop registration opens on **April 3, 2023**

All registrations postmarked on or before that date will be considered first-day arrivals.

~ No refunds after July 3, 2023 ~

Thursday, August 17, 2023 (7:30 a.m. - 11:30 a.m.)

1st Choice: # _____ Title _____ Fee \$ _____

2nd Choice: # _____ Title _____ Fee \$ _____

3rd Choice: # _____ Title _____ Fee \$ _____

Friday, August 18, 2023 (7:30 a.m. - 11:30 a.m.)

1st Choice: # _____ Title _____ Fee \$ _____

2nd Choice: # _____ Title _____ Fee \$ _____

3rd Choice: # _____ Title _____ Fee \$ _____

**PLEASE make SEPARATE CHECKS payable to NAME 2023 Cape Cod National for EACH of your
first choice selections**

ONE PERSON PER FORM PLEASE

METHOD OF PAYMENT: ☐ Check ☐ Money Order ☐ Visa ☐ MasterCard

Name _____ Email _____

Address _____ Phone (____) _____

City _____ State _____ Zip _____

IF YOU ARE USING A CHARGE CARD:

Card # _____ Exp Date _____

Signature (required if using charge card) _____

Workshops are filled on a first come, first served basis according to time of arrival of registration forms. First-day arrivals (all those **postmarked** on or before **April 3rd** regardless of order received) will be registered first. **April 4th** postmarks will be second-day and processed next, etc. If there are more first-day postmarked registrants than space will allow, those registrations will go to a lottery. If your first choice is full and you have indicated other choices, you will be registered in your next choice if space is available, otherwise you will be put on a waitlist for that first choice. Fee adjustments will be made if necessary. If you are placed on a waiting list, your check will be held. If you do not get into the wait-listed workshop, your check will be returned or shredded following the Houseparty.

Please mail to: NAME 2023 Cape Cod Convention ▪ PO Box 69 ▪ Carmel, IN 46082

From Sea to Shining Sea • NAME 2023 Convention • Hyannis, Cape Cod, MA