




National Association of Miniature Enthusiasts

N-3 Winter, 2025 Newsletter



Happy Holidays

Merry Christmas

Happy New Year

Regional Coordinator Message

I can't believe that 2026 is just around the corner. This year brings a National Convention to our west coast. Don't miss all the fun at "California Dreaming". The western regions are getting involved in what promises to be the best convention yet. March brings us to a very busy month. The new owners of both the Seattle and Portland shows are working endlessly to bring us a new and exciting format for the March 7th & 8th Show. Parrish and Kris Bleau already have the show full with both new and previous vendors for the Seattle Show. Check out their new website www.pnwminiatureshows.com. Most importantly don't forget our Regional Retreat, March 26th through the 29th.

Happy Holidays


Peggy Zorn

N-3 Regional Coordinator

peggyazorn@gmail.com

(541)729-6581

Karen's House



N-3 Regional Retreat March 26th to 29th, 2026

Registration is now being accepted for our 2026 Retreat. Please join us for the fun. Several options are available. You can come and work on your own projects. You can learn with our Saturday Tips and Tricks sessions. This year we are even offering a special opportunity. Jean Lierman and Georgia Queen will be teaching "Karen's House". This was Karen Gibbs' last project. All of the current N-3 members should have received in the mail the information including a registration form. This retreat is also being offered to NAME members outside of our region. If you need further information contact:

Peggy Zorn

peggyazorn@gmail.com

(541)729-6581

PS. Address for registration had an error. Correct mailing address is

11221 Steinkamp Rd SE

Aumsville, OR 97325

Please join us for the **Seattle Show NAME Night** on Saturday, March 7th at 6:00 pm. Look forward to an evening of fun with friends and the opportunity to complete a small project. Everyone is welcome. You do not have to be a NAME member to attend.



2026 SEATTLE PNW MINIATURE SHOW

**MARCH 7 10:00 AM - 5:00 PM & MARCH 8 - 10:00
AM - 4:00 PM**

Location

**DoubleTree Suites
South Center**

**16500 Southcenter
Parkway**

Seattle, WA 98188

See website

pnwminiatureshows.com

What Scale is My Dollhouse?

The dollhouse world is generally comprised of four distinct scales (or sizes) with one-inch (1:12) scale being the most common or popular. The other scales include half-inch (1:24), quarter-inch (1:48), and 144th (1:144) or dollhouse for dollhouse scale. If you don't know the scale of your dollhouse, you can generally determine it by measuring the ceiling height of the first floor/main level. If it measures between 8" and 10" (generally), you could be pretty certain you have a 1" scale dollhouse. Conversely, for a 1/2" scale dollhouse, the ceiling height would range from about 4" to 5" and for 1/4" scale dollhouses, the ceiling height would be around 2" to 2-1/2". Finally, a 144th scale dollhouse would have a first floor (to ceiling) height of about 3/4 inches. For some, it helps to understand that 1"= 1' in one-inch scale, 1"= 2' in half-inch scale; 1"= 4' in quarter-inch scale; and 1"= 12' in dollhouse for dollhouse scale (144th). One of the reasons that 1:12 or one-inch scale dollhouses are so popular is the ease of conversion. Just think a 5'6" tall woman would be a 5-1/2" tall doll. A good source for scale rulers can be found on www.smallhousemodels.com. If you sign up for their free newsletter, you can download it for free.

The Door Wreath

The origin of door wreaths dates back to ancient pagan cultures (Greeks, Romans, Druids) using evergreen circles to symbolize eternal life, nature's cycles, and victory. Evolving from head wreaths for victors and royalty (like laurel crowns) into door decorations for protection, good luck, and welcome, later adopted by Christianity for Advent and Christmas, signifying Christ's triumph.

Ancient Pagan Roots

Symbolism: Ancient cultures celebrated evergreens for surviving winter, using circular wreaths to represent life, death, rebirth, and the sun's cycle.

Uses: Druids used them for solstice rituals. Romans crowned victors with laurel wreaths symbolizing honor and eternal life.

Early Door Decor: Wreath of ivy, oak, or olive were hung on doors for protection and good fortune.

Transition to Christian Tradition

Advent Wreaths: In 16th-century Germany, Lutherans used evergreen wreaths with candles to mark Advent, symbolizing hope and Christ's coming.

Christmas Symbolism: Evergreens represented Christ's eternal life, while the circular shape symbolized perfection and no end.

From Head to Door

Souvenirs: One theory suggests athletes or victors kept their head wreaths as souvenirs, hanging them on walls or doors, starting the decorative tradition.

Victorian Popularity: Victorian England embraced elaborate, scented wreaths with holly, pine, and berries, solidifying the festive, welcoming door decorations we know today.

Overall Meaning

Today's wreaths blend these histories, serving as welcoming symbols, seasonal decorations, and reminders of hope, life and good fortune.

A wreath is always a fun project for our miniature houses. Many different products can be used. The following pictures are examples of the wreath projects that have been completed by Eugene and Portland miniaturists.



CALIFORNIA DREAMING 2026

Mark your calendars. The 2026 NAME National Convention is scheduled for July 23 – 26, plus three days of Pre-Convention workshops. Make those dreams come true and come for the week!

FOR SALE \$300


Micro-Mark table saw and accessories
Made by Micro-Mark of Berkeley Heights, NJ
www.micromark.com
mmtechservice@att.net

CONTACT: Joane Forsstrom
503-644-7997
jsforsstrom@gmail.com

Perfect for all miniature and small projects

MLX tilting arbor saw
230 teeth 0.02 inch kerf thin blade
24 teeth carbide blade
2 blade support plates
Adapter for blades with 1/2 inch arbor bore
Sliding crosscut table
Saw mounting plate
Current list price total: \$514

All manuals and paperwork included.



Remember to check out the NAME websites

miniatures.org

&

create.miniatures.org

RENEWAL OPTIONS

Online - By Phone

By Mail - Through Pay Pal

Online at:

<https://miniatures.journeycare.app/membership-options>

By Phone:

(317)571-8094

M, T, W & F 9am-4:30pm

(closed Thursday)

By Mail:

Mail check and Membership Form to:

NAME

130 N Rangeline Rd,

Carmel, IN 46032

Please note in the memo it's for Region N-3 to get the \$10 regional renewal credit and subtract it from the total.

(317)571-8094

M, T, W & F 9am-4:30pm

(closed Thursday)

By Mail:

Mail check and Membership Form to:

NAME

130 N Rangeline Rd,

Carmel, IN 46032

Please note in the memo it's for Region N-3 to get the \$10 regional renewal credit and subtract it from the total.

Send payment by PayPal to name@miniatures.org

Please note in the memo it is for Membership Renewal