

*You are invited to attend the*

# *Grand Opening*



NAME National Convention  
Franklin, TN  
August 1-4, 2024





*“Old Southern Charm”*  
*2024 National Convention*

*August 1-4, 2024*

*Franklin, TN*



Welcome to the Grand Opening of “Old Southern Charm”. We are so excited you will be joining us at the bed and breakfast, otherwise known as the Franklin Marriott Cool Springs. Many of you may remember it from 2019. The hotel was perfect for our convention and we are happy to be back in Tennessee.

Our Committee has worked hard to make this convention one you will not want to miss. The expanded sales room dealer list has a lot of your favorites, with some new names on the agenda. Preconvention workshops, Registered workshops and Theme Luncheons have been chosen from an amazing group of teachers and artisans. All submissions were so fabulous, that we had a hard time to narrowing the list.

The garage sale is always a crowd pleaser and we are thrilled to report that the queens of the garage sale – Sue Ann Ketchum and Katie Vitullo will be in charge. Nancye Claypool and Ellen Yunker are planning the exhibit room – can’t you just imagine? You will also want to venture to the Hospitality room. Chris Ernst and Debbie Love have lots of surprises in store.

There are so many things to do and see in Franklin and the surrounding area, you may want to come early and stay late. We’ll leave the light on for you!

*Lynn Montgomery & Marion Haerle*



# Code of Ethics and Cancellation Form



NAME has learned from past experience that certain regulations must be adhered to in order that all registrants are treated fairly and can enjoy the benefits of the Houseparty. The following are rules by which every registrant must abide:

1. Your Houseparty registration is non-transferable. If for some reason you are unable to attend you may either (a) contact the NAME Office regarding your cancellation (please use the form below) & a refund (less \$40) will be made if the office is notified before **June 24, 2024**, or (b) If you wish to stay registered but can't attend, make arrangements with the Registration Chairman to receive your Souvenirs, Tote Bag, & Souvenir Book by mail.
2. You may not lend your badge to anyone for any reason.
3. No one other than authorized Houseparty Dealers may sell merchandise at any time on Houseparty premises.

***Failure to abide by these rules can seriously affect your opportunity to attend future NAME Conventions/Houseparties.***

Neither the National Association of Miniature Enthusiasts, its officers, members, agents or assignees, nor the Houseparty Steering Committee, jointly or severally, shall be responsible for loss of goods, merchandise displays or other accouterments which may result from fire, flood, theft, vandalism, Acts of God or any action which may occur before, during or after the Convention/Houseparty. Participants are hereby advised that the National Association of Miniature Enthusiasts and its designated authorities do not and will not carry insurance to cover damage or loss which may be sustained by participants, participants' personnel and/or guests.

*The NAME Board of Trustees*

---

## ***Old Southern Charm Bed & Breakfast***

**2024 FRANKLIN, TN CANCELLATION FORM**

***Postmark deadline June 24, 2024***

Name \_\_\_\_\_ Email \_\_\_\_\_

Address \_\_\_\_\_ Phone (\_\_\_\_) \_\_\_\_\_

City \_\_\_\_\_ State \_\_\_\_\_ Zip \_\_\_\_\_

ALL Registered Activities (include Workshops, Luncheons, Tours & if you've volunteered or signed up for things such as Swaps, Exhibits, etc):

---

---

Please mail form to: NAME 2024 Franklin, TN Convention CANCELLATION  
130 North Rangeline Rd ▪ Carmel, IN 46032





# Area Attractions



## Franklin

Franklin is located south of Nashville. The area is filled with things to see and do! Consider downtown Franklin's main thoroughfare a must-see attraction. It has been designated a Great American Main Street and is listed on the National Register of Historic Places. Walk along the brick sidewalks among an idyllic collection of Victorian architecture and more than 70 unique shops and restaurants in the 16 block Main Street district. Shop among antique and art galleries, boutiques, gift and bookstores. Or step back in time and learn of Franklin's pivotal role in the Civil War by visiting many historical sites from the Battle of Franklin.

There is a Franklin Transit that will carry you from near the hotel to downtown Franklin. Follow the sidewalk across the parking lot from the hotel main entrance to the street. It runs Monday – Friday. The cost is \$1 each way unless you have proof of being over 65 and then it's a mere 50 cents! For map and timetable, check the website: [www.franklintransit.org](http://www.franklintransit.org).

Cool Springs Galleria Mall, 1800 Galleria Blvd, Franklin 1.5 miles from hotel  
[www.coolspringsgalleria.com](http://www.coolspringsgalleria.com)

Kings Bowl, 1920 Galleria Blvd, Suite 120, Franklin 1.2 miles from hotel [www.playatkings.com](http://www.playatkings.com)

The Factory at Franklin, 230 Franklin Rd., Franklin 4 miles from hotel  
[www.factoryatfranklin.com](http://www.factoryatfranklin.com)

Franklin Historic District, Main Street, Franklin 5 miles from hotel [www.visitfranklin.com](http://www.visitfranklin.com)

Lotz House: A Civil War House Museum, 1111 Columbia Ave, Franklin 6 miles  
[www.lotzhouse.com](http://www.lotzhouse.com)

Battle of Franklin Trust: Carter House, 1140 Columbia Avenue, Franklin and Carnton Plantation and McGavock Confederate Cemetery, 1345 Carnton Lane and Franklin Battlefield 6 miles from hotel [www.boft.org](http://www.boft.org)

## Further afield:

Leiper's Fork, 4140 Old Hillsboro Road, Franklin 14 miles from hotel  
[www.visitleipersforktn.com](http://www.visitleipersforktn.com)

Leiper's Fork Distillery, 3381 Southall Rd, Franklin 15 miles [www.leipersforkdistillery.com](http://www.leipersforkdistillery.com)

Arrington Vineyards, 6211 Patton Road, Arrington 12 miles from hotel  
[www.arringtonvineyards.com](http://www.arringtonvineyards.com)

Jack Daniels Distillery, 133 Lynchburg Highway, Lynchburg 54 miles [www.jackdaniel.com](http://www.jackdaniel.com)



# Area Attractions



## If you head into Nashville, consider the following places to visit:

Ryman Auditorium, 116 5<sup>th</sup> Avenue N., Nashville 15 miles from hotel

[www.ryman.com](http://www.ryman.com)

Country Music Hall of Fame, 222 Rep. John Lewis Way S., Nashville and RCA Studio B, 1611 Roy Acuff Pl, Nashville 15 miles from hotel 1

[www.countrymusichalloffame.org](http://www.countrymusichalloffame.org)

Johnny Cash Museum, 119 3<sup>rd</sup> Ave. S., Nashville 12 miles from hotel

[www.johnnycashmuseum.com](http://www.johnnycashmuseum.com)

Tennessee State Museum and Bicentennial Capital Mall State Park, 1000 Rosa L. Parks Blvd, Nashville 17 miles from hotel [www.tnmuseum.org](http://www.tnmuseum.org)

Belle Meade Plantation Historic Site and Winery, 110 Leake Ave, Nashville 20 miles from hotel [www.bellemeadeplantation.com](http://www.bellemeadeplantation.com)

Cheekwood Historic Estate and Botanical Gardens, 1200 Forrest Park, Dr., Nashville 16 miles from hotel [www.cheekwood.org](http://www.cheekwood.org)

Nashville Zoo at Grassmere, 3777 Nolensville Pike, Nashville 19 miles from hotel [www.nashvillezoo.org](http://www.nashvillezoo.org)

Lane Motor Museum, 702 Murfreesboro Pike, Nashville 18 miles from hotel [www.lanemotormuseum.org](http://www.lanemotormuseum.org)

Nashville Shores Waterpark, 4001 Bell Rd, Nashville 25 miles from hotel [www.nashvilleshores.com](http://www.nashvilleshores.com)

Grand Ole Opry, 600 Opry Mills Dr., Nashville [www.opry.com](http://www.opry.com) 24 miles from hotel [www.opry.com](http://www.opry.com)

Opry Mills Shopping Center, 433 Opry Mills Dr., Nashville 24 miles from hotel [www: simon.com](http://www.simon.com)

Opryland Hotel and SoundWaves Waterpark, 2800 Opryland Drive, Nashville 24 miles from hotel [www.marriott.com](http://www.marriott.com)

Andrew Jackson's Hermitage, 4580 Rachel's Lane, Nashville 28 miles from hotel [www.thehermitage.com](http://www.thehermitage.com)



# Auction



## Wow! Are you ready for another Fun and Exciting Auction??

NAME will hold a couple of Silent Auctions during the convention with the main Silent/LIVE auction to be held on Friday Evening. Please plan to join us and bid on special items for your collection.

Do you have items that you would like to donate to NAME? Check your collection and bring something to donate. All price ranges are welcome. Remember, the more you donate, the better for NAME. We normally receive more items than we can auction at the convention. If that is the case, rest assured that they will be used for NAME. Many donated artisan signed pieces are priced and sold at the NAME table in the sales room so be sure to check in at the NAME table when the sales room opens.

Donations are used for NAME in other ways as well. NAME has been fortunate for the past several years to be invited to hold an auction at the Philadelphia Miniaturia show. Your donation could be auctioned there. Your donation could be sold in online auctions (especially if it is small), or at other events like regional and state level events. Every donation benefits NAME. Note: Not all donations are best used as auction items. These are passed on as houseparty helpers, doorprizes or garage sale items.

Auctions are sponsored by the NAME Board of Trustees and benefit NAME's General Fund. Because NAME is a Not-for-Profit 501 (c) (3) corporation, your donations may be tax deductible to the extent allowed by law. Please consult your tax advisor for details.

Please complete the form below and return to me no later than **May 31, 2024**

Rhonda Keef  
16 South Antigo Court  
Greer, SC 29650  
[auctions@miniatures.org](mailto:auctions@miniatures.org)

-----Send it to the address above.-----

## Auction Donation Slip

Name \_\_\_\_\_ Email \_\_\_\_\_

Address \_\_\_\_\_ Phone (\_\_\_\_) \_\_\_\_\_

City \_\_\_\_\_ State \_\_\_\_\_ Zip \_\_\_\_\_

Description of items(s) I will donate \_\_\_\_\_

Estimated Value \$ \_\_\_\_\_

- I will bring the items(s) to the Convention
- I will send the items(s) to Rhonda Keef to arrive prior to **June 1, 2024**.



# Care Giver



Do you travel with a care giver? If so, NAME welcomes your care giver to Franklin, TN. Your care giver can deliver you to any convention activity and pick you up afterwards. However, the care giver is not permitted to be seated at any meals or workshops. The care giver is welcome to assist you in the sales room, exhibit room, during round tables and the garage sale but is not permitted to shop.

If you will be bringing your care giver, please return or email the completed form below to the address below no later than **April 26, 2024**

*Please complete the form below and send to:*

NAME 2024 Franklin, TN  
130 North Rangeline Rd  
Carmel, IN 46032  
Or email to [kim@miniatures.org](mailto:kim@miniatures.org)

---

## Care Giver

Registered Attendee Name \_\_\_\_\_

Email \_\_\_\_\_

Street Address \_\_\_\_\_

City \_\_\_\_\_ State \_\_\_\_\_ Zip \_\_\_\_\_

Phone (\_\_\_\_\_) \_\_\_\_\_ Cell: (\_\_\_\_\_) \_\_\_\_\_

**Care Giver's Name:** \_\_\_\_\_

Email \_\_\_\_\_

Street Address \_\_\_\_\_

City \_\_\_\_\_ State \_\_\_\_\_ Zip \_\_\_\_\_

Cell: (\_\_\_\_\_) \_\_\_\_\_





# Charity



NAME members have been very generous over the past years in sharing with others. The 2024 “Old Southern Charm” committee has selected



## OPERATION CHRISTMAS CHILD

Operation Christmas Child is the Christmas Shoebox Outreach Ministry of Samaritan’s Purse, a worldwide relief agency, based in Boone, NC. Each year shoeboxes are filled with items for children around the world and delivered in time for Christmas. Since 1993 over 209 million shoeboxes have been filled and distributed. For many children this is the only gift they will receive or have ever received. These items can make a big difference in their lives.

Attached are idea sheets for girls and boys. In speaking with representatives of Samaritan’s Purse, we have learned that the most important gift in a box is sometimes the pencil.

Monetary donations are also welcome. Please make checks payable to Samaritan’s Purse with “Operation Christmas Child” on the memo line.

There will be a donation box in the Hospitality Room where you can put any items you bring. The items collected will be taken to the Operation Christmas Child distribution center in Charlotte, NC. Thank you so much for your contribution. For more information about this outreach, you can go to <https://www.samaritanspurse.org/what-we-do/operation-christmas-child>



# Shoebox Gift Suggestions

## Girl

### A "WOW" ITEM

- Doll
- Large toy
- Soccer ball and pump
- Stuffed animal
- Musical instrument



### PERSONAL CARE ITEMS

- Comb or brush
- Toothbrush
- Washcloth
- Fun adhesive bandages
- Eating utensils
- Nail clipper and file



### SCHOOL SUPPLIES

- Pencils and sharpener
- Pencil case
- Erasers
- Pens
- Crayons
- Markers
- Notebooks
- Index cards
- Calculator
- Scissors
- Ruler
- Glue stick
- Small adhesive tape



### CLOTHING & ACCESSORIES

- Clothing and undergarments
- Flip-flops or shoes
- Cold weather items
- Sunglasses
- Bags, backpacks, or purses
- Hair accessories
- Hats
- Wristwatch or jewelry
- Flashlight



### CRAFTS & ACTIVITIES

- Puzzles
- Binoculars
- Compass
- Chalkboard and chalk
- Fishing kit
- Jump rope
- Coloring books or pads
- Dry watercolor set
- Playdough
- Stickers
- Craft kits or colorful rope/twine
- Books or picture books



### TOYS

- Ball
- Frisbee®
- Building blocks
- Finger puppets
- Slinky®
- Yo-yo
- Magnets
- Kaleidoscope
- Interactive toys
- Other small toys and figures



### DO NOT INCLUDE

- Food, candy, or gum
- Toothpaste
- Used or damaged items
- Scary or war-related items
- Wearable traditional camouflage
- Seeds or organic matter
- Liquids
- Medication
- Money
- Breakable items
- Matches, fire starters, or aerosols
- Knife, saw, or razor blades

To learn how to pack a shoebox, get the latest resources, and receive Follow Your Box labels, visit

[samaritanspurse.org/occ](http://samaritanspurse.org/occ)



# Shoebox Gift Suggestions

## Boy

### A "WOW" ITEM

- Soccer ball and pump
- Stuffed animal
- Musical instrument
- Large toy truck or car
- Other large toy



### PERSONAL CARE ITEMS

- Comb or brush
- Toothbrush
- Washcloth
- Fun adhesive bandages
- Eating utensils
- Nail clipper and file



### SCHOOL SUPPLIES

- Pencils and sharpener
- Pencil case
- Erasers
- Pens
- Crayons
- Markers
- Notebooks
- Index cards
- Calculator
- Scissors
- Ruler
- Glue stick
- Small adhesive tape



### CLOTHING & ACCESSORIES

- Clothing and undergarments
- Flip-flops or shoes
- Cold weather items
- Sunglasses
- Bags or backpacks
- Hats
- Wristwatch
- Flashlight



### CRAFTS & ACTIVITIES

- Puzzles
- Binoculars
- Compass
- Chalkboard and chalk
- Fishing kit
- Jump rope
- Coloring books or pads
- Dry watercolor set
- Playdough
- Stickers
- Craft kits or colorful rope/twine
- Books or picture books



### TOYS

- Ball
- Frisbee®
- Building blocks
- Slinky®
- Yo-yo
- Magnets
- Kaleidoscope
- Toy cars
- Interactive toys
- Other small toys and figures



### DO NOT INCLUDE

- Food, candy, or gum
- Toothpaste
- Used or damaged items
- Scary or war-related items
- Wearable traditional camouflage
- Seeds or organic matter
- Liquids
- Medication
- Money
- Breakable items
- Matches, fire starters, or aerosols
- Knife, saw, or razor blades



# Old Southern Charm Bed & Breakfast Committee List



**Hosting Chair: Lynn Montgomery**  
[lynnminisonly@gmail.com](mailto:lynnminisonly@gmail.com)

**Assistant: Marion Haerle**  
[mhaerl@yahoo.com](mailto:mhaerl@yahoo.com)

**Centerpieces: Debbie Love**  
[rahlove3@yahoo.com](mailto:rahlove3@yahoo.com)

**Assistant: Pam Stephens**  
[pam0526@hotmail.com](mailto:pam0526@hotmail.com)

**Exhibits: Nancye Claypool**  
[johnson.nancye@gmail.com](mailto:johnson.nancye@gmail.com)

**Assistant: Ellen Yunker**  
[egy735@gmail.com](mailto:egy735@gmail.com)

**Garage Sale: Katie Vitullo**  
[ke.vitullo@gmail.com](mailto:ke.vitullo@gmail.com)

**Assistant: Sue Ann Ketchum**  
[sheltielover30@gmail.com](mailto:sheltielover30@gmail.com)

**Gold Star: Terri Correll**  
[momsminiatures@hotmail.com](mailto:momsminiatures@hotmail.com)

**Home Improvements: Jackie Batchelor**  
[jackieb@ec.rr.com](mailto:jackieb@ec.rr.com)

**Assistant: Cat Wingler**  
[catwingler1@gmail.com](mailto:catwingler1@gmail.com)

**Houseparty Helpers: Kim Wood**  
[gwood14@att.net](mailto:gwood14@att.net)

**Assistant: Cindy McDaniel**  
[cindymcdaniel@hotmail.com](mailto:cindymcdaniel@hotmail.com)

**Hospitality: Chris Ernst** [jcernst@comcast.com](mailto:jcernst@comcast.com)

**Assistant: Debbie Love**  
[rahlove3@yahoo.com](mailto:rahlove3@yahoo.com)

**Operations: Karen Barone**  
[kbarone0117@live.com](mailto:kbarone0117@live.com)

**Assistant: Janet Smith**  
[desertminis@gmail.com](mailto:desertminis@gmail.com)

**NAME Convention Liaison: Leanne Kirsch**

**Publicity: Cat Wingler** [catwingler1@gmail.com](mailto:catwingler1@gmail.com)

**Assistant: Suzanne Larson-Tamburo**  
[suzandmini@aol.com](mailto:suzandmini@aol.com)

**Registration: Lissa Loosemore**  
[elloosemore@att.net](mailto:elloosemore@att.net)

**Assistant: Johnnie Somerville**  
[jaranda682@hotmail.com](mailto:jaranda682@hotmail.com)

**Roundtables: Susan Farnik**  
[sifarnik@gmail.com](mailto:sifarnik@gmail.com)

**Sales Room: Donna Brewington**  
[djbrewington52@gmail.com](mailto:djbrewington52@gmail.com)

**Assistant: Jennifer Crowe**  
[laughingcrowlasercraft@gmail.com](mailto:laughingcrowlasercraft@gmail.com)

**Social Media: Kim Ash**  
[logansmommy04@yahoo.com](mailto:logansmommy04@yahoo.com)

**Souvenirs: Jean Monk** [jdjmonk@gmail.com](mailto:jdjmonk@gmail.com)

**Souvenir Book: Shannon Moore**  
[shanroy@bellsouth.net](mailto:shanroy@bellsouth.net)

**Swaps/Mini Exchange: Rachel Watson**  
[RachelW1955@gmail.com](mailto:RachelW1955@gmail.com)

**Assistant: Joan Carn**  
[cacarn115@comcast.net](mailto:cacarn115@comcast.net)

**Table Hostesses: Janet Chase**  
[flomac@emparqmail.com](mailto:flomac@emparqmail.com)

**Theme Luncheons: Cat Wingler**  
[catwingler1@gmail.com](mailto:catwingler1@gmail.com)

**Thursday Night Project: Lynn Frank**  
[lmfrank.bobwhite@yahoo.com](mailto:lmfrank.bobwhite@yahoo.com)

**Workshops: Leanne Kirsch**  
[leannekirsch1972@gmail.com](mailto:leannekirsch1972@gmail.com)

**Assistant: Barbara Lundberg**  
[barbara.lundberg@comcast.net](mailto:barbara.lundberg@comcast.net)

**Youth Coordinator: Marcia Beardsley**  
[dmbeardsley1@aol.com](mailto:dmbeardsley1@aol.com)

**Houseparty Advisor: Ann Pennypacker**



# Convention/Houseparty Information

*These definitions are provided to explain NAME Convention/Houseparty Terminology and the activities available.*



## ***Academy of Honor (AOH)***

Recognizes those members of NAME whose talent, leadership and achievements have helped determine and preserve the art of miniatures.

## ***Annual Business Meeting***

As authorized by NAME Bylaws, the primary purpose of the Annual National Convention is to hold the annual meeting of its members. Its function is to provide a forum to conduct NAME business by bringing together NAME Officers, Board Members, Club Presidents, State Reps, Regional Coordinators and Members. All NAME members are invited to attend. If they are not registered for the Convention, they must present a current membership card. All members have an equal vote. The results of the election of officers are announced every two years. Changes in the NAME Bylaws are voted on annually, if such changes are proposed. The President of the Association chairs the Business Meeting.

## ***Auction***

An auction of special items donated to NAME with all proceeds going to NAME. This is held in the evening.

## ***Banquet***

This is the main formal meal, served on Saturday evening. Door Prizes and Houseparty Helpers are drawn and Table Favors and Table Exchange gifts are exchanged.

## ***Centerpiece***

All tables at all meal functions feature a centerpiece. These are miniature scenes, depicting the Convention theme, which various NAME members have created. There is a drawing at the Sunday Brunch and a winner at each table receives the centerpiece.

## ***Club Presidents Meeting***

A meeting is held for any Club President or Club representative to allow our Clubs an opportunity to share ideas and discuss solutions to problems.

## ***Convention Badge***

Your name badge must be worn at all convention functions. You may not lend your badge to anyone for any reason. If you leave the hotel for anything other than a Convention function, please remove your badge. It's a sure sign you are a tourist with money in your pocket.

## ***Exhibit Room***

A Convention highlight is a wonderful display of miniatures that have been brought by the registrants to share with everyone attending. Exhibit hours are listed in the Schedule of Events.

## ***First Timers Meeting***

A meeting held for all those attending their first Convention to introduce these registrants to the terminology of the Convention and to answer any questions.

## ***Garage Sale***

This is a typical garage sale of miniature items donated to NAME. There will be bargains galore, so arrive early!! Please be courteous to other shoppers. No hoarding a large number of items to sort through in a corner of the room later.

## ***Gold Star Volunteers***

This is a program that allows attendees to volunteer their time to assist the various committees at the Convention. Volunteers who work for at least two hours at the Convention receive a Gold Star Volunteer pin.

## ***Hospitality Room***

A room is setup for the registrants to stop by and chat with other registrants. The hours of the Hospitality Room are listed on the Schedule of Events. Special activities, exclusive to the Hospitality Room, will be provided.

## ***Hostess/Host***

Registrants sign up ahead of time to be a hostess or host at meal functions. They have specific duties such as putting the centerpiece and souvenirs on the table at each meal function, overseeing the sign-in sheet, introducing the guests to each other, making the guests feel welcome, etc. It is best to have attended a NAME Convention at least once before you sign up to be a Hostess/Host.

## ***Houseparty Helpers***

Houseparty Helpers are donated items valued at \$150 or more. Raffle tickets are sold and the proceeds will be used to defray Convention expenses. Purchase your tickets and place them in the box for the item you would like to win. One ticket is chosen from each container and that person wins that Helper. **Helpful Hint:** *Pre-printed return address labels are very helpful when putting your name on the Houseparty Helper tickets and on the sign-up sheet at meal functions.*

## ***Meal Functions***

All meals on the Schedule of Events, with the exception of the Theme Luncheons/Dinners or meals served on the Tours, are included in the registration fee.

## ***NAME Evening With Friends***

This is a NAME fundraiser usually held on Wednesday evening. There are usually refreshments, could have entertainment, a possible auction of special items and a small gift is presented. Each "GALA" is different based on the theme of the Convention. You must pre-register for one of the limited spaces available at an additional fee.

## ***No Host Cocktail Party***

A cash bar cocktail party held prior to the banquet on Saturday evening. It gives you an opportunity to visit with other guests and view those registrants who choose to wear theme-related costumes.

### ***Pre-Convention Workshops***

One, two or three-day workshops are given by instructors on Monday, Tuesday and Wednesday preceding the Convention. They are limited in number of participants and you must pre-register for these workshops. A list of these workshops is included in your registration packet. These workshops fill up quickly and are filled on a first come, first served basis according to registration form arrival. First-day arrivals (all those received on or before a specified date regardless of order received) will be registered first. Those arriving the following day will be second-day and processed next, etc. If there are more first-day arrivals than space will allow, those registrations will go to a lottery. If your first choice is full and you have indicated other choices, you will be registered in your next choice if space is available. Fee adjustments will be made if necessary. If you are placed on a waiting list, your check will be held. If you do not get into the wait-listed workshop, your check will be returned following the Convention. A fee is charged for Pre-Convention Workshops. If there are any openings remaining in these workshops, they will be filled at the Convention.

### ***Regional Meetings***

Members from each region get together with their Regional Coordinator and State Representatives to make plans for the coming year. A report of the previous year is also given. This is a wonderful opportunity to have input into the events and projects planned for your region. And is a way of showing your Regional Coordinator and State Reps that they have your support.

### ***Registered Workshops***

Workshops are given by instructors on Thursday and Friday during the Convention and are usually 4 hr or less. The number of participants is limited and you must pre-register for these workshops. A list of the workshops is included in your registration packet. Please see "Pre-Convention Workshops" for an explanation of how the workshops are filled. A fee is charged for Registered Workshops. If there are any openings remaining in these workshops, they will be filled at the Convention.

### ***Registration at the Convention***

When registrants arrive at the Convention/HP, they need to report to the Registration area to pick up their packet of information, name tag, tote bag and souvenir book. Registrants will also sign up for table seating for the meal functions if they have opted not to be pre-seated. The Schedule of Events lists the frequent hours the Registration area is open. This is the best time to drop off Door Prizes, Houseparty Helpers, Auction and Garage Sale items.

### ***Roundtable Workshops***

Instructors will offer hands-on workshops in small groups in the roundtable workshop room. Kits are sold for \$5 or less to complete the workshop, which should take 30 minutes or less. Pre-sales for Roundtable kits are held prior to the workshop session, and remaining kits are sold in the workshop room. These workshops are listed in the Souvenir Book and a separate list is provided in the registration packet you will receive at the Convention. Finished Kits will be on display near the registration area during registration hours.

### ***Mega Roundtable Workshops***

Instructors will offer hands-on workshops in small groups in the roundtable workshop room. Kits are sold for \$10 or less and the workshop should take two hours or less to complete. Pre-sales for Mega Roundtable kits are held prior to the workshop session, and remaining kits are sold in the workshop room. These workshops are listed in the Souvenir Book and a separate list is provided in the registration packet you will receive at the Convention. Finished kits will be on display near the registration area during registration hours.

### ***Sales Room***

Selected dealers with a variety of miniature merchandise at various prices. The hours of the Sales Room are listed on the Schedule of Events.

### ***Souvenirs***

These are specially made gifts for each Convention registrant. Souvenirs are limited editions and made only for this Convention. They are presented at the meal functions. Registrants are not to open souvenirs until an announcement is made to do so, then everyone opens them at the same time.

### ***Souvenir Book***

A book printed especially for the Convention containing the Convention Schedule of Events, a list of the workshops and items related to the Convention theme. The Souvenir Book is a nice addition to a miniature library.

### ***Swaps***

An activity in which you swap miniatures that you have made for those that others have made. You select what scale you want to participate in and you are welcome to participate in more than one scale. You will bring 21 labeled, identical unwrapped items with you. No kits or printies. Your swap should be of a value of at least \$5 each.

### ***Table Exchange Gifts***

Many registrants make or buy one gift valued at approximately \$10 to \$15 to exchange with another person at their table who(se) also brought a gift. This is an optional, but popular, tradition for the Saturday Night Banquet. Table Exchanges should be gift wrapped (include your name/contact info inside).

### ***Table Favors***

There will be ten attendees at each table. Many registrants make or buy nine small gifts, valued at approximately \$3 to \$5, to present to their table companions at the Saturday Night Banquet. This is entirely optional, but most guests do elect to participate. It is fun if the Table Favors are theme related and wrapped as a gift (include your name/contact info inside).

### ***Theme Luncheons and Dinners***

These are luncheons or dinners at which an artisan will present a demonstration or lecture on a specific subject. The number of participants is limited and you must pre-register for these luncheons. A list of these Luncheons and Dinners is included in your registration packet. Please see "Pre-Convention Workshops" for an explanation of how the luncheons and dinners are filled. A fee is charged for Theme Luncheons and Dinners. If there are any openings remaining in the Theme Luncheons and Dinners, they will be filled at the Convention.



# Dealer List

2024 National Convention  
Franklin, TN



## **Aminithing, LLC**

Ann Pennypacker  
Chester Springs, PA  
[Aminithing@gmail.com](mailto:Aminithing@gmail.com)  
[www.Aminithing.etsy.com](http://www.Aminithing.etsy.com)

## **Barbara Wilson**

Barbara Wilson  
Hanceville, AL  
[ccwilsonolli@bellsouth.net](mailto:ccwilsonolli@bellsouth.net)

## **Betinha Murta Miniatures Inc.**

Betinha Murta  
Orlando, FL  
[elizabeth\\_murta@yahoo.com](mailto:elizabeth_murta@yahoo.com)  
[www.etsy.com/shop/BetinhaMurtaminis](http://www.etsy.com/shop/BetinhaMurtaminis)

## **Bob Francis Miniatures**

Bob Francis  
Chestermere, AB, Canada  
[bfminis@gmail.com](mailto:bfminis@gmail.com)

## **by Rachelle**

Rachelle Spiegel  
Plainview, NY  
[byrachelle@mindspring.com](mailto:byrachelle@mindspring.com)  
[www.byrachelle.com](http://www.byrachelle.com)

## **Carl's Miniatures**

Carl Bronsdon  
Seattle, WA  
[csbronsdon@aol.com](mailto:csbronsdon@aol.com)

## **Cat Wingler**

Cat Wingler  
McGrady, NC  
[Catwingler1@gmail.com](mailto:Catwingler1@gmail.com)

## **Cheryl Hubbard**

Cheryl Hubbard  
Winnipeg, Manitoba, Canada  
[chminiatures@outlook.com](mailto:chminiatures@outlook.com)

## **Cindy's Minis**

Cindy McDaniel  
Pendleton, IN  
[cindymcdaniel@hotmail.com](mailto:cindymcdaniel@hotmail.com)  
[www.etsy.com/shop/831cindy](http://www.etsy.com/shop/831cindy)

## **Dollhouse Alley LLC**

Marianne & Ali Jurgens  
Troutman, NC  
[DollhouseAlley2@gmail.com](mailto:DollhouseAlley2@gmail.com)  
[www.DollhouseAlley.com](http://www.DollhouseAlley.com)

## **Exceptional!**

Lynn Yaeger & Nancy Weith  
St. Louis, MO  
[queenlhy@hotmail.com](mailto:queenlhy@hotmail.com)  
[gnlinc@aol.com](mailto:gnlinc@aol.com)

## **Ginger Landon-Siegel**

Ginger Landon-Siegel  
New York, NY  
[Ging360@gmail.com](mailto:Ging360@gmail.com)  
[www.gingerlandonsiegel.weebly.com](http://www.gingerlandonsiegel.weebly.com)

## **Grapevine**

Charrita Teague  
Paris, TN  
[charritateague@bellsouth.net](mailto:charritateague@bellsouth.net)  
[www.grapevineminatures.com](http://www.grapevineminatures.com)



# Dealer List

2024 National Convention  
Franklin, TN



## Hannon Miniatures

Joseph & Christine Hannon  
Johnston, RI

[christine.mcintyrehannon@gmail.com](mailto:christine.mcintyrehannon@gmail.com)  
[www.hannonartworks.com](http://www.hannonartworks.com)

## JoAnne Roberts Miniatures

JoAnne Roberts  
Emmaus, PA

[jorobminidolls@aol.com](mailto:jorobminidolls@aol.com)

## Krystaline Studio

Atlas Faeryn  
Dayton, OH

[krystalinestudiocontact@gmail.com](mailto:krystalinestudiocontact@gmail.com)  
[www.etsy.com/shop/KrystalineStudio](http://www.etsy.com/shop/KrystalineStudio)

## Laughing Crowe

Jennifer Crowe

[LaughingCroweLasercraft@gmail.com](mailto:LaughingCroweLasercraft@gmail.com)  
[LaughingCroweLaser.Etsy.com](http://LaughingCroweLaser.Etsy.com)

## Level Land Dolls and Miniatures

Winifred Holloway  
Chattanooga, TN

[Winifred16@gmail.com](mailto:Winifred16@gmail.com)

## m h barrett

Mary Barrett  
Powell, OH

[Artist1118@aol.com](mailto:Artist1118@aol.com)

## Mini Cousins Miniatures

Kim Carlson & Ann McNeil  
Marstons Mills, MA

[minicousinsminiatures@gmail.com](mailto:minicousinsminiatures@gmail.com)  
[www.etsy.com/shop/MiniCousins](http://www.etsy.com/shop/MiniCousins)

## MiniEtchers

Karen Crawford  
Marietta, GA

[minietchers@gmail.com](mailto:minietchers@gmail.com)  
[www.MiniEtchers.com](http://www.MiniEtchers.com)

## mini-gems

Barbara Ann Meyer  
Chicago, IL

[barbaraswee@aol.com](mailto:barbaraswee@aol.com)  
[www.mini-gems.com](http://www.mini-gems.com)

## Mini Mansions Dollhouse & Miniature Shop

Ruth Blakeman  
Owensboro, KY

[ruth.miniman@icloud.com](mailto:ruth.miniman@icloud.com)  
[www.minimansions.com](http://www.minimansions.com)

## Mini Things

Becky Lipscomb  
Chattanooga, TN

[Realmag1945@gmail.com](mailto:Realmag1945@gmail.com)

## Miniature Wishes by Linda

Linda Farris  
Muncie, IN

[lindajfarris@comcast.net](mailto:lindajfarris@comcast.net)  
[www.FarrisCreations.com](http://www.FarrisCreations.com)





# Dealer List

2024 National Convention  
Franklin, TN



## Miniatures by Carolyn McVicker

Carolyn McVicker  
Scaly Mtn., NC  
[marycmcvicker@gmail.com](mailto:marycmcvicker@gmail.com)  
[www.carolynmcvicker.com](http://www.carolynmcvicker.com)

## sdk miniatures LLC

Susan Karatjas  
Moon Twp, PA  
[susan@sdkminiatures.com](mailto:susan@sdkminiatures.com)  
[www.sdkminiatures.com](http://www.sdkminiatures.com)

## NAME

Carmel, IN  
[name@miniatures.org](mailto:name@miniatures.org)  
[www.miniatures.org](http://www.miniatures.org)  
[www.create.miniatures.org](http://www.create.miniatures.org)

## Stewart Dollhouse Creations

Ruth & Dan Stewart  
Fort Benton, MT  
[ruth@stewartdollhousecreations.com](mailto:ruth@stewartdollhousecreations.com)  
[www.stewartdollhousecreations.com](http://www.stewartdollhousecreations.com)

## Norman's Country Creek

Kristie Norman  
Wabash, IN  
[kristie@normanscountrycreek.com](mailto:kristie@normanscountrycreek.com)  
[www.normanscountrycreek.com](http://www.normanscountrycreek.com)

## Sue Ann Ketchum

Sue Ann Ketchum  
Damascus, MD  
[Sheltielover30@gmail.com](mailto:Sheltielover30@gmail.com)

## Pat Boldt Dolls

Pat Boldt  
[patboldtdolls@cox.net](mailto:patboldtdolls@cox.net)  
[www.patboldtdolls.com](http://www.patboldtdolls.com)

## Tailgate Minis

Dia Crissey-Baum  
Felton, GA  
[dia@tailgatefarms.com](mailto:dia@tailgatefarms.com)  
[www.tailgateminis.com](http://www.tailgateminis.com)  
[www.etsy.com/shop/TailgateMinis](http://www.etsy.com/shop/TailgateMinis)

## Paula Welberry

Paula Welberry  
Franklin, IN  
[PJLark@hotmail.com](mailto:PJLark@hotmail.com)

## The Modern Dollhouse

Lindsay Edens  
Brentwood, TN  
[lindsay@themoderndollhouse.com](mailto:lindsay@themoderndollhouse.com)  
[www.themoderndollhouse.com](http://www.themoderndollhouse.com)

## Robin Betterley's Miniatures

Taryn & Scott Reese  
Bangor, ME  
[taryn@robinbetterley.com](mailto:taryn@robinbetterley.com)  
[www.robinbetterley.com](http://www.robinbetterley.com)



# *Dealer List*

*2024 National Convention  
Franklin, TN*



## **The Quarter Source**

Karen Benson  
Jupiter, FL

[KBMini@aol.com](mailto:KBMini@aol.com)

[www.thequartersource.com](http://www.thequartersource.com)

## **Twinheart Miniatures**

Pat Richmond  
Milwaukie, OR

[pat@twinheart.com](mailto:pat@twinheart.com)

[www.twinheart.com](http://www.twinheart.com)

## **Tom Walden Miniatures**

Tom Walden  
Palm Bay, FL

[tom@TomWalden.name](mailto:tom@TomWalden.name)

[www.TomWalden.name](http://www.TomWalden.name)

## **Volker Arnold**

Volker Arnold  
Dresden, Germany

[vasaw@gmx.de](mailto:vasaw@gmx.de)

[www.va-holzkunst.de](http://www.va-holzkunst.de)

## **Young at Heart**

Debbie Young  
University Place, WA

[yngathrt@gv.net](mailto:yngathrt@gv.net)

[www.youngatheartminiatures.com](http://www.youngatheartminiatures.com)


*come join us at:*

## A Taste of Old Southern Charm

This Wednesday, July 31, 2024 event lets you sample Southern Cuisine with some chocolate and boot scootin' boogie added in!



Give your taste buds a treat as you sample Southern Cuisine that includes: Shrimp and Grits, pimento deviled eggs, pecan chicken bites, a choice of sorghum pulled pork slider with sweet pickles on a biscuit or Nashville "hot" chicken on a white roll, chopped Tennessee wedge salad, Jack Daniels bread pudding, and of course sweet tea.



The evening will also celebrate the Nashville/Franklin area!



In 1912, the Goo Goo Chocolate Company (which began as the Standard Candy Company) invented America's first combination candy bar. Before that, bars were solid chocolate. For those who want to celebrate this yummy history, the Goo Goo Chocolate Company will be on site! You can customize a hockey puck sized cluster with your favorite ingredients. They will seal it with chocolate and pack it in a box so this souvenir is ready at the end of the evening to take home for yourself or someone else.

Then it will be time to get on your feet when a charming line dance company teaches you some line dancing moves. Boot and hats are not required to join in this fun.



This event is a great time to socialize and will include a silent auction, raffles, and door prizes. A cash bar will also be on site if you want to sample Tennessee's own Jack Daniels or other libation.

This year two options are offered:

Chocolate (or souvenir) Option:	\$130
No chocolate (or no souvenir) Option:	\$95

Can't wait to see you as we celebrate Old Southern Charm.

This event is also open to those not registered for the convention. Please sign up by June 30, 2024, to be a part of this fun evening. Details for the evening will be provided in your convention packet. **Cancellation date is June 24, 2024.**

For more information contact: Beth Grabau at [greta@alumni.iastate.edu](mailto:greta@alumni.iastate.edu)



# Exhibits



We invite you to exhibit your miniatures in the exhibit room during the National Convention “Old Southern Charm” August 1-4, 2024. Please plan to bring your houses, room boxes, domes, furniture, vignettes, shops and any other imaginative settings you have created. (Exhibits cannot be for sale nor can they be shown as an example of the exhibitor’s work with the intent of the exhibitor to solicit orders).

We would like to keep your exhibit in place until the end of Sunday’s public day hours. However, requests may be made for early removal after public day hours end on Saturday, for those leaving immediately after the Sunday brunch.

The exhibit room will be locked when closed. Volunteer monitors will be present during viewing times. We will provide table covers and electrical power, but you must supply your own heavy duty extension cords and any special portable lighting, risers or draping if needed.

*Please complete the form below (one form per exhibit; form may be copied for additional exhibits) and mail by April 26, 2024 to the Exhibits Chairman (Applications after April 26, 2024 are accepted on a space available basis):*

**Nancye Claypool  
4318 Kinloch Road  
Louisville, KY 40207**

**Questions? Please email or call: [johnson.nancye@gmail.com](mailto:johnson.nancye@gmail.com) or (502) 714-8559**

----- Please **do not** return this form to the NAME Office. **Send to Nancye at address above.** -----

## Exhibits

Name: \_\_\_\_\_ E-Mail: \_\_\_\_\_

Street Address: \_\_\_\_\_ City/State/Zip: \_\_\_\_\_

Phone Number (Home) \_\_\_\_\_ (Cell) \_\_\_\_\_

Title of Exhibit \_\_\_\_\_

Type of Exhibit: House \_\_\_ Room box \_\_\_ Other (explain) \_\_\_\_\_

Scale: 1” \_\_\_ ½” \_\_\_ ¼” \_\_\_ 1/144<sup>th</sup> \_\_\_ Other \_\_\_ Size: Width across front \_\_\_\_\_ Depth \_\_\_\_\_ Height \_\_\_\_\_

Is this exhibit part of a group/club project or exhibit? Yes \_\_\_ No \_\_\_

If yes, name of group/club \_\_\_\_\_

Exhibit made by \_\_\_\_\_

Do you require electricity? Yes \_\_\_ No \_\_\_ **(Bring your own heavy duty extension cord, labeled with your name.)**

Do we have your permission for chairman or committee to remove cover for photographing? Yes \_\_\_ No \_\_\_

I need to remove my exhibit after public day hours on Saturday. Yes \_\_\_ No \_\_\_

**\*\*I understand that I must be registered for the convention to contribute an exhibit! Initial here \_\_\_\_\_**

**The National Association of Miniature Enthusiasts (NAME), its staff and members of the convention committee shall not be responsible for loss or damage to miniatures placed on display in the exhibit room. I understand that I will sign a liability release form when I deliver my exhibit(s).**

Signature \_\_\_\_\_ Date \_\_\_\_\_



# Garage Sale



The garage sale committee is looking for donations of good-quality miniatures and miniature-related items for the 2024 National Convention in Franklin, TN. Dollhouses, room boxes (new or partially finished), dolls, fabric, trim, flooring, furniture, kits, landscaping material, tools, wallpaper, and wood are welcome. Please take a few minutes to check your stash and supplies for items you no longer want or need. If you have a large dollhouse please just bring it to the convention. We can't accept books and magazines because they just don't sell.

We are hoping to have a super-sized fun garage sale in Franklin. Please consider donating some of your stash to become someone else's treasure!

As for packaging, please roll wallpaper and tie it with yarn/rubber bands or wrap it in Saran wrap (please don't use tape). Please group similar small items in Ziploc bags and bring them and any large items to the convention. If you prefer to mail the items, please send them so they arrive by **June 1, 2024** to:

Kirsten Smolensky  
806 Glen Leven Drive  
Nashville, TN 37204

Whether you are bringing items with you or mailing them, please complete the form below and return it by **April 26, 2024** to:

Katie Vitullo  
1257 Delfield Drive  
Bethel Park, PA 15102  
[ke.vitullo@gmail.com](mailto:ke.vitullo@gmail.com)  
(412) 996-8165

----- Please **DO NOT** return this form to the NAME office. Send to the address above. -----

## Garage Sale

Name \_\_\_\_\_ Email \_\_\_\_\_

Address \_\_\_\_\_ Phone (\_\_\_\_) \_\_\_\_\_

City \_\_\_\_\_ State \_\_\_\_\_ Zip \_\_\_\_\_

Description of Treasures I will donate:

---

---

---

---

---

I will mail my donation to the above address (needs to arrive by **June 1, 2024**) \_\_\_\_\_

I will bring my donation to the convention \_\_\_\_\_

I would like to help at the garage sale \_\_\_\_\_ *Please fill out a Gold Star Volunteer form.*

**\*\*Please note that we will use all donations in the area which will raise the most money for NAME or to be held and used for future events or auctions. Donations are used for NAME in many different ways. Some are best to be sold in live auctions or online auctions (especially if it is small), or at other events like regional and state level events. Remember every donation to each area benefits NAME**



# Gold Star Volunteers



The Gold Star Volunteer Program allows you to earn a Gold Star Pin for **volunteering a minimum of two hours during the Houseparty**. If you volunteer for multiple jobs, it will be greatly appreciated, but you will be given only one Gold Star Pin. Please consider being a part of the houseparty 'behind the scenes workforce' by completing and returning this form to be a Gold Star Volunteer. *If you prefer a volunteer job that allows for sitting, please check the appropriate line on the form below.* First timers are not only welcome, but are encouraged to volunteer, as this is a great way to meet other miniaturists. Remember to check the enclosed houseparty schedule to determine your availability. Your volunteer schedule will be included in the packet you receive at registration; however, if you include your email address, we will confirm your volunteer assignment in advance. Please return your form by **April 26, 2024**, so that you can be formally acknowledged. However, we will accept forms up to and at registration.

Please complete the form below and send to:  
**Terri Correll**  
**790 Lake Wright Road**  
**China Grove, NC 28023**  
Or email to [momsminiatures@hotmail.com](mailto:momsminiatures@hotmail.com)  
**704-798-3343**

----- Please **do not** return this to the NAME Office. Send to address above. -----

## Gold Star Volunteers

Name \_\_\_\_\_ Email \_\_\_\_\_

Address \_\_\_\_\_ Phone (\_\_\_\_) \_\_\_\_\_

Cell: (\_\_\_\_) \_\_\_\_\_ City \_\_\_\_\_ State \_\_\_\_\_ Zip \_\_\_\_\_

Expected arrival date \_\_\_\_\_ Expected departure date \_\_\_\_\_

I am available to work these days/times \_\_\_\_\_

Please number in order of preference:

- |                           |                               |                           |
|---------------------------|-------------------------------|---------------------------|
| ____ Sales Room           | ____ Exhibit Room             | ____ Operations           |
| ____ Registration         | ____ Silent Auction           | ____ Mini Swap            |
| ____ Registered Workshops | ____ Pre-Convention Workshops | ____ Roundtable Workshops |
| ____ Houseparty Helpers   | ____ Hospitality Room         | ____ Theme Luncheons      |

\_\_\_\_ Please choose for me – wherever you need me.  
I am: \_\_\_\_ an early bird \_\_\_\_ a night owl

\_\_\_\_ I am willing to work more than 2 hours!      \_\_\_\_ Please assign me to a job where I can work seated.

(see next page for job descriptions)

# WHAT DO GOLD STAR VOLUNTEERS DO?

***Exhibit Room*** - Assist in checking in exhibits and placing them for display during the hours designated for exhibit room set up. Monitor the exhibit room during open hours to prevent handling of exhibits. Assist in checking out exhibits at the end of the houseparty.

***Hospitality Room*** - Make other attendees feel welcome. Assist the hospitality room chairman as instructed. Demonstrate the "make it and take it" project if there is one.

***Houseparty Helpers*** - Assist at the registration table to accept donations. Assist in set up of houseparty helpers and their ticket boxes during the hours designated. Assist with boxing up donations and preparing them for distribution prior to the Saturday night banquet. Assist in distributing houseparty helpers to winners.

***Mini Swap*** – Help set up room for swap. Help set up bags for swap. Assist with checking in participants.

***Operations*** - Help set up workshop rooms each evening for the next day's events by covering tables with plastic, putting out bags at each table for trash and distributing signage. (This may need to be done in the early morning if rooms are not available the night before). Monitor access to unlocked areas at various times throughout the week.

***Pre-convention and Registered Workshops*** - Distribute class lists and evaluation forms to each workshop at the beginning of the day and collect evaluation forms at the end of the day.

***Registration*** - Assist at registration table to check in registrants and give them their registration packets, tote bags or souvenir books.

***Roundtable*** - Direct presenters to their sales location. Monitor doors to prevent early entry of participants. Sell kits for presenters who do not have an assistant to do so. Provide water for presenters, as needed.

***Sales Room*** - Monitor sales room during the hours designated for set up to help ensure that only authorized persons gain entrance to the room. Monitor sales room during open hours to deter theft. Provide water and purchase & deliver food for dealers as needed.

***Theme Luncheons*** - Check in attendees and obtain necessary signatures. Distribute and collect evaluations.



# *Home Improvement Seminars*

*(Tips and Tricks)*



Minis are a fun part of life. There is more to minis than glue and paint. Occasionally, we have questions and don't know where to turn. You know, sometimes you just need to ask an expert. We have lined up a few experts who are not famous designers but they are still superstars at what they do and are willing to share ideas and techniques.

The events are FREE so bring your camera, notebook and pen and join us for the Home Improvement Seminars to learn new techniques and ideas for working with miniatures in a variety of scales. You'll be glad you did.

## **Home Improvement Seminars Tentative Times:**

**Friday, August 2, 1:30 – 2:00**  
**&**  
**Friday August 2, 5:00 – 5:30**

The above schedule is subject to change.  
(Please see the schedule in your arrival packet for exact times and locations)

***No registration necessary and attendance is FREE!***





# *Hospitality*



## *Spin the Wheel!*

Make sure to drop by the Hospitality table at registration to pick up your tickets for kits and a chance at the Wheel of Fortune. We have some great Wheel of Fortune prizes, like dolls donated by Cat Winger, flowers donated by Chris Ernst, sales room shopping bucks and lots of other amazing prizes.

We've also got three great projects for you to do in Hospitality. The first two days are quick make and takes, which you can create with our supplies. The third day you will receive a fabulous gift from us!

Chris Ernst & Debbie Love





# Host/Hostess



You are invited to serve as a host/hostess for “Old Southern Charm.” We are looking for friendly, outgoing people who can make others feel welcome. Meals have always been one of the highlights of the NAME Conventions, offering an opportunity to make new friends and get reacquainted with old friends to share our mutual love of miniatures. Meals are fun times packed with good food, favors, prizes, gift exchanges and souvenirs.

We are looking for friendly, outgoing people to act as hosts/hostesses to lead the fun at each table. The job includes:

1. You must attend all three meal functions.
2. You must attend a brief meeting at least a half hour prior to each meal for directions.
3. You will be asked to manage an attendance list and distribute souvenirs which will be at your table.
4. You will greet each guest at your table, introduce them to each other, and make them feel welcome.
5. You must have a good time and smile a lot.
6. After the meal, you personally must return the attendance sheet, and souvenirs & gifts for table mates who did not attend the meal, to the Host/Hostess Chairperson. ***This is critical for Operations to confirm who the remaining souvenirs and gifts should be shipped to or held for.*** We appreciate your assistance in making our houseparty a success!

All Hosts/Hostesses will receive a Gold Star Volunteer Pin. If you would like to sit with a group of your friends and serve as a Host/Hostess, **please return the “Advanced Table Seating” form along with this form.**

*If this sounds like something you would like to do, please complete the form below & return by **April 26, 2024** to:*

**Janet Chase  
124 Whirlaway Ct  
Greenwood, SC 29649  
864-993-5209**

Or email form to: [flomac@embarqmail.com](mailto:flomac@embarqmail.com)

----- Please do not send this form to the NAME Office. Send to address above. -----

## Host/Hostess

I would like to serve as a Host/Hostess for “Old Southern Charm.” I prefer to host:

1” table \_\_\_\_\_ ½” table \_\_\_\_\_ ¼” table \_\_\_\_\_ 1/144” table \_\_\_\_\_

Table with no exchange gifts/favors \_\_\_\_\_ No preference \_\_\_\_\_

Name \_\_\_\_\_ Email \_\_\_\_\_

Address \_\_\_\_\_ City \_\_\_\_\_ State \_\_\_\_\_ ZIP \_\_\_\_\_

Home Phone \_\_\_\_\_ Cell \_\_\_\_\_

I have previously served as a hostess \_\_\_\_\_ I have not served before \_\_\_\_\_

This is the first Convention, or Houseparty I have attended: Yes\_\_\_\_ No\_\_\_\_



# *Hotel Information*



## **Franklin Marriott Cool Springs**

700 Cool Springs Blvd.  
Franklin, Tennessee 37067

Phone:+1 615-261-6100  
Fax:+1 615-261-6161

**NAME Convention rate is \$169 US per night + tax**

**\*\* Cut off to receive this special rate is  
Monday, July 8, 2024**

For Reservations:

Our group name is: National Association of Miniature Enthusiasts

Toll-free: 1 (800) 228-9290 (Reservation Line)

**Click this link below to book your room online:**

**[Book your group rate for National Association of Miniature Enthusiasts](#)**

If you have any issues booking please contact Kim at [kim@miniatures.org](mailto:kim@miniatures.org) or Alician Pearce at [ubfaep@yahoo.com](mailto:ubfaep@yahoo.com).

When you stay at the Franklin Marriott Cool Springs hotel in Franklin, TN, your travels begin with energy, style, and luxury. You'll stay near upscale shopping, dining, history in Franklin, while also enjoying close proximity to Nashville just 20 minutes away. The rolling hills of Tennessee provide the backdrop to a truly unique hotel; every guest room reflects Marriott's modern aesthetic by merging form and function, and emphasizing chic interior architecture. You will enjoy the latest in guest room design and technology - including Smart TVs outfitted with Netflix, Hulu and more. Stay fit in our 24-hour fitness center or indoor pool, and enjoy creative dining options at Stave Regional Kitchen & Lounge.

**Travel and Hotel information on page 2**



# *Hotel Information*



## Travel:

Nashville International Airport (BNA) <https://flynashville.com/>  
Airport Phone: +1 615-275-1675

Hotel direction: 20 miles SW of Airport

This hotel does not provide shuttle service! Alternate transportation:

- FIRSTChoice Transportation Group  
<https://www.firstchoicetransportationgroup.com/>
- Taxi service <https://flynashville.com/ground-transportation#Taxis>
- Check out Lyft and Uber, both available from the airport.  
<https://flynashville.com/ground-transportation#RideApp>

## Driving directions:

Take I-40 West from Nashville Int'l Airport to I-24 E, to I-440 West. Take I-65 South (to Huntsville). Follow approx. 17 miles. Take exit 68-A to Cool Springs Blvd. East. We are located on the left corner at the first stop light.



# Houseparty Helpers



The Houseparty Helper Committee for “Old Southern Charm” would like to invite you to join us by contributing a houseparty helper. Houseparty helpers are always a big part of the Saturday night banquet fun, *and* a big part of funding for the fun we’re having! They are seen (and drooled over) by all of the attendees.

Houseparty helpers are items, any scale, valued at \$150 or more and can be donated by an individual, club, or business. The Houseparty Helper Committee welcomes whatever items you’d like to donate, especially something theme related. Please include a box in case they need to be shipped home with the award winner.

If you wish to participate and be recognized in the souvenir book, please return or email the completed form below, along with a picture of your donation, to Kim Wood no later than April 26, 2024.

***Please complete the form below and send to:***

**Kim Wood  
4732 Elise Court  
Greenfield, IN 46140  
or [gwood14@att.net](mailto:gwood14@att.net)**

----- Please **do not** return this form to the NAME Office. Send to address above. -----

## Houseparty Helpers

Name \_\_\_\_\_ Email \_\_\_\_\_

Street Address \_\_\_\_\_

City \_\_\_\_\_ State \_\_\_\_\_ Zip \_\_\_\_\_

Phone (\_\_\_\_\_) \_\_\_\_\_ Cell (\_\_\_\_\_) \_\_\_\_\_

Description \_\_\_\_\_

\_\_\_\_\_ I will bring the helper to the houseparty.

**NOTE: please deliver in an appropriate box for transport home**

\_\_\_\_\_ I will ship the helper to Kim by **June 1, 2024**

Does your helper include a cover?       Yes     No

Is your helper electrified?                 Yes     No

Scale     1”                 1/2”                 1/4”                 1/144”                 Other \_\_\_\_\_

Length \_\_\_\_\_ Height \_\_\_\_\_ Width \_\_\_\_\_

**\*\*Please note that we will use all donations in the area which will raise the most money for NAME or to be held and used for future events or auctions. Donations are used for NAME in many different ways. Some are best to be sold in live auctions or online auctions (especially if it is small), or at other events like regional and state level events. Remember every donation to each area benefits NAME.**



# Mega Roundtables



**Application Postmark Deadline: April 10, 2024**

We invite you to apply to sell a Mega Roundtable at the NAME 2023 National Convention in Franklin, TN, Old Southern Charm Bed & Breakfast. A Mega Roundtable kit is a “make & take” project which can be completed in 2 hours or less and costs no more than \$10.00. Each kit is to include an Instruction Sheet with assembly instructions, a photograph of the completed kit and the instructor’s name, address, phone number and e-mail address for student follow-up if needed.

The prototype which you sent with the application will be on display in a locked display case prior to the scheduled Roundtable sales time. You will need a second completed sample to display during sales so customers can see what you are selling.

**IMPORTANT CHANGE FOR 2024. We will be combining the pre sales & sales times for RT and MRT into one event. Note: All Roundtable kits will be identified as ‘A’ and identifiable with RED on signage. Mega Roundtable Kits will be identified as ‘B’ and identifiable with BLUE on signage. More information will be included with your agreement if your RT/MRT is accepted. We will not be having workshop time.**

#### Important to remember:

- Mega Roundtable instructors must be registered and present at the Houseparty to sell the Mega Roundtable. Cancellation or failure to attend the Houseparty voids acceptance as a Mega Roundtable instructor.
- In the event you are unable to attend due to a last minute hospitalization or death of an immediate family member, you shall notify the NAME Office, the HP Chairman and the Mega Roundtable Chairman if you wish to designate a registered attendee to sell the Mega Roundtable kit for you. NAME will not be held liable for any money transacted during Mega Roundtable sales.
- The maximum cost of any Mega Roundtable shall not exceed \$10.
- A Mega Roundtable may have one item offered in multiple scales or two separate but related items in one scale only.
- No orders can be taken when you run out of kits. If you run out of kits during Mega Roundtable sales, it is suggested that you take advantage of the Miniature Gazette Mega Roundtable Option and inform your customers that information on ordering their kits will be in a future issue of the Gazette.

Please consider donating your prototype and/or a kit to be placed with the other prototypes to become one of the Houseparty Helpers. If you are willing to do so, please check the appropriate box on the application form on the back page. Your generosity is greatly appreciated.

**A finished prototype of the item(s) MUST accompany each application.**

**Your application and sample must be postmarked no later than April 10, 2024. Mail to:**

**Susan Farnik**  
113 Long Pond Court  
Greer, SC 29651  
864-895-6218  
[sifarnik@gmail.com](mailto:sifarnik@gmail.com)

*A fee of \$20 is required by NAME to teach any workshop. If your Mega Roundtable submission is accepted, you will receive an agreement form from the NAME office to complete and return with that \$20 fee. Do not send money now!*

***Please do not return this form to the NAME Office.  
Send to address above.***

**\*\*Application is on the back\*\***



# 2024 Franklin, TN National Convention Mega Roundtable

## Instructor Application

Multiple applications are permitted but **ONLY ONE SUBMISSION PER FORM PLEASE.**  
Only one submission per person will be selected.



Name \_\_\_\_\_ Email \_\_\_\_\_

Address \_\_\_\_\_ Phone (\_\_\_\_) \_\_\_\_\_

City/State/Zip \_\_\_\_\_

**Please check only ONE line below.**

### I am applying to make/sell:

\_\_\_\_ ONE single item/set with no variations (*sets can contain several pieces sold together such as a hat & coat set; sofa & chair set; or a set of dishes*)

Name of Kit \_\_\_\_\_

Scale: \_\_\_\_\_

\_\_\_\_ ONE single item/set in up to THREE different scales (*no variation of color or style permitted*).

Name of Kit \_\_\_\_\_

**Scales:** \_\_\_\_ 1" \_\_\_\_ 1/2" \_\_\_\_ 1/4" \_\_\_\_ 1/144<sup>th</sup> \_\_\_\_ other

\_\_\_\_ ONE single item in TWO different colors **or** two different styles (*such as a toy in either a girl **or** boy version; a shelf in either dark wood **or** light wood; pansies in either blue **or** yellow*)

Name of Kit \_\_\_\_\_

Color/Styles: \_\_\_\_\_ OR \_\_\_\_\_

Scale: \_\_\_\_\_

\_\_\_\_ TWO items with similarly related themes (*such as a seagull **or** pier pilings; a structure **or** furniture for it; a shelf **or** accessories to go on it*)

Name of Kit #1 \_\_\_\_\_

Name of Kit #2 \_\_\_\_\_

Scale: \_\_\_\_\_

**Cost of Kit \$ \_\_\_\_\_ (\$10 or less)**

### If my Mega Roundtable is accepted:

Yes I wish to donate the prototype I am sending with this application to be used as part of the Houseparty Helper drawing.

No, I will pick up the prototype after the Brunch on Sunday. (It will be held in Operations.)

Yes  No I would like to donate a **kit** for a Houseparty Helper collection. (It will be picked up before Mega Roundtable sales.)

### If my Mega Roundtable is wait listed:

Yes, I still wish to donate the prototype I am sending with this application to be used as part of the Houseparty Helper drawing.

No, I will pick up the prototype after the Brunch on Sunday. (It will be held in Operations.)



# Roundtables

Application Deadline: **April 10, 2024**



We invite you to apply to sell a Roundtable kit at the NAME 2024 National Convention in Franklin, TN, Old Southern Charm Bed & Breakfast. A Roundtable kit is a “make & take” project which can be completed in 30 minutes or less and costs no more than \$5.00. Each kit is to include an Instruction Sheet with assembly instructions, a photograph of the completed kit and the instructor’s name, address, phone number and e-mail address for student follow-up if needed.

The prototype which you sent with the application will be on display in a locked display case prior to the scheduled Roundtable sales time. You will need a second completed sample to display during sales so customers can see what you are selling.

**IMPORTANT CHANGE FOR 2024. We will be combining the pre sales & sales, times for RT and MRT into one event. Note: All Roundtable kits will be identified as ‘A’ and identifiable with RED on signage. Mega Roundtable Kits will be identified as ‘B’ and identifiable with BLUE on signage. More information will be included with your agreement if your RT/MRT is accepted. We will not be having workshop time.**

#### Important to remember:

- Roundtable instructors must be registered and present at the Houseparty to sell the Roundtable. Cancellation or failure to attend the Houseparty voids acceptance as a Roundtable instructor.
- In the event you are unable to attend due to a last minute hospitalization or death of an immediate family member, you shall notify the NAME Office, the HP Chairman and the Roundtable Chairman if you wish to designate a registered attendee to sell the Roundtable kit for you. NAME will not be held liable for any money transacted during Roundtable sales.
- The maximum cost of any roundtable shall not exceed \$5.
- A roundtable may have one item offered in multiple scales or two separate but related items in one scale only.
- No orders can be taken when kits have run out. If you run out of kits during Roundtable sales, it is suggested that you take advantage of the Miniature Gazette Roundtable Option and inform your customers that information on ordering their kits will be in a future issue of the Gazette.

Please consider donating your prototype and/or a kit to be placed with the other prototypes to become one of the Houseparty Helpers. If you are willing to do so, please check the appropriate box on the application form. Your generosity is greatly appreciated.

*A finished prototype of the item(s) MUST accompany each application.*

*Your application and sample must be postmarked no later than **April 10, 2024**. Mail to:*

**Susan Farnik**  
113 Long Pond Court  
Greer, SC 29651  
864-895-6218  
[sjfarnik@gmail.com](mailto:sjfarnik@gmail.com)

*A fee of \$20 is required by NAME to teach any workshop. If your Roundtable submission is accepted, you will receive an agreement form from the NAME office to complete and return with that \$20 fee. **Do not send money now!***

*Please **do not** return this form to the NAME Office.  
Send to address above.*

**\*\*Application is on the back\*\***





# 2024 Franklin, TN National Convention Roundtable Instructor Application



Multiple applications are permitted but **ONLY ONE SUBMISSION PER FORM PLEASE.**  
Only one submission per person will be selected.

Name \_\_\_\_\_ E-mail \_\_\_\_\_

Address \_\_\_\_\_ Phone (\_\_\_\_) \_\_\_\_\_

City/State/Zip \_\_\_\_\_

**Please check only ONE line below.**

**I am applying to make/sell the following kit(s):**

\_\_\_\_\_ **ONE** single item/set with no variations (*sets can contain several pieces sold together such as a hat & coat set; sofa & chair set; or a set of dishes*)

Name of Kit \_\_\_\_\_

Scale: \_\_\_\_\_

\_\_\_\_\_ **ONE** single item/set in up to **THREE** different scales (*no variation of color or style permitted*).

Name of Kit \_\_\_\_\_

**Scales:** \_\_\_\_\_ 1" \_\_\_\_\_ 1/2" \_\_\_\_\_ 1/4" \_\_\_\_\_ 1/144<sup>th</sup> \_\_\_\_\_ **other**

\_\_\_\_\_ **ONE** single item in **TWO** different colors **or** two different styles (*such as a toy in either a girl **or** boy version; a shelf in either dark wood **or** light wood; pansies in either blue **or** yellow*)

Name of Kit \_\_\_\_\_

Color/Styles: \_\_\_\_\_ **OR** \_\_\_\_\_

Scale: \_\_\_\_\_

\_\_\_\_\_ **TWO** items with similarly related themes (*such as a seagull **or** pier pilings; a structure **or** furniture for it; a shelf **or** accessories to go on it*)

Name of Kit #1 \_\_\_\_\_

Name of Kit #2 \_\_\_\_\_

Scale: \_\_\_\_\_

**Cost of Kit \$** \_\_\_\_\_ (**\$5 or less**)

**If my Roundtable is accepted:**

Yes, I wish to donate the prototype I am sending with this application to be used as part of the Houseparty Helper drawing.

No, I will pick up the prototype after the Brunch on Sunday. (It will be held in Operations.)

Yes  No I would like to donate a **kit** for a Houseparty Helper collection. (It will be picked up before Roundtable sales.)

**If my Roundtable is wait listed:**

Yes, I still wish to donate the prototype I am sending with this application to be used as part of the Houseparty Helper drawing.

No, I will pick up the prototype after the Brunch on Sunday. (It will be held in Operations.)



# Pre-Convention Workshops

Monday (July 29), Tuesday (July 30) and Wednesday (July 31)

8:00 AM – 5:00 PM



## Monday Classes



### **M1-Strickley Bookcase & Cupboard by Shannon Moore** *Class Fee \$114*

This piece was originally designed by G. Strickley in the early 1900's. It was intended to house books or other collectibles behind the glass doors on each side while serving as a cupboard in the open area between the bookshelves along with the storage place below the paneled doors. The design has been modified slightly to allow for taller objects to be displayed and stored. This piece would be perfect in a Bed & Breakfast, for example: acting as a server for breakfast or afternoon tea, or housing reading material in the library or den. Our model will be made from cherry with "glass" doors and center paneled doors. The pieces will be precut, but we will spend class time assembling and fitting the pieces together. The finished size is approximately: 4-3/8"L x 1-1/8"D x 3-3/8"H

**Minimum Skill Level: Intermediate**

**1" Scale**



# Pre-Convention Workshops

Monday (July 29), Tuesday (July 30) and Wednesday (July 31)

8:00 AM – 5:00 PM



## Monday & Tuesday (2-Day Classes)



### **MT1 – The Trim Tailor Shop by Carl Bronsdon**

*Class Fee: \$269*

A small size structure, (not small scale) designed with detailing in mind, this tiny shop, (designed as a tailor shop but could be made into a variety of other shops) is chock full of detailing. From the faux stone façade to its oval window and “copper and glass” skylight roof, it exudes charm from a century ago. Inside a small set of display shelves, a tall mirror with bench, and a shop desk with shelving appoint the interior. Learn tricks of using paper and wood trims to create the looks of stone and tooled cooper detailing. 8”W x 13”H x 12”L

**Minimum Skill Level: Intermediate**

**1” Scale**



# Pre-Convention Workshops

Monday (July 29), Tuesday (July 30) and Wednesday (July 31)

8:00 AM – 5:00 PM



## MT2 – Gingerbread Man Bake Shoppe by Sue Ann Ketchum *Class Fee: \$189*

Students will assemble, paint, electrify, and embellish the structure using a variety of materials and techniques. They will fill the front window with pre-made baked goods. Accessories and interior shop baked goods, as well as the Gingerbread Man and his family will be available in the salesroom. 9.5”L x 8.5”W x 10”H

**Minimum Skill Level: Beginner**

**1/2” Scale**



# Pre-Convention Workshops

Monday (July 29), Tuesday (July 30) and Wednesday (July 31)

8:00 AM – 5:00 PM



## Monday, Tuesday & Wednesday (3-Day Classes)



*Bailey's Log Cabin*



### **MTW1 – Bailey's Cabin by Kristie Norman**

***Class Fee: \$409***

Bailey's Cabin is a log cabin with open ceilings, a loft with ladder, small kitchen, round alcove for dining room, two bedrooms (loft and downstairs master bedroom), and nice open living room. Furniture, lights, landscaping, and rug are included. 10-1/2"L x 9-1/2"W x 8-1/4"H

**Minimum Skill Level: Intermediate & Advanced**

**1/4" Scale**



# *Pre-Convention Workshops*

Monday (July 29), Tuesday (July 30) and Wednesday (July 31)

8:00 AM – 5:00 PM



## Tuesday Classes



### **T1-Stickley Man's Dressing Cabinet by Shannon Moore** ***Class Fee: \$124***

In Gustav Stickley's description of this piece in his early magazine "The Craftsman", he describes this piece as a "convenient object of household use" "which combines the functions usually filled by two or three pieces". The large top drawer was designed for general utility. The small interior drawers held such things as shirt buttons and handkerchiefs. The bottom shelf was for shoes, the one above for trousers. Our version is made of cherry and can be used not only in a bedroom, but anywhere storage is important. The wood will be precut, and our class time will be spent assembling and fine tuning the piece. The piece is approximately: 3-5/8"L x 2-1/8"D x 4-1/4"H

**Minimum Skill Level: Intermediate**

**1" Scale**



# Pre-Convention Workshops

Monday (July 29), Tuesday (July 30) and Wednesday (July 31)

8:00 AM – 5:00 PM



## T2-Pumpkin Patch Cakes by Ruth Stewart *Class Fee: \$159*

Harvest some pumpkins and come and make a lovely table full of pumpkin cakes and pumpkins! You will learn how to use a brand-new pumpkin cake mold, color 3D resin jars and design a beautiful harvest table full of yummy cakes! The table and chair are already painted and ready to use. 6”L x 3”W x 5”H

**Minimum Skill Level: Beginner**

**1” Scale**



# Pre-Convention Workshops

Monday (July 29), Tuesday (July 30) and Wednesday (July 31)

8:00 AM – 5:00 PM



Art Nouveau Vitrine



## T3-Art Nouveau Vitrine by Dia Crissey-Baum

*Class Fee: \$144*

Art Nouveau furniture came into vogue in the late 19<sup>th</sup> and early 20<sup>th</sup> centuries. It was known for its sinuous curves, motion, and mimicry of the living world in materials such as wood, metal, and glass. Build this laser-cut kit from hardwood in this class, go home with an amazing piece of furniture! This is my interpretation of the 1899 Vitrine by Gustave Serrurier-Bovy that is housed in the Met Museum in New York. Your kit includes all the materials to build an Art Nouveau Vitrine.

Bring your tool kit and your sense of fun and adventure! 5.5”W x 2”D x 6.5”H

**Minimum Skill Level: Intermediate**

**1” Scale**





# *Pre-Convention Workshops*

Monday (July 29), Tuesday (July 30) and Wednesday (July 31)

8:00 AM – 5:00 PM



## **T4-Painting an Iris Garden by Christine & Joseph Hannon** *Class Fee: \$164*

Learn the step-by-step process of creating a realistic, floral landscape acrylic painting, The Memphis Blue Iris, the state flower of Tennessee, along with the goddess Iris, as seen at the Memphis Botanical Gardens. Joe and Christine Hannon have taught painting together for over 20 years. Christine is an IGMA Artisan. They maintain a relaxed and fun atmosphere where even the most inexperienced student leaves proud of their work and confident to paint on their own. You will receive 3 professional grade miniature paintbrushes and a frame to take home.

2.5”W x 3”H

**Minimum Skill Level: Intermediate**

**1” Scale**



# Pre-Convention Workshops

Monday (July 29), Tuesday (July 30) and Wednesday (July 31)

8:00 AM – 5:00 PM

## Tuesday & Wednesday Classes



### **TW1-Tea Party in Wonderland by Linda Farris**

***Class Fee: \$169***

A 3D printed, lighted Chesire Cat is our host. We will paint his body with pink & purple stripes and paint his inside with clouds, trees & greenery. Polymer clay flowers, leaves & faux plants will be added as well as a mushroom and wise worm that you will paint. A fanciful flower girl looks over her shoulder (polymer clay face you will paint). An outside tree will be decorated with roses and playing cards. You will construct the table for the party and fill it with everything needed. The table and chairs will sit on a polymer clay tile patio. Other plants etc. will be included. A ribbon will finish the edge of the round base. A tiny butterfly will rest on our cat's nose. The kit will come in an 8" x 7" x 7" box that can be used to take your party home in. 7"L x 6"W x 7.5"H

**Minimum Skill Level: Beginner**

**1/4" Scale**



# Pre-Convention Workshops

Monday (July 29), Tuesday (July 30) and Wednesday (July 31)

8:00 AM – 5:00 PM



## Wednesday Classes



### **W1-Holly Pond Bed and Breakfast by Suzanne Larson-Tamburo** ***Class Fee: \$194***

In this class we will translate the artwork of Susan Wheeler into a 3-dimensional mini scene, a darling little teacup covered house. In this class we will build the structure using a vintage cup. Styles will vary from what is pictured. Students will wallpaper, electrify, cut and shape foam core to create the base, and landscape. Please note that this is NOT a laser cut kit and there will be no kits available after the class. Students will need the ability to cut pieces, adjust as need be and adapt. Included in the class is a pair of Julie Stevens mice. 9”L x 9”W x 7”H

**Minimum Skill Level: Intermediate**

**1/4” Scale**



# Pre-Convention Workshops



Monday (July 29), Tuesday (July 30) and Wednesday (July 31)

8:00 AM – 5:00 PM

( Sculpting for the Feeble Fingered  
(in Quarter Inch Scale)

Cat Wingle



**W2-Sculpting for the Feeble Fingered in 1/4" Scale by Cat Wingle**  
**Class Fee: \$114**

Even if you've never sculpted before, I promise you will be amazed at what you can do. Everybody will leave with at least one finished Quarter Inch Scale doll, maybe (probably) with more than one. In this class we will spend the morning learning to sculpt figures in Quarter inch Scale. In the afternoon we will paint, dress, and wig them. I will furnish the clay, paint, tools, plus fabrics and hair, with enough materials in your kit to do several dolls. You will go home with written instructions and patterns so you can do it all again. This is a fun, stress-free class.

**Minimum Skill Level: Beginner**

**1/4" Scale**



# *Pre-Convention Workshops*

Monday (July 29), Tuesday (July 30) and Wednesday (July 31)

8:00 AM – 5:00 PM



## **W3-Magic of the Drill Press by Tom Walden**

***Class Fee: \$165***

The emphasis of this class is on drill press techniques, but students will also cut & shape wood for a class project. You will learn to cut perfect circles, dados, molding, rabbets, inlays, mortise & tenon. Efficient productivity, wood prep and the magic of pin routing techniques will also be taught. Bring a camera so you can take pictures as you learn. Everything else is provided for you. Expect to have a brand-new skill set by the end of the day.

**Minimum Skill Level: Beginner**

**Any Scale**



# Pre-Convention Workshops

Monday (July 29), Tuesday (July 30) and Wednesday (July 31)

8:00 AM – 5:00 PM



## W4-Come Sit on Our Porch by Cindy McDaniel

*Class Fee: \$75*

This quarter scale porch is a replica of an actual full-size porch sitting at a garden center in my hometown of Alexandria, Indiana. I decided it would be a perfect workshop for Franklin's Southern Charm theme and sitting outside in the back yard of a Bed & Breakfast. You will be learning the basics of antiquing the wood and roof. You will also be making hanging flowers, flower boxes, birdhouses, a tree, various plants, rockers, and the picnic table. I will also teach you a very easy way to make the quarter scale pillows and will have various fabrics to select from. Footprint is 8" x 6" & Porch is 4"L x 2-1/2"W x 3-1/2"h.

**Minimum Skill Level: Beginner**

**1/4" Scale**



# Pre-Convention Workshops

Monday (July 29), Tuesday (July 30) and Wednesday (July 31)

8:00 AM – 5:00 PM



## W5-Vignettes - A Quarter Scale Project by Bob Francis *Class Fee: \$109*

Reintroducing “Vignettes – A Quarter Scale Project” from an original design by Suzanne & Andrew’s Miniatures. This versatile little 3 floor structure, on a cobblestone base, can be completed as a shop, shop with living quarters, small home...let your imagination soar! We will be constructing the kit, plastering the exterior and painting – no extraordinary skills required beyond the ability to use an Xacto knife, glue & paintbrushes. Just be prepared to have fun and expect some surprises. 5-1/2”L x 5”W x 8”H

**Minimum Skill Level: Beginner**

**1/4” Scale**



# *Pre-Convention Workshops*

Monday (July 29), Tuesday (July 30) and Wednesday (July 31)

8:00 AM – 5:00 PM



## **W6-Pink Quarter Scale Bedroom by Barbara Wilson**

***Class Fee: \$149***

This especially pretty, pink bedroom features trompe l'oeil wallpaper. The canopy bed is dressed in pink silk and French lace. You will be making two lit bedside lamps with battery LED nano lights. The box is framed and you will assemble the bed, dressing table and bedside tables from kits.

**Minimum Skill Level: Beginner**

**1/4" Scale**





# Registered Workshops

Thursday (August 1st) & Friday (August 2nd)

7:30 AM – 11:30 AM



## Thursday Classes



### **TH1 - “Ye Olde Toy Shoppe” by Karen Benson** *Class Fee \$99*

“Ye Olde Toy Shoppe” can be completed as a vintage or modern Toy Store or change the sign for a different theme of your choice. The workshop includes everything shown in the photos and can be completed in the workshop time allowed. This is a two-part structure – the front exterior box with an interior box that is slightly smaller and is removable from the back. No lighting is required because there is an acrylic covered opening on the top. All materials including wallpaper, paints & glue to complete “Ye Olde Toy Shoppe” as shown are included in the workshop. 6-1/2”W x 5-3/8”H to peak x 4-1/2”D with sidewalk.  
**Minimum Skill Level: Beginner** **1/4” Scale**



# Registered Workshops

Thursday (August 1st) & Friday (August 2nd)

7:30 AM – 11:30 AM



## TH2 – Cottage by Sue Ann Ketchum

*Class Fee: \$89*

Build, paint, and furnish this adorable cottage in 1/144<sup>th</sup> scale. Add a landscaped base to create a private bungalow, a perfect, private Bed and Breakfast option. 2”L x 1-1/2”W x 1.75”H

**Minimum Skill Level: Beginner**

**1/144” Scale**



# Registered Workshops

Thursday (August 1st) & Friday (August 2nd)

7:30 AM – 11:30 AM



## TH3 – Hummingbird Tea Set by Betinha Murta *Class Fee: \$134*

Join Betinha to learn how to work with cold porcelain and air-dry clay to create your own amazing tea set for your Bed & Breakfast.

**Minimum Skill Level: Beginner**

**1" Scale**



# Registered Workshops

Thursday (August 1st) & Friday (August 2nd)

7:30 AM – 11:30 AM



## TH4 – Pumpkin Spice Hostess Cart by Kim Carlson

*Class Fee: \$69*

A 1” scale Hostess (Bar) cart cut from real wood and pre-finished for easy assembly and adorned with all things Pumpkin Spice. Ceramic mugs, bowls, hay bale, pumpkins and more are ready to arrange. Items to assemble include signs, trays, plates, cookies, candy, bunting, linens and more. The instructor will provide all items for assembly and completion including special tools for the students to take home for later use. Every student will go home with a finished piece ready to display in any Old Southern Bed & Breakfast. 3.75”H x 3.25”W x 1.5”D

**Minimum Skill Level: All Skill Levels**

**1” Scale**



# Registered Workshops

Thursday (August 1st) & Friday (August 2nd)

7:30 AM – 11:30 AM



## TH5 – Pair of Craftsman End Tables by Shannon Moore

*Class Fee: \$94*

The project for this class is a pair of Craftsman end tables. These can also be used as bedside or lamp tables. Our models are made from pre-cut cherry. Each one has a working drawer with a working door, which has a pre-routed interesting center slat, underneath. Since this is a half-day class, we will focus on finishing one table in class so that, if need be, the second one can be finished at home. Each table is approximately: 1-3/4”L x 1-1/2”D x 2-1/2”H. Again, this class includes two tables.

**Minimum Skill Level: Intermediate**

**1” Scale**



# Registered Workshops

Thursday (August 1st) & Friday (August 2nd)

7:30 AM – 11:30 AM



## TH6 – Landscape Paint-A-Long “Trace of Spring” by Christine & Joseph Hannon

*Class Fee: \$59*

Enjoy a beginner step-by-step paint-a-long. All materials and tools will be provided, and you will leave with a framed 2.5” x 3” Bob Ross style “Trace of Spring” acrylic painting. Joe and Christine Hannon have taught painting together for over 20 years. Christine is an IGMA Artisan. They maintain a relaxed and fun atmosphere where even the most inexperienced student leaves proud of their work and confident to paint on their own.

**Minimum Skill Level: Beginner**

**1” Scale**



# Registered Workshops

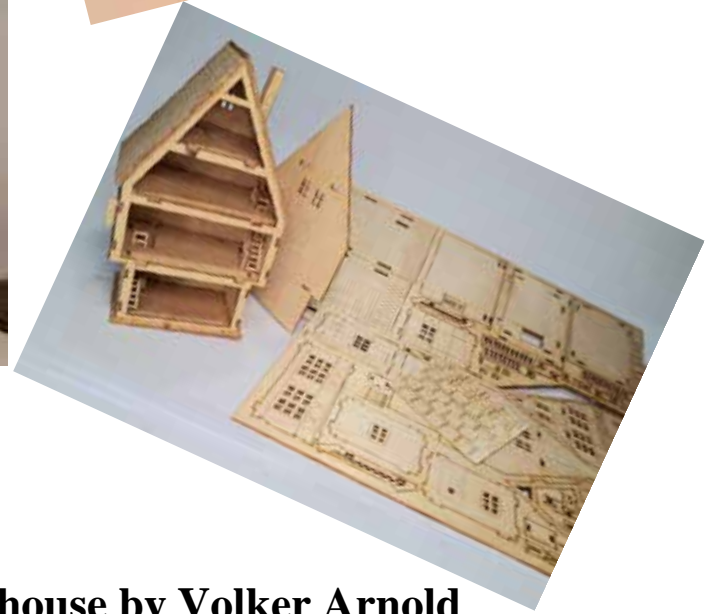
Thursday (August 1st) & Friday (August 2nd)

7:30 AM – 11:30 AM

## Friday Classes



Everything pictured is included!



### **F1 – A Fun Regional Style Dollhouse by Volker Arnold** *Class Fee: \$84*

Students assemble a half-timbered wooden dollhouse with some simple furniture, simple wooden music instruments, decorations, plastic figures, and a wooden facade design with flower boxes and shutters. 2L” x 2W” x 3H”

**Minimum Skill Level: Intermediate**

**1/144” Scale**



# Registered Workshops

Thursday (August 1st) & Friday (August 2nd)

7:30 AM – 11:30 AM



## F2 – Bath Set in a Wicker Basket by Joan Purcell

*Class Fee: \$64*

Students will weave a small wicker basket using a simple weave. Accessories will require a small amount of cutting, gluing, and stitching, filling the basket with a towel, bath puff, soaps, and lotion bottles. 1-1/2”L x 3/4”W x 1/2”H

**Minimum Skill Level: Intermediate**

**1” Scale**





# Registered Workshops

Thursday (August 1st) & Friday (August 2nd)

7:30 AM – 11:30 AM



## F3 – Grandmother’s Yoyo Quilt by Kathy Price

**Class Fee: \$54**

Participants will learn to make a 1” scale yoyo quilt or a 1” Christmas tree skirt. You will learn to cut yoyo’s, to decide which fabric is best to use, and to sew them. You will also learn to connect them to make your quilt or tree skirt. You will have several color schemes to choose from. You will get a good start on your quilt or tree skirt and can finish making it at home or while waiting to get into the garage sale. LOL! 5”W x 7”H

**Minimum Skill Level: Intermediate**

**1” Scale**



# Registered Workshops

Thursday (August 1st) & Friday (August 2nd)

7:30 AM – 11:30 AM



## F4 – Katiya’s Breakfast Corner by Ginger Landon-Siegel Class Fee: \$74

Often the most welcoming part of a home is the kitchen. It’s the place where you begin the day, enjoy a warm cup of tea or coffee, and anticipate the hours ahead. Some kitchens have a cozy corner or nook filled with family heirlooms passed down through the years that are similar to the pieces created for Katiya’s breakfast corner. These Folk Art Style pieces are created using a variety of unique items and tools. You will assemble the table base and chair, painting the imprinted chair back with paint colors of your choice. Ginger will demonstrate basic strokes and techniques to paint the chair back, small basket, and table base. You will learn a dimensional texturizing technique for the printed designs used on the chair seats, shelf, table, and Katiya’s picture. This simple technique gives printed paper the appearance of actual painted pieces, opening up a wide variety of possibilities. Class will include a variety of unusual “tools” that can be used for this and other miniature projects.

**Minimum Skill Level: Beginner**

**1” Scale**



# Registered Workshops

Thursday (August 1st) & Friday (August 2nd)

7:30 AM – 11:30 AM



## **F5 – Quarter Scale Party Dress and Hat by Rachelle Spiegel**

***Class Fee: \$64***

Create a dress and a matching hat displayed on a mannequin to fit perfectly into your quarter scale lady's boudoir, sewing room or boutique. Students will learn special techniques to manipulate fabrics; create bows; work with a variety of tiny trims, feathers, and ribbons, while keeping all in scale; and determine how much detail is needed to give the desired effect in such a tiny scale. You will be provided with several choices of colors, styles and trim from which to create your own dress and hat designs. Student supplies and tools needed: Small sharp fabric scissors, scissors for paper fine pointed tweezers, rulers and tacky type glue and glue applicator (glue syringe or bottle with small metal tip). Please bring magnification, small light and extension cord if you will need them.

**Minimum Skill Level: Beginner**

**1/4" Scale**



# Registered Workshops

Thursday (August 1st) & Friday (August 2nd)

7:30 AM – 11:30 AM



## F6 – Kitchen Under Glass by Suzie Aguilar

*Class Fee: \$59*

This tiny kitchen will be assembled starting with a sink kit made from bass wood. Students will wallpaper the wall (inside and out), paper the floor; and assemble the structure to create inside and outside areas. A window, shutters, wall décor, faux light will be provided along with outdoor landscaping. A dome covers the finished scene, and a pedestal will be added to elevate the Kitchen Under Glass.

**Minimum Skill Level: Intermediate**

**1/144" Scale**



# Schedule

(Tentative)



## SUNDAY JULY 28, 2024

7:00 pm - 8:00 pm Registration

## MONDAY JULY 29, 2024

7:00 am - 8:00 am Registration  
7:00 am - 8:00 am Pre-Con Workshop Set-Up  
8:00 am - 5:00 pm Pre-Con Workshops  
8:00 am - 5:00 pm Board Meetings  
5:30 pm - 7:00 pm Registration

## TUESDAY JULY 30, 2024

7:00 am - 8:00 am Registration  
7:00 am - 8:00 am Pre-Con Workshop Set-Up  
8:00 am - 5:00 pm Pre-Con Workshops  
8:00 am - 5:00 pm Board Meetings  
5:00 pm - 7:00 pm Hospitality Set-Up  
Houseparty Helper Set-Up  
5:30 pm - 7:30 pm Registration  
7:00 pm - 9:30 pm RC/SR Meeting

## WEDNESDAY JULY 31, 2024

7:00 am - 8:00 am Registration  
7:00 am - 8:00 am Pre-Con Workshop Set-Up  
8:00 am - 5:00 pm Pre-Con Workshops  
8:00 am - 7:00 pm Dealers Sales Room Set-Up  
Exhibit Set-Up  
8:00 am - 5:00 pm Houseparty Helper Set-Up  
Hospitality Room Set-Up  
4:30 pm - 6:00 pm Registration  
6:00 pm - ??? pm Evening with Friends: Taste of Old Southern Charm

## THURSDAY AUGUST 1, 2024

7:00 am - 7:30 am First Timer's Meeting  
7:00 am - 8:00 am Registration  
7:00 am - 11:30 am Dealers Sales Room Set-Up  
Houseparty Helper Set-Up  
Exhibit Set-Up  
7:00 am - 7:30 am Registered Workshop Set-Up  
7:30 am - 11:30 am Registered Workshops  
9:00 am - 11:30 am Hospitality Room Open  
10:00 am - 11:15 am Houseparty Helpers Open  
Club Presidents Meeting  
11:30 am - Noon Table Hostess Meeting  
Noon - 1:30 pm Opening Luncheon  
2:00 pm - 5:00 pm Sales Room Open  
2:00 pm - 5:00 pm Houseparty Helpers Open  
Exhibits Open  
Hospitality Room Open  
5:00 pm - 6:00 pm Free for Dinner  
5:30 pm - 6:00 pm Round Table & Mega RT Set-Up  
6:00 pm - 6:15 pm Round Table & Mega RT Pre-Sales  
6:15 pm - 6:45 pm Round Table & Mega RT Sales  
7:15 pm - ??? pm Thursday Night Project

## FRIDAY AUGUST 2, 2024

7:00 am - 7:30 am Registered Workshop Set-Up  
7:30 am - 11:30 am Registered Workshops  
9:00 am - 11:00 am Hospitality Room Open  
Houseparty Helpers Open  
Theme Luncheon Set-Up  
Theme Luncheons  
Home Improvement Seminar  
Sales Room Open  
Houseparty Helpers Open  
Hospitality Room Open  
Exhibits - Camera Time Only  
Exhibits Open  
Home Improvement Seminar  
Future HP/Conven. Chair Meeting  
Garage Sale  
AOH/Life Member Reception  
Auction

**This is a tentative schedule. Please make sure when you arrive onsite you use the schedule given to you in your registration packet. The schedule you receive in your registration packet will have all updates and changes.**

**Registration** - During these hours the Committee will accept: Sign-ups for Gold Star Volunteers, table seating and will receive items for Auction, Door Prizes, Houseparty Helpers, Charity Items, Garage sale and Mini Swaps.

***Saturday/Sunday Schedule***  
***Continued on Page 2***



# Schedule

(Tentative)



**SATURDAY**

**AUGUST 3, 2024**

8:30 am - 9:30 am	Regional Meetings
10:00 am - Noon	NAME Business Meeting
Noon - 12:15 pm	Theme Luncheon Set-Up
12:15 pm - 1:45 pm	Theme Luncheons
2:00 pm - 5:00 pm	Sales Room Open - Public Day
	Exhibits Open
	Hospitality Room Open
	Houseparty Helpers Open
2:00 pm - 4:00 pm	Youth Activity-Open to the Public
5:00 pm - 6:00 pm	Mini Swap Pick-Up
5:00 pm - 5:30 pm	Early Exhibit Pick-Up
5:15 pm - 5:45 pm	Dealer Meeting
6:00pm - 7:00 pm	No-Host Cocktail Party
6:30 pm - 7:00 pm	Table Host Meeting
7:00 pm - 10:00 pm	Banquet, HH Drawing

**SUNDAY**

**AUGUST 4, 2024**

7:00 am - 9:00 am	Board Meeting
8:30 am - 9:00 am	Pick-Up Gold Star Pins
	Table Host Meeting
9:00 am - 11:00 am	Closing Brunch
Noon - 3:00 pm	Sales Room Open - Public Day
Noon - 2:00 pm	Youth Activity-Open to the Public
3:00 pm - 6:00 pm	Pick-Up Exhibits
3:00 pm - 6:00 pm	Sales Room Breakdown

Here's a handy place to keep track of your forms:

My Tear Sheet Record	
Did I Send It?	Date Sent
Forms sent to each Committee Chairperson <b>(NOT TO THE NAME OFFICE!)</b>	
	Advanced Table Seating Form
	Auction Form
	Exhibits Form
	Garage Sale Form
	Gold Star Volunteer Form
	Host/Hostess Form
	Houseparty Helpers Form
	Roundtable & Mega Roundtable Instructor Application & Sample
	Souvenir Book Ad Form
	Souvenir Book Special Form
	Swap/Mini Exchange Form

*We look forward to seeing you Franklin, TN!*



# Souvenir Book Special



Each year the souvenir book features a different graphic or graphics that generally go along with the theme of the convention. For a contribution of \$5.00 per item you can add your own name, the name of that someone special, or the name of your club to one of these graphics. Since this year's theme is Old Southern Charm, we've chosen various graphics to represent the theme. It's always a lot of fun to find what graphic has been randomly assigned to your special name along with helping raise money to support the souvenir book.



**Mail payment & form by May 31, 2024 to:**

**Shannon Moore  
2179 Amesbury Circle  
Wellington, FL 33414**

If you have questions, you may contact Shannon by email at [shanroy@bellsouth.net](mailto:shanroy@bellsouth.net)

----- Please **DO NOT** return this form to the NAME Office. Send to address above. -----

## 2024 SOUVENIR BOOK SPECIAL

\$5 per item. If you have more than 3, use back of form.

*Please print clearly. One name per item please.*

**METHOD OF PAYMENT:**       Check                       Money Order (payable to NAME 2024 National Convention)

Name to be placed on item 1 \_\_\_\_\_

Name to be placed on item 2 \_\_\_\_\_

Name to be placed on item 3 \_\_\_\_\_

Name \_\_\_\_\_ Email \_\_\_\_\_

Address \_\_\_\_\_ Phone (\_\_\_\_) \_\_\_\_\_

City \_\_\_\_\_ State \_\_\_\_\_ Zip \_\_\_\_\_

Total Amount Enclosed: \$ \_\_\_\_\_



# Souvenir Book



An ad in the 2024 Name Convention Souvenir Book is a wonderful opportunity to advertise your business, recognize your club, or give a special message to someone. The souvenir book will reach all of the registrants at the 2024 NAME Convention which will be held in Franklin, TN. Many attendees save their books for use after the convention, not only to savor memories, but also as a resource guide to dealers and supporters.

## AD RATES AND SIZES

(the first dimension is width, the second is height):

Full Page 7 1/8" x 9 5/8" or 7.125" x 9.625"	\$70
Half Page 7 1/8" x 4 5/8" or 7.125" x 4.625"	\$40
Quarter Page 3 1/2" x 4 5/8" or 3.5" x 4.625"	\$30
Business Card 3 1/2" x 2" or 3.5" x 2"	\$20

- Ad must be camera ready; preferably black and white.
- If you are sending the hard copy ad, do not fold, staple or paper clip ad.
- Digital format should be in at least 300dpi jpg, png, press-quality pdf, or tiff. (Other formats ask.)
- Prices are for black and white ads.
- Ad must be received by **May 31, 2024**.

Feel free to contact Shannon at 561-422-2189

with questions. To reserve your space, send ad, payment, and contract to:

Shannon Moore  
2179 Amesbury Circle  
Wellington, FL 33414

Ad may be submitted in digital format to shanroy@bellsouth.net

----- Please **DO NOT** return this form to the NAME Office. Send to address above. -----

## 2024 SOUVENIR BOOK ADVERTISING CONTRACT

METHOD OF PAYMENT:  Check     Money Order (payable to NAME 2024 National Convention)

Name \_\_\_\_\_ Email \_\_\_\_\_

Address \_\_\_\_\_ Phone (\_\_\_\_\_) \_\_\_\_\_

City \_\_\_\_\_ State \_\_\_\_\_ Zip \_\_\_\_\_

Total Amount Enclosed: \$ \_\_\_\_\_

Please indicate ad size:  Full Page \$70     Half Page \$40     Quarter Page \$30     Business Card \$20





# Mini Swap



For those of you who are new to the idea of a mini swap, it is an activity in which you swap miniatures that you have made for those that others have made. First, you must decide on which scale to participate. You may participate in more than one scale, but only once in each scale. If you wish to join in the fun, please complete this form and mail it to the address below by April 26, 2024

When you come to the Houseparty, bring 21 labeled, identical unwrapped items with you. These should be completed items (no kits or printies please) and should be something that everyone, including you, would be happy to receive. Furthermore, the item should be of a value of at least \$5 each. 20 of your swaps will be used in the mini swap and the remaining item will become part of a Houseparty Helper. Pack each item in clear containers or bags (to be able to see that all items are the same) as compactly as possible and make sure your container can be closed or sealed. We don't want anything to fall out during the swap. Please label each one with your name, address and email, so other participants will know who made the item. All swaps must be turned in by the last noted time on the schedule for participation.

Your swap items will be counted as you turn them in. Any items deemed to be "printies" or a number less than 21 will be returned to you, which will preclude you from participating in the swap. Please make sure you have prepared the correct number of non-printie, \$5 items. You will be issued a number when your items are accepted, along with a designated time and location to pick up your bag full of goodies. In the end, you will have 20 new surprises to take home!

When you receive your schedule at the registration table, please pay careful attention to the times we will be accepting swaps as well as when you should return to claim your filled bag. If you are late turning in your items, you may miss the chance to participate. Please note that you may not turn in swaps for a friend. All participants must turn in their OWN swaps.

If you have questions, please contact the swap chairman: Rachel Watson, 706-840-4421, [rachelw1955@gmail.com](mailto:rachelw1955@gmail.com)

Please *mail* or *email* your completed form by **April 26, 2024**, to:

**Joan Carn  
7981 Lakeside Drive  
Appling, GA 30802**

----- Please **do not** return this form to the NAME Office. Send to address above. -----

## MINI SWAP

Name \_\_\_\_\_ Email \_\_\_\_\_

Street Address \_\_\_\_\_ Phone (\_\_\_\_) \_\_\_\_\_

City \_\_\_\_\_ State \_\_\_\_\_ Zip \_\_\_\_\_ Cell: (\_\_\_\_) \_\_\_\_\_

Scale: ( ) 1"                      ( ) 1/2"                      ( ) 1/4"                      ( ) 1/144"

**Old Southern Charm Bed & Breakfast**    **NAME 2024 Convention**    **Franklin, TN**



# Theme Luncheons



**Friday, August 2, 2024 Noon - 1:30 PM**

## **TLF1 – Tabletop Decorations in 1:48 Scale**

*by Karen Benson \$108*

As my Luncheon Guest you will receive a decorated table ready to be placed in the foyer of your B&B. I will provide Tips & Scale guidance for each of you to continue designing your own tabletop decorations. Included with your luncheon gift will be an instruction booklet with the tips and hints written down for you, a kit for a different style foyer table and kits to complete an additional 6 different tabletop decoration themes.

## **TLF2 – Halloween in America, from Pagan Roots to National Holiday**

*by Carl Bronsdon \$159*

Halloween is a traditional American holiday, but how did it come to be? Its roots are in Britain as a pagan celebration, but it has become a beloved holiday in the United States and has begun to spread to other countries as well. We will explore the origins and development of this fun and frightful holiday, from its pagan beginnings to its evolution from fun child's holiday to the beginnings of the blood and guts adult holiday we know now. We will look at some vintage examples of decorations and have some tricks and treats of our own.

## **TLF3 – High Tea with Ruth**

*by Ruth Stewart \$134*

Join Ruth Stewart with a walk down memory lane as she talks about high tea and traveling with her miniature business and family around the world. From California to Kensington, shows near and far, the most rewarding thing is sharing it with friends. You will receive a lovely souvenir created for high tea and served with a cup of friendship.

## **TLF4 – “Fowl” Language with the Cousins**

*by Kim Carlson & Ann McNeil \$124*

Enjoy lunch with Mini Cousins, Kim & Ann. Enjoy a short slide show and hear stories about the cousins growing up in a Boston Italian family. Kim & Ann are cousins and have a lifetime of unfortunate events that always end in roaring laughter. Find out who came first, Kim, Ann, or the chicken or the egg. There's a story of a chicken with a checkered past, how it landed in their lives, and the special edition 1/4" Chicken and Eggs Pop-Up Shop that luncheon guests will receive as their gift. The Pop-Up Shop is finished, accessorized, signed, and dated and is only available to those attending Mini Cousins' theme luncheon. Warning! There will be “FOWL” Language (not “FOUL” Language) used during this presentation!



# Theme Luncheons



**Saturday, August 3, 2024 12:15 PM - 1:45 PM**

**TLS1 – Tips for Small, Sophisticated Wooden Miniatures**  
*by Volker Arnold \$104*

After the 1<sup>st</sup> successful themed luncheon in Cape Cod 2023, we would like to provide all the participants with new and special information about German wooden miniatures this year. After general basic information about wooden miniatures last year, this year many special tips and tricks for particularly small, sophisticated miniatures are explained. Notes on the design as well as precise explanations for assembling the smallest, particularly small miniatures 1:1000 and a large baby house 1:144 are given. Numerous examples will be on display and passed around the tables between participants. Let yourself be surprised with a particularly delicate gift in keeping with the bed and breakfast theme.

**TLS2 – Steampunk, an Altered Art Mixed  
Scale Love Affair**  
*by Alician Pearce \$127*

Come and spend lunch with me as we discuss the fun attributes of Steampunk style and what is altered art. We will talk about how to take your miniatures to a new level, instead of just a dollhouse or room box. Find new ways to display your treasures with altered art. We will also talk about what is Steampunk, and how you can add it to your miniatures and not even need a whole house devoted to the genre. We will also play with mixing all the scales into your altered art piece. You will receive a real-life book sized laser cut steampunk themed book that will open up that you can finish decorations as you wish. You will also receive additional kits and 3D printed gifts to help decorate your Steampunk book.

**TLS3 – Mastering Fabric and Trims on a Small Scale**  
*by JoAnne Roberts \$159*

Attendees will learn how to manipulate fabric, along with choosing the right fabric for an outfit and different ways to add elegance to their costume when they are dressing a doll. You'll be taught how to use embroidery floss to enhance lace as an overlay for a skirt. I will show you a great way to embellish an outfit by using a shell stitch. Also, to be learned is how to maneuver the Pretty Pleater. How about making silk roses and leaves to add that special touch and don't forget wiring your skirt to get it to drape the way you want. Your gift will be a 1" scale porcelain mannequin in an elaborately dressed costume.



# *Theme Luncheons*



## **TLS4 – ¼” Bed and Breakfast**

*by Debbie Young*    **\$109**

No...we are not going to build a Bed and Breakfast. However, we will celebrate the best of Bed and Breakfast with gifts and surprises. Build a specially designed ¼” bed (that is the bed part) as you eat your breakfast (that is the breakfast part). Each registrant will receive an additional finished ¼” bed as a souvenir (that is the gift part) as well as a surprise or two...or three or four (you didn't think I was actually going to tell you what the surprise was...did you?) If you like the stuff Debbie Young makes and you like ¼” beds and breakfast surprises...you can't go wrong with this luncheon.

## **TLS5 – Unveiling the Legacy of A. Schoenhut Toy Company: A Spotlight on Schoenhut Dollhouse”**

*by Beth Nance*    **\$134**

Come discover the rich history of A. Schoenhut Toy Company and its iconic Schoenhut Dollhouse. Beth Nance, founder of NC Museum of Dolls, Toys and Miniatures will delve into the company's rich heritage, milestones, and the enduring impact it has had on the world of collectibles. Sue Ann Ketchum, an esteemed miniature artist, has created the souvenir keepsake. Each souvenir is a testament to the love of collecting and the magic of the Schoenhut dollhouse, making it the perfect token to cherish and share with fellow enthusiasts.



# *1/4" Old Southern Charm Bed & Breakfast*

## *Thursday Evening Workshop*



## **Thursday Evening Workshop**

### **"1/4" Old Southern Charm Bed and Breakfast"**

**\$95.00**

Tired from a great day of minis and just wanting to slip into your pajamas but just can't pass up the idea of a little more fun? Well...hop into those pajamas and get ready for an evening visiting with friends while making a perfect place to hold your 1/4" Roundtables, Swaps, Table Favors and Purchases from this Convention. Join Debbie Young and friends as they assist you as you build your very own quarter scale "Old Southern Charm Bed and Breakfast". With easy to assemble tab and slot construction and easy to follow instructions, this display house can be completely assembled – ready to paint and finish the interior - in 2 hours (but we will allow 3). Extensive use of patterns (for wood floors, wallpaper and shingles) makes finishing after construction simple. The Bed and Breakfast is 7 1/8" wide, 3 1/4" deep (plus the porch) and 12" tall.

This is a fundraiser, so know that you are helping to support NAME while having a good time. Space is limited...so sign up early.

**See next page for Additional Options**



# 1/4" Old Southern Charm Bed & Breakfast

## Thursday Evening Workshop Additional Options




**Finished Example**



We are offering additional features to make your Thursday Night project even more special! We encourage you to order these items when you pay for your project online as this will guarantee that you have the pieces for your finished "Bed and Breakfast".

There will be a very limited number of these items available at the workshop for **CASH only purchase**, so again, we encourage you to order these options while you are signing up for the workshop itself.



**Door Package \$25**  
The house has openings between rooms, but should you want to fill those openings with doors for a fancier interior, we can provide those...includes doors as shown for the first floor opening and just the center doors and frames for the second floor.

**Electrical Package \$20**  
Package includes ceiling paper cut to size, 4 light fixtures, 4 Chip LEDs with extra-long leads, battery and switch.

*Wallpaper options on the next page!*



*1/4" Old Southern Charm Bed & Breakfast*  
*Thursday Evening Workshop*  
*Additional Options*



**Wallpaper Package \$10**

We will have several wallpaper packages in a choice of colors. (Blue & White, Pink & Green, Lavender, Olive & Black, or Green & Peach) to choose from to finish the interior of your project.



Blue & White



Pink & Green



Lavender



Olive & Black



Green & Peach



# Basic Toolbox List



Here is a list of items you may want to include in your basic toolbox. This is only a suggested list - there may be additional items you want to add or some you may not want to include at all. However, these are generally the things an instructor will expect you to have with you. If you need specific tools beyond this list, your instructor should let you know in advance. Your tool box will evolve over time and reflect your personality as you make your miniature creations.

X-acto knife with #11 blades	Sandpaper (medium/fine)	Small cutting mat
Small notebook and pencils	Needle nose pliers	Paint brushes- various sizes & styles
2 pair scissors (paper & fabric)	Masking tape	Small spring clamps
12" and 6" cork-backed rulers	Tacky Glue	Fine point tweezers
Toothpicks	Emery Boards	Glue spreader/old hotel keycards

**You may wish to bring a work light and extension cord as hotel lighting isn't always the best for Miniaturing.**

Below are additional supplies that you may find are helpful to have:

Steel wool 0000	Rubber gloves	Mouse pad
Wire cutters	Wood glue	Small screwdrivers
Pin vise and drill bits	Cement for plastic	Container(s) for project
Utility knife	Plastic "zip" bags	Pins, needles, thread
Super glue	1" foam brush	Wax paper
Squaring jig or Legos	Damp cloth or wipes	Small bar clamps
Small T-square or right angle	Q-tips	Miter box & saw or a chopper
Band-Aids	Ball stylus	Black "Sharpie" marker

## BASIC SKILLS

These are considered the basic skills necessary for a productive, enjoyable workshop experience:

1. Use basic tools confidently
2. Cut accurately with an X-acto knife
3. Read rulers and mark lengths accurately
4. Have knowledge of basic glues and how to apply them
5. Know how to paint smoothly

When asked to list the skills needed beyond the basic ones, most instructors reply that they would be more than prepared to teach whatever their students do not know how to do. What they would like students to have are some "Opens" – open minds, open hearts, open eyes, open ears and an open -----

# SMILE