



Come Fly With Me NAME Region N-3 Houseparty April 3-5, 2020 Portland, OR



Welcome to Portland, Oregon for our All Scales Houseparty! Our flight crew is hard at work to make your vacation a memorable one. *Come Fly With Me* was conceived to provide you with an enjoyable and memorable travel experience—leave those negative flying experiences behind. Our committee is determined to get you through TSA without a hitch! NAME Passports will be provided upon arrival for your use throughout the HP and are souvenirs to take home when you depart.

When you land in Portland our beautiful accommodations are only a quick shuttle ride away from the airport! It is easy walking from your room to classes and activities. Coffee amenities are available for those of us who need that extra boost to our day. (I know I am always up for a coffee break on my layovers...) Make sure to check out the bar's unique cocktails - created especially for our Houseparty.

We have amazing classes from near and far. Teachers from South Africa, England, Canada and our fabulous domestic favorites have created workshops especially for debut at *Come Fly With Me*. Each class will take you to a destination... a mini vacation... another stamp for your passport... You can't have a proper vacation without side excursions!

Our shopping concourse is fabulous! We have gathered venders from across the globe to fly in and join us. They are flying in from South Africa, New Zealand, England, Canada and the USA. Get your souvenirs and gifts all in one place! Brand new items at every stall.

We have unique Theme Luncheons available. It's a difficult choice... beautiful gifts will be given at these Theme Luncheons so get signed up now! You won't want to miss this stamp in your passport!

Our Hospitality Lounge will be available for relaxation and entertainment. Roundtables and Mega-Roundtables will provide the padding filling every last corner of your suitcase as you return home...

One last side excursion you won't want to miss will be our Thursday night get away. Gather your fellow travel companions and join us for a fabulous workshop. We have 3 artisans collaborating together on this project to bring you something special and with the help of our committee they will make your trip a night to remember!

Our souvenir gifts will be something special! We will have a 1:12 souvenir for Friday opening lunch. A 1:48 souvenir for the Saturday Night Banquet and your choice of 1:12 or 1:48 for our closing Brunch on Sunday! Something for everyone... No matter what your scale preference we have worked hard to bring you something incredible and we are thankful to our souvenir artisans for creating these unique pieces.

Book your excursions, plan your vacation, pack your bags and *Come Fly With Me!*

Ruth Stewart
Chairman

Debbie Young
Assistant Chairman



Come Fly With Me Committee List



Chair

Ruth Stewart A-2 Chair
ruth@stewarddollhousecreations.com
24121 Buck Bridge Rd.
Fort Benton, M 59442 406-734-5379
Debbie Young N-2 Assistant-Chair
yngathrt@gv.net
11468 No. Bloomfield Rd.
Nevada City CA 95959 530-478-9658

Operations

Dan Stewart A-2 Chair
dan@stewarddollhousecreations.com
24121 Buck Bridge Rd.
Fort Benton, M 59442 406-734-5379
Jeff Packard N-2 Assistant-Chair
yngathrt@gv.net
11468 No. Bloomfield Rd.
Nevada City CA 95959 530-478-9658

Sales Room

Georgia Queen N-3 Chair
georgiak@aol.com
2433 SW Peggy Street
McMinnville OR 97128-9584 971-832-0669
Jean Lierman N-3 Assistant-Chair
tojean@frontier.com
2767 NW Pinot Noir Drive
McMinnville, OR 97128 971-259-3596

Centerpieces

Robin Betterley M-2 Chair
robin@robinbetterley.com
70 Wing St.
Bangor ME 04401-5981 207-947-3963
Shawn Betterley M-2 Assistant-Chair
shawn@robinbetterley.com
70 Wing St.
Bangor ME 04401-5981 207-947-3963
Abby Carlson N-3 Helper
heirloomeleganceac@gmail.com
5511 Penn Ave
Rock Island, WA 98850 509-884-2774
Katy Rodgers N-3 Helper hello2kt@gmail.com
7622 Douglas Ave SE,
Snoqualmie, WA 98850 253-332-1302

Silent Auction

Rhonda Keef E-3 Chair
minicollector@yahoo.com
16 S. Antigo Court
Greer, SC 29650 (864) 313-1922

Souvenirs

Debbie Colombo M-1 Chair irvfink@gmail.com
214 N. White Rock Rd.
Holmes, NY 12531-5416 845-855-1766
Alician Pearce A-1 Assistant-Chair
ubfaep@yahoo.com
605 Wexford Road,
Janesville, WI 53546 608-751-1270 cell

Workshops

Barbara Lundberg N-3 Chair
barbara.lundberg@comcast.net
13180 N.W. Burton Rd,
Portland, OR 97229 503-449-3874
Jean Bevens N-3 Assistant-Chair
littledoc25@comcast.net
6865 SW Miles Ct,
Portland, OR 97223-9449 503-317-4892 Cell

Houseparty Helpers

Cat Winger E-3 Chair catwinger@ec.rr.com
4827 Coastal Dr SE
Southport, NC 28461 910-454-4248
Jackie Batcheller E-3 Assistant-Chair
jackieb@ec.rr.com
1512 Clifton Ave.
Jacksonville, NC 28540-8204 910-455-9813

Hospitality

Kristen Itokazu N-1 Chair
Kazuclan@att.net
10052 East Glendon Circle,
Santee, CA 92071 619-994-9324
Lynn Mariano N-1 Assistant-Chair
marianofam4@yahoo.com
1280 Positas Rd.
Chula Vista, CA 91910 619-871-6908
Dolly Wyttenberg N-3 Helper
dwytttenberg@gmail.com
3955 SW 94th Ave
Portland, OR 97225-2508 503-292-9960

Roundtables

Sherri Martin N-3 Chair
sherrimartin4@comcast.net
11011 Bunk Foss Rd
Snohomish, WA 98290 206-355-6515
Angelika Oeckl N-3 Assistant-Chair
aoeckl@yahoo.com
4822 153rd Pl SE
Everett, WA 98208-8817 425-239-9923
Lisa Gabbert N-3 Helper lisag526@frontier.com
18722 - 51st Ave SE,
Bothell, WA 98012-7429 425-488-7691 cell

Exhibits

Marla Nulph N-3 Chair mjn_453@comcast.net
15316 3rd Drive SE
Mill Creek, WA 98012-5399 425-918-1669
Fay Liner N-3 Assistant-Chair
fayliner@msn.com
1941 224th Place NE
Sammamish, WA 98074 206-310-6432 cell

Registration

Barbara Thornton-Hill N-2 Chair
bathca@gmail.com
13703 No. Bloomfield Road
Nevada City, CA 95959 530-265-5704
Laurie Parker N-3 Assistant-Chair
parkrsclas@aol.com
131 Village Dr
Cottage Grove, OR 97424 209-769-3422

Publicity

Sarah Westenberg N-3 Chair
sawestenberg@msn.com
503-347-2945

Swaps

Marcia Hudspeth N-3 Chair
HnMHuds@aol.com
89839 Fir Butte Road
Eugene, OR 97402 541-689-1706
Mary Johnson N-3 Assistant-Chair
ejmary@charter.net
2608 S. 34th Ave
Yakima, WA 98903 509-930-8907 cell

Door Prizes

Rosie Shipman N-3 Chair minirose@nwi.net
1221 Madison Street
Wenatchee, WA 98801 509-670-4615

Table Hostess

Pat Perry CW Chair
paperry@shaw.ca
Unit #127, 20 Silverado Crest Park SW
Calgary, T2X4L3 CANADA
403-256-2138
Doreen Lindsay CW Assistant-Chair
dflindsay@shaw.ca
123 - 15 Everstone Dr SW,
Calgary Alberta, T2Y 5B5 CANADA
403-254-5486

Tote Bags

Pamela Teal N-3 Chair pctéal@yahoo.com
910 Taylor St #M
Medford, OR 97504 541-678-0573

Thursday Night Project (Events)

Carlene Brown N-2 Chair
petecar55@yahoo.com
20480 Tall Timber St
Burney CA 96013 530-701-1292
Marilyn Barclay N-3 Assistant-Chair
baberrant@gmail.com
1030 SE Alaxander Ave
Corvallis, OR 97333 541-231-0379

Theme Luncheons

Leanne Kirsch A-2 Chair
lkirsch@drtel.net
1007 Broadway St.
Lisbon, ND 59054-4723 701-683-5205

Gold Star Volunteers

Joane Forsstrom N-3 Chair
jsforsstrom@gmail.com
12185 NW Big Fir Ct.
Portland, OR 97229-3909 503-644-7997 cell

Souvenir Book

Jean Lierman N-3 Chair
tojean@fronjeantier.com
2767 NW Pinot Noir Drive
McMinnville, OR 97128 971-259-3596



Code of Ethics and Cancellation Form



NAME has learned from past experience that certain regulations must be adhered to in order that all registrants are treated fairly and can enjoy the benefits of the Houseparty. The following are rules by which every registrant must abide:

1. Your Houseparty registration is non-transferable. If for some reason you are unable to attend you may either (a) contact the NAME Office regarding your cancellation (please use the form below) & a refund (less \$40) will be made if the office is notified before **February 3rd, 2020**, or (b) If you wish to stay registered but can't attend, make arrangements with the Registration Chairman to receive your Souvenirs, Tote Bag, & Souvenir Book by mail.
2. You may not lend your badge to anyone for any reason.
3. No one other than authorized Houseparty Dealers may sell merchandise at any time on Houseparty premises.

***Failure to abide by these rules can seriously affect your opportunity to attend future
NAME Conventions/Houseparties.***

Neither the National Association of Miniature Enthusiasts, its officers, members, agents or assignees, nor the Houseparty Steering Committee, jointly or severally, shall be responsible for loss of goods, merchandise displays or other accouterments which may result from fire, flood, theft, vandalism, Acts of God or any action which may occur before, during or after the Convention/Houseparty. Participants are hereby advised that the National Association of Miniature Enthusiasts and its designated authorities do not and will not carry insurance to cover damage or loss which may be sustained by participants, participants' personnel and/or guests.

The NAME Board of Trustees

Come Fly with Me

Portland, OR All Scale Houseparty CANCELLATION FORM
Postmark deadline February 3rd, 2020

Name _____ Email _____

Address _____ Phone (____) _____

City _____ State _____ Zip _____

ALL Registered Activities (include Workshops, Luncheons, Tours & if you've volunteered or signed up for things such as Swaps, Exhibits, etc):

Please mail form to: NAME 2020 Portland CANCELLATION ▪ PO Box 69 ▪ Carmel, IN 46082



Houseparty Information

These definitions are provided to explain NAME Convention/Houseparty Terminology and the activities available.



Academy of Honor (AOH)

Recognizes those members of NAME whose talent, leadership and achievements have helped determine and preserve the art of miniatures.

Annual Business Meeting

As authorized by NAME Bylaws, the primary purpose of the Annual National Convention is to hold the annual meeting of its members. Its function is to provide a forum to conduct NAME business by bringing together NAME Officers, Board Members, Club Presidents, State Reps, Regional Coordinators and Members. All NAME members are invited to attend. If they are not registered for the Convention, they must present a current membership card. All members have an equal vote. The results of the election of officers are announced every two years. Changes in the NAME Bylaws are voted on annually, if such changes are proposed. The President of the Association chairs the Business Meeting.

Auction

An auction of special items donated to NAME with all proceeds going to NAME. This is held in the evening.

Banquet

This is the main formal meal, served on Saturday evening. Door Prizes and Houseparty Helpers are drawn and Table Favors and Table Exchange gifts are exchanged.

Centerpiece

All tables at all meal functions feature a centerpiece. These are miniature scenes, depicting the Convention theme, which various NAME members have created. There is a drawing at the Sunday Brunch and a winner at each table receives the centerpiece.

Club Presidents Meeting

A meeting is held for any Club President or Club representative to allow our Clubs an opportunity to share ideas and discuss solutions to problems.

Convention Badge

Your name badge must be worn at all convention functions. You may not lend your badge to anyone for any reason. If you leave the hotel for anything other than a Convention function, please remove your badge. It's a sure sign you are a tourist with money in your pocket.

Door Prize

Door Prizes are miniature items donated by registrants. They are valued from \$10.00 to \$50.00. Door Prizes are given at meal functions by a drawing of table seat number. If you donate one, turn it in at the Registration Area. They should be boxed, but unwrapped.

Exhibit Room

A Convention highlight is a wonderful display of miniatures that have been brought by the registrants to share with everyone attending. Exhibit hours are listed in the Schedule of Events.

First Timers Meeting

A meeting held for all those attending their first Convention to introduce these registrants to the terminology of the Convention and to answer any questions.

Garage Sale

This is a typical garage sale of miniature items donated to NAME. There will be bargains galore, so arrive early!! Please be courteous to other shoppers. No hoarding a large number of items to sort through in a corner of the room later.

Gold Star Volunteers

This is a program that allows attendees to volunteer their time to assist the various committees at the Convention. Volunteers who work for at least two hours at the Convention receive a Gold Star Volunteer pin.

Hospitality Room

A room is setup for the registrants to stop by and chat with other registrants. The hours of the Hospitality Room are listed on the Schedule of Events. Special activities, exclusive to the Hospitality Room, will be provided.

Hostess/Host

Registrants sign up ahead of time to be a hostess or host at meal functions. They have specific duties such as putting the centerpiece and souvenirs on the table at each meal function, overseeing the sign-in sheet, introducing the guests to each other, making the guests feel welcome, etc. It is best to have attended a NAME Convention at least once before you sign up to be a Hostess/Host.

Houseparty Helpers

Houseparty Helpers are donated items valued at \$150 or more. Raffle tickets are sold and the proceeds will be used to defray Convention expenses. Purchase your tickets and place them in the box for the item you would like to win. One ticket is chosen from each container and that person wins that Helper. **Helpful Hint:** *Pre-printed return address labels are very helpful when putting your name on the Houseparty Helper tickets and on the sign-up sheet at meal functions.*

Meal Functions

All meals on the Schedule of Events, with the exception of the Theme Luncheons/Dinners or meals served on the Tours, are included in the registration fee.

NAME Evening With Friends

This is a NAME fundraiser usually held on Wednesday evening. There are usually refreshments, could have entertainment, a possible auction of special items and a small gift is presented. Each "GALA" is different based on the theme of the Convention. You must pre-register for one of the limited spaces available at an additional fee.

No Host Cocktail Party

A cash bar cocktail party held prior to the banquet on Saturday evening. It gives you an opportunity to visit with other guests and view those registrants who choose to wear theme-related costumes.

Pre-Convention Workshops

One, two or three-day workshops are given by instructors on Monday, Tuesday and Wednesday preceding the Convention. They are limited in number of participants and you must pre-register for these workshops. A list of these workshops is included in your registration packet. These workshops fill up quickly and are filled on a first come, first served basis according to registration form arrival. First-day arrivals (all those received on or before a specified date regardless of order received) will be registered first. Those arriving the following day will be second-day and processed next, etc. If there are more first-day arrivals than space will allow, those registrations will go to a lottery. If your first choice is full and you have indicated other choices, you will be registered in your next choice if space is available. Fee adjustments will be made if necessary. If you are placed on a waiting list, your check will be held. If you do not get into the wait-listed workshop, your check will be returned following the Convention. A fee is charged for Pre-Convention Workshops. If there are any openings remaining in these workshops, they will be filled at the Convention.

Regional Meetings

Members from each region get together with their Regional Coordinator and State Representatives to make plans for the coming year. A report of the previous year is also given. This is a wonderful opportunity to have input into the events and projects planned for your region. And is a way of showing your Regional Coordinator and State Reps that they have your support.

Registered Workshops

Workshops are given by instructors on Thursday and Friday during the Convention and are usually 4 hr or less. The number of participants is limited and you must pre-register for these workshops. A list of the workshops is included in your registration packet. Please see "Pre-Convention Workshops" for an explanation of how the workshops are filled. A fee is charged for Registered Workshops. If there are any openings remaining in these workshops, they will be filled at the Convention.

Registration at the Convention

When registrants arrive at the Convention/HP, they need to report to the Registration area to pick up their packet of information, name tag, tote bag and souvenir book. Registrants will also sign up for table seating for the meal functions if they have opted not to be pre-seated. The Schedule of Events lists the frequent hours the Registration area is open. This is the best time to drop off Door Prizes, Houseparty Helpers, Auction and Garage Sale items.

Roundtable Workshops

Instructors will offer hands-on workshops in small groups in the roundtable workshop room. Kits are sold for \$5 or less to complete the workshop, which should take 30 minutes or less. Pre-sales for Roundtable kits are held prior to the workshop session, and remaining kits are sold in the workshop room. These workshops are listed in the Souvenir Book and a separate list is provided in the registration packet you will receive at the Convention. Finished Kits will be on display near the registration area during registration hours.

Mega Roundtable Workshops

Instructors will offer hands-on workshops in small groups in the roundtable workshop room. Kits are sold for \$10 or less and the workshop should take two hours or less to complete. Pre-sales for Mega Roundtable kits are held prior to the workshop session, and remaining kits are sold in the workshop room. These workshops are listed in the Souvenir Book and a separate list is provided in the registration packet you will receive at the Convention. Finished kits will be on display near the registration area during registration hours.

Sales Room

Selected dealers with a variety of miniature merchandise at various prices. The hours of the Sales Room are listed on the Schedule of Events.

Souvenirs

These are specially made gifts for each Convention registrant. Souvenirs are limited editions and made only for this Convention. They are presented at the meal functions. Registrants are not to open souvenirs until an announcement is made to do so, then everyone opens them at the same time.

Souvenir Book

A book printed especially for the Convention containing the Convention Schedule of Events, a list of the workshops and items related to the Convention theme. The Souvenir Book is a nice addition to a miniature library.

Table Exchange Gifts

Many registrants make or buy one gift valued at approximately \$10 to \$15 to exchange with another person at their table who(se) also brought a gift. This is an optional, but popular, tradition for the Saturday Night Banquet. Table Exchanges should be gift wrapped (include your name/contact info inside).

Table Favors


There will be ten attendees at each table. Many registrants make or buy nine small gifts, valued at approximately \$3 to \$5, to present to their table companions at the Saturday Night Banquet. This is entirely optional, but most guests do elect to participate. It is fun if the Table Favors are theme related and wrapped as a gift (include your name/contact info inside).

Theme Luncheons and Dinners

These are luncheons or dinners at which an artisan will present a demonstration or lecture on a specific subject. The number of participants is limited and you must pre-register for these luncheons. A list of these Luncheons and Dinners is included in your registration packet. Please see "Pre-Convention Workshops" for an explanation of how the luncheons and dinners are filled. A fee is charged for Theme Luncheons and Dinners. If there are any openings remaining in the Theme Luncheons and Dinners, they will be filled at the Convention.

Tote Bags

At registration you will receive a Tote Bag of miniature favors donated by NAME Clubs and individual members. Donations are normally a sufficient quantity to give one per attendee, although any quantity is greatly appreciated. Not everyone will get the same Tote Bag Favors, but the distribution will be pretty equal. If you wish to donate Tote Bag Favors, there is a form available in your registration packet.



Schedule

(Tentative)



Wednesday, April 1, 2020

Noon	All Committee Members present
1:00 pm - 5:00 pm	Set up & decorating
6:00 pm - 8:00 pm	Registration open
8:00 pm	Steering Committee Party

Thursday, April 2, 2020

7:00 am - 8:00 am	Registration
7:30 am - 8:00 am	Pre-Convention Workshop Set-up
8:00 am - 5:00 pm	Pre-Convention Workshops
Noon - 3:00 pm	Hospitality Room Open
Noon - 3:00 pm	Exhibit Room Set up
8:00 am - 5:00 pm	Sales Room Set-up/ Dealers only
4:00 pm - 5:30 pm	Registration Open
5:00 pm - 6:00 pm	Free for Dinner
7:00 pm - 10:00 pm	Thursday Night Workshop

Friday, April 3, 2020

7:00 am - 8:00 am	Registration Open
7:00 am - 7:30 am	Registered Workshop Set-up
7:30 am - 11:30 am	Sales Room Set-up; Dealers only
7:30 am - 11:30 am	Registered Workshops
9:00 am - 10:00 am	Exhibit Room Set Up
8:00 am - 11:00 am	Hospitality Room Open
11:30 am - Noon	Table Host / Hostess Meeting
Noon - 1:30 pm	Opening Luncheon
Noon	Registration at door for last arrivals
2:00 pm - 5:00 pm	Sales Room Open
4:30 pm - 5:30 pm	Silent Auction
2:20 pm - 5:00 pm	Hospitality Room Open
2:00 pm - 5:00 pm	Exhibit Room Open
5:00 pm - 6:00 pm	Free for Dinner
5:30 pm - 6:00 pm	Special Needs Deadline for Roundtable & Mega List and Money Drop off- outside Sales Room
7:30 pm - 7:45 pm	Roundtable Set-up
7:45 pm - 8:00 pm	Mega Roundtable Set-up
8:00 pm - 8:30 pm	Roundtable Sales (Room Must Be Cleared by 8:30)
8:30 pm - 9:00 pm	Mega Roundtable Sales
9:00 pm - 9:30 pm	Roundtable & Mega Workshops

Saturday, April 4, 2020

7:00 am - 7:30 am	Registered Workshop Set-up
7:30 am - 11:30 am	Registered Workshops
9:00 am - 11:30 am	Hospitality Room Open
9:00 am - 11:30 am	Exhibit Room Open
Noon - 1:30 pm	Theme Luncheons
1:30 pm - 2:00 pm	Sales Room/Dealer only
2:00pm - 5:00 pm	Sales Room Open
1:30 pm - 5:00 pm	Exhibit Room Open
3:30 pm - 6:00 pm	Early Pick-up Exhibits
3:00 pm - 5:00 pm	Hospitality Room Open
4:30 pm - 5:15 pm	Pick Up Mini Swap Items
5:15 pm - 6:00 pm	Alternative Meetings
6:00 pm - 7:00 pm	No-Host Cocktail Party
6:30 pm - 7:00 pm	Table Host / Hostess Meeting
7:00 pm -	Costume Party/ Banquet

Sunday, April 5, 2020

8:30 am - 9:00 am	Table Host / Hostess Meeting
8:30 am - 9:00 am	Pick Up Gold Star Pins on your way to Closing Brunch
9:00 am - 11:00 am	Closing Brunch
11:30 am - 3:30 pm	Exhibit Room Open (Public Day)
11:30 am - 3:30 pm	Hospitality Room Open
11:30 am - 3:30 pm	Sales Room Open (Public Day)
3:30 pm - 6:00 pm	Sales Room Break down

Here's a handy place to keep track of your forms:

My Tear Sheet Record		
Did I Send It?	Date Sent	
Forms sent to: NAME PO Box 69 Carmel, IN 46082		
	Pre-Convention Workshop Form	
	Registered Workshop Form	
	Theme Luncheon Form	
Forms sent to each Committee Chairperson (NOT TO THE NAME OFFICE!)		
	Advanced Table Seating Form	
	Auction Form	
	Door Prize Form	
	Exhibits Form	
	Gold Star Volunteer Form	
	Host/Hostess Form	
	Houseparty Helpers Form	
	Mini Swap Form	
	Roundtable & Mega Roundtable Instructor Application & Sample	
	Souvenir Book Ad Form	
	Souvenir Book Special Form	
	Tote Bags Form	

Registration* -

During these hours the Committee will accept: Sign-ups for Gold Star Volunteers, Table Seating and will receive items for Auction, Door Prizes, Houseparty Helpers, Charity Items, Garage sale and Mini Swaps.

Come Fly with Me—Preconvention Workshops

1-Day Workshops • Thursday 8:00 a.m. - 5:00 p.m.



TH1 - Dutch Canal House
by Charlotte Atcher
1/4" scale • \$124



TH2 - Flying Dragon
by Gayle Baillargeon
1/4" scale • \$139




TH3 - A Well Dressed Lady
by Lisa Engler
1" scale • \$108



TH4 - African Safari
by Ruth Moe
1" scale • \$134



TH5 - "The British" 3D Postcard
by Alison & Mike Thomas
Micro scale • \$84



**TH6 - Come Fly with Me....
Make a Witch or Santa**
by Cat Wingler
1/4" scale • \$114



**TH7 - Carl and Ellie's
House from Up**
by Debbie Young
1/4" scale • \$189



**TH8 - Diorama with Shelving
& Backlit Window**
by Belinda McWilliams
1" scale • \$214



Pre-Convention Workshops

Thursday Workshops
April 2, 2020, 8:00 AM – 5:00 PM



TH1 – Dutch Canal House by *Charlotte Atcher*

Class Fee: \$124

Create a charming five floor Dutch house on the edge of an Amsterdam Canal. Bring your own interior paint/wallpaper or see what the instructor brings. Rooms are 2" x 2.5" x 2.25" with scored floors. Imported textured paper will be used on the exterior and cast trim will be painted in class. A basic mini tool kit and palette knife should be brought to class. 5" x 3.5" x 11.25"

Minimum Skill Level: Intermediate

1/4" scale

TH2 – Flying Dragon by *Gayle Baillargeon*

Class Fee: \$139

This handsome dragon is just the right size to fly over the top of a 1/4" scale castle tower. Or he can be a stand alone miniature. And he does actually fly! In this class you will learn the basic techniques of building an automata model and painting him in the color of your choice. When you turn the crank his wings flap and body moves up and down in flight. The tower base is 4" square and the dragon is approximately 6" long.

Minimum Skill Level: Intermediate

1/4" scale

TH3 – A Well Dressed Lady by *Lisa Engler*

Class Fee: \$108

A lady looking for stylish attire has a carefully arranged selection to catch her attention. Paper lace collar and trims further embellish the displays. A detailed ladies travel vanity with mirrored back to keep her looking good no matter the destination sits behind the boxed blouses. On the shelf below the table is a boxed hanky assortment with various sizes and shaped boxes to make the display interesting. 4.5" x 2" x 6"

Minimum Skill Level: Beginner

1" scale

TH4 – African Safari by *Ruth Moe*

Class Fee: \$134

We are putting together an African safari scene in a lantern. The inspiration came from my visit to South Africa and the photo I took several years ago. We are making a safari desk and stool, pith helmet, water canteen, open book and African drum and mask. I imagine my occupant as a naturalist. Someone else could have a different vision and tweak the setting in a different direction. The lantern is lit with a small battery powered light at the top. Snack pictured is not included. 7" x 7" x 12"

Minimum Skill Level: Intermediate

1" scale

TH5 – "Great British" 3D Postcard by *Alison & Mike Thomas*

Class Fee: \$84

The "Great British" Postcard will be a little slice of England's seaside created in a 3D postcard using Micro Kits. Sunshine is guaranteed! Along with the sea, sand, beach huts, boats and lots more. Included in the project is accessories like Seagulls, rock, Fish "n" Chips and more. Come and join us to create a colorful small project. 4" x 6" x 4"

Minimum Skill Level: Beginner

Micro scale

TH6 – Come Fly with Me...Make a Witch or Santa by *Cat Wingler*

Class Fee: \$114

Come Fly with Me... Make a Witch or a Santa...or the Butcher, the Baker and the Candlestick Maker...really, whichever figure you choose to do. If you've ever needed a figure you couldn't find or wanted to try Doll Making in a small scale, here is your chance. It's easier than you think! We will learn how to start with clay and end up with the figure of your choice. In the morning, we'll sculpt our dolls. Some may do even more than one. In the afternoon, I'll show you how to paint, costume, and wig a quarter scale figure successfully. I'll supply the clay and black, white and red fabrics, and send you home with patterns and instructions to do it again. Figure will be 1-1/2" tall.

Minimum Skill Level: All Skill Levels

1/4" scale

TH7 – Carl and Ellie's House from Up by *Debbie Young*

Class Fee: \$189

Looking for an adventure in flight? Well, Come Fly with Me. Join Debbie Young as you build Carl and Ellie's house from "Up". House is electrified and wallpapered and is laser cut with lots of patterns to ease in completion. Great attention to detail. There is a lot of painting on this, so you will not finish in class...but you will leave with the knowledge to finish UP. (Get it...finish UP.) 8"x 6" x 8"

Minimum Skill Level: All Skill Levels

1/4" scale

(continued)

Thursday Workshops Continued

TH8 – Diorama with Shelving and Backlit Window Showing Gardenscape *by Belinda McWilliams*

Class Fee: \$214

A versatile shallow diorama box featuring a backlit cottage paned window overlooking a garden. The window is surrounded on three sides with open shelving just waiting to be filled with treasures. The diorama will be assembled in the first half of the workshop. After a short break a choice of one of three variations will be offered to further customize your diorama: kitchen butlers basin cabinet, vintage writing desk or window seat with cushions and books. The tools required to complete the workshop are also provided but students are encouraged to bring along their favorite tools to the workshop. Any unused kits will be available for purchase in the sales room along with items (in kit form) to fill your shelves. 8.5" x 4" x 9"

Minimum Skill Level: Beginner

1" scale



Pre-Convention Workshop Registration



Workshop registration opens on November 15th, 2019
All registrations postmarked on or before that date will be considered first-day arrivals.
~ No refunds after February 3rd, 2020 ~

THURSDAY, APRIL 2nd, 2020

1st Choice: # _____ Title _____ Fee \$ _____

2nd Choice: # _____ Title _____ Fee \$ _____

3rd Choice: # _____ Title _____ Fee \$ _____

ONE PERSON PER FORM, PLEASE

METHOD OF PAYMENT: ☐ Check ☐ Money Order ☐ Visa ☐ MasterCard

If sending a check, make it payable to **NAME Portland 2020** for your first choice selection.

Name _____ Email _____

Address _____ Phone (____) _____

City _____ State _____ Zip _____

IF YOU ARE USING A CHARGE CARD:

Card # _____ Exp Date _____

Signature (required if using charge card) _____

Workshops are filled on a first come, first served basis according to time of arrival of registration forms. First-day arrivals (all those **postmarked** on or before **Nov 15th** regardless of order received) will be registered first. **Nov 16th** postmarks will be second-day and processed next, etc. If there are more first-day postmarked registrants than space will allow, those registrations will go to a lottery. If your first choice is full and you have indicated other choices, you will be registered in your next choice if space is available, otherwise you will be put on a waitlist for that first choice. Fee adjustments will be made if necessary. If you are placed on a waiting list, your check will be held. If you do not get into the wait-listed workshop, your check will be returned or shredded following the Houseparty.

Please mail to: NAME 2020 Portland Houseparty ▪ PO Box 69 ▪ Carmel, IN 46082

Come Fly with Me—Registered Workshops

I-Day Workshops • Friday 7:30 a.m. - 11:30 a.m.



F1 - "On Island Time" Shop
by Karen Benson
1/4" scale • \$69



F2 - Boudoire Dresser
by Debi Drury
1" scale • \$64



F3 - Fashion Accents
by Lisa Engler
1" scale • \$56



F4 - Come Fly with Me to My Garden
by Sally Manwell
1/4" scale • \$64



F5 - Fly to the Neverland
by Bonnie Helterhoff
1" scale • \$89

F6 - It's a Steampunk World
by Cat Wingler
1" scale • \$74



I-Day Workshops • Saturday 7:30 a.m. - 11:30 a.m.



S1 - Mermaid Island Shop
by Karen Benson
1/4" scale • \$69



S2 - Coffee, Tea or ME?
by Abby Carlson
1" scale • \$89

S3 - Come Fly with Me to the Orient
by Sally Manwell
1/4" scale • \$74



S4 - 1/4" House Furniture
by Belinda McWilliams
1/4" scale • \$84



S5 - Collection of Office Necessities
by Debi Drury
1" scale • \$64



S6 - Sweet Sarah—3-1/4" Porcelain Doll
by Pat Metcalf
1" scale • \$82



Registered Workshops

April 3-4, 2020
Friday, April 3rd 7:30 AM – 11:30 AM
& Saturday April 4th 7:30 AM – 11:30 AM



Friday Workshops

F1 – “On Island Time” Shop by Karen Benson

Class Fee: \$69

Come Fly with Me to the Caribbean or further south to the ABC Islands where you will find a quaint shop named “On Island Time” just waiting to be filled with beachy themed “stuff” or maybe a bar or ice cream shop. The shop is a 1/4” scale laser cut original kit. The shop interior is a room that is removable from the back. No lighting is required because there is an acrylic covered opening in the top. Exterior dimensions are 4-1/4”W x 4-1/2”H x 3-1/4”D without the sidewalk. Interior dimensions are 3-3/4”W x 3”H x 2-7/8”D

Minimum Skill Level: Beginner **1/4” scale**

F2 – Boudoire Dresser by Debi Drury

Class Fee: \$64

A feminine dresser for a boudoire filled with beauty products and treasured keepsakes. The dresser will be provided pre-assembled and painted a creamy color. Some decorative elements will be added to the dresser during the workshop. A set of perfume bottles and beauty products will be completed during the workshop. Some treasured keepsakes will also be assembled for displaying on the dresser. 3” x 1.5” x 3.25”

Minimum Skill Level: Beginner **1” scale**

F3 – Fashion Accents by Lisa Engler

Class Fee: \$56

A small table with plexiglass sides for an added detail and allow a good viewing of the table’s contents. A simple arrangement of items will add to the composition to catch your eye. Could be used in a shop, ladies’ bedroom or bathroom. 2.75” x 1.5” x 5”

Minimum Skill Level: Beginner **1” scale**

F4 –Come Fly with Me to My Garden by Sally Manwell

Class Fee: \$64

We will construct a small garden shed for your 1/4” scale yard or to stand alone. The structure is laser cut wood. We will stain and build the shed using wood glue and a glue jig. After putting the structure together, we will fill the shed with tools, pots and plants we will make out of paper. Some of the plants will be hand cut and others punched shapes or painted. We will paint the plastic pots to make them look like potter. We can add more plants as time allows. 2-1/2” x 1-1/4” x 2-1/4”

Minimum Skill Level: Beginner **1/4” scale**

F5 – Fly to the Neverland by Bonnie Helterhoff

Class Fee: \$89

Come fly to Neverland with me! This is easy, basic construction and you can go home with a perfect scene for some of your favorite toys. We’ll add metallic trim, carpet, wallpaper, create outer trim from fabric and paper. You’ll also get 7 Peter Pan sayings to mount, 20 book we’ll assemble, 2 pillows and of course a “Hook” and fairy dust. Michaels carries a shadowbox that will enclose this, but it is not included. 9.5” x 3.75” x 9.75”

Minimum Skill Level: Beginner **1” scale**

F6 – It’s a Steampunk World by Cat Winger

Class Fee: \$74

It’s a Steampunk World.... Or maybe it’s just Victorian. It’s up to you. We will dress a mannequin and make the hat and accessories. You decide whether or not to make it Steampunk. Have fun embellishing it in a very Steampunk way or you can swap out the trims to make it Victorian. Either way, this is a fun class. 6” Tall

Minimum Skill Level: All Skill Levels **1” scale**

Saturday Workshops

S1 – Mermaid Island Shop by Karen Benson

Class Fee: \$69

Come Fly with Me to Tiny Island off the coast of Australia. This island is called Mermaid Island and mystery abounds about the inhabitants of this tiny island. It seems the island was deserted for many years and then, almost overnight, there was a thriving fishing and diving village. The villagers know all the best diving, fishing and treasure locations – as though their ancestors (suspected to be mermaids and merman) lived many years under the sea. On this island is a quaint shop named “Mermaid Island” just waiting for you to fill it with mermaid, seahorse and turtle souvenirs. The shop is a 1/4” scale laser cut original kit. The shop interior is a room that is removable from the back. No lighting is required because there is an acrylic covered opening in the top. Exterior dimensions are 4-1/4”W x 4-1/4”H x 3-1/4”D without the sidewalk. Interior dimensions are 3-3/4”W x 3”H x 2-7/8”D

Minimum Skill Level: Beginner **1/4” scale**

(continued)

Saturday Workshops Continued

S2 – Coffee, Tea or ME? *by Abby Carlson*

Class Fee: \$89

Remember when flying was chic, showgirls were legendary, and you could experience the “glamorous life” for the price of a cocktail? Join us as we fly back in time and costume a mannequin that combines a 1950’s era stewardess uniform with the pizzazz of a Las Vegas showgirl. We will be using silk taffeta, French lace, crystals and beautiful feathers. This is a fun and rewarding project that is satisfying for all experience levels. 5” Tall

Minimum Skill Level: All Skill Levels

1” scale

S3 – Come Fly with Me to the Orient *by Sally Manwell*

Class Fee: \$74

Make an Oriental Garden with koi pond, bridge, tree and lantern. Create the koi pond out of foam core – using paint to create the illusion of depth, add fish and “water” that does not need drying time. Put together a laser cut bridge. The landscaping will also include a gravel path, a hill you can make any size, tree, rocks round your pond and a lantern. The tree we will make out of wire and paint then add foliage. We will put together findings and wood pieces to create the lantern. Then paint it to look like stone. The garden is covered with an acrylic box to keep the dust out. If there is time, we can add some iris to the scene. The scene measures 6-1/4” x 6-1/4” x 5”

-Minimum Skill Level: Beginner/Intermediate 1/4” scale

S4 – ¼” House Furniture *by Belinda McWilliams*

Class Fee: \$84

A House full of furniture for your quarter inch project. 15 furniture items perfect to fill your house or to use in any scene. Painting and finishing tips and techniques will make your items uniquely yours.

Minimum Skill Level: Beginner

1/4” scale

S5 – Collection of Office Necessities *by Debi Drury*

Class Fee: \$64

A collection of necessities for any office/desk scene including a laptop, mobile phone, Filofax, calendar, box of files, notebooks and so much more. Tools required to complete the workshop are also provided but students are encouraged to bring along their favorite tools.

Minimum Skill Level: Beginner

1” scale

S6 – Sweet Sarah – 3-1/4” Porcelain Doll *by Pat Metcalf*

Class Fee: \$82

Sarah’s outfit includes pantaloons, organdy cotton slip, pinstripe dress and organdy apron. Fiber will be used for a wig. Straw and ribbon are used for the hat. Laces and ribbons are included. The kit will contain a photo and step by step instructions. Porcelain doll is 3-1/4” tall.

Minimum Skill Level: Beginner

1” scale



Registered Workshop Registration



Workshop registration opens on November 15, 2019

All registrations postmarked on or before that date will be considered first-day arrivals.

~ No refunds after February 3rd, 2020 ~

FRIDAY, APRIL 3rd, 2020

1st Choice: # _____ Title _____ Fee \$ _____

2nd Choice: # _____ Title _____ Fee \$ _____

3rd Choice: # _____ Title _____ Fee \$ _____

SATURDAY, APRIL 4th, 2020

1st Choice: # _____ Title _____ Fee \$ _____

2nd Choice: # _____ Title _____ Fee \$ _____

3rd Choice: # _____ Title _____ Fee \$ _____

ONE PERSON PER FORM PLEASE

METHOD OF PAYMENT: ☐ Check ☐ Money Order ☐ Visa ☐ MasterCard

If sending a check, make it payable to NAME Portland 2020 for your first choice selection.

Name _____ Email _____

Address _____ Phone (____) _____

City _____ State _____ Zip _____

IF YOU ARE USING A CHARGE CARD:

Card # _____ Exp Date _____

Signature (required if using charge card) _____

Workshops are filled on a first come, first served basis according to time of arrival of registration forms. First-day arrivals (all those **postmarked** on or before **Nov 15th** regardless of order received) will be registered first. **Nov 16th** postmarks will be second-day and processed next, etc. If there are more first-day postmarked registrants than space will allow, those registrations will go to a lottery. If your first choice is full and you have indicated other choices, you will be registered in your next choice if space is available, otherwise you will be put on a waitlist for that first choice. Fee adjustments will be made if necessary. If you are placed on a waiting list, your check will be held. If you do not get into the wait-listed workshop, your check will be returned or shredded following the Houseparty.

Please mail to: NAME 2020 Portland Houseparty ▪ PO Box 69 ▪ Carmel, IN 46082

Come Fly with Me • NAME 2020 Region N-3 All Scale Houseparty • Portland, OR



Passport to Fun!

Thursday Evening April 2, 2020
7:00 PM to 10:00 PM
Cost to participate: \$60.00



This wonderful project is brought to you from 3 different artisans. A collaboration of minds, to separate destinations, in 3 different scales, through the same passport!

Ruth Stewart will be providing a trip to Japan. This 1:12 Japanese Noodle Shop will make you want to go to go back for seconds.

Robin Betterley will take you to a 1:24 London where you will sit and gaze at the scenery as you sip tea and wait for your double decker bus to take you around the city.

Debbie Young will travel with you to anywhere you want to go in 1:48! This cute tourist shop can be modified to any destination, the decision is yours and while your there don't forget to pick up your souvenirs!

Sign up now! You won't want to miss out (Special things in store!)

For questions please contact Carleen Brown at petecar55@yahoo.com

"Passport To Fun!" Thursday Evening Workshop **Registration Fee: \$60.00**

ONE FORM PER PARTICIPANT, PLEASE

METHOD OF PAYMENT: ☐ Check ☐ Money Order ☐ Visa ☐ MasterCard

Name _____ Email _____

Street Address _____ Phone (____) _____

City/State/Zip _____

IF YOU ARE USING A CHARGE CARD:

Charge Card # _____ Exp. Date _____

Signature _____

Please make a SEPARATE CHECK payable to "NAME Portland 2020" and send to:
NAME Portland 2020, PO Box 69, Carmel, IN 46082

Come Fly With Me · NAME 2020 Region N-3 All Scale Houseparty · Portland, OR



Theme Luncheons



Saturday, April 4th, 2020 12:00 PM - 1:30 PM

TLS1 – Christmas Traditions Around the World by Georgia Queen & Jean Lierman

\$77

Join Georgia and Jean, GJ's Christmas Trees (out of retirement for this special luncheon) and learn about Christmas traditions around the world. We have ALWAYS loved Christmas and couldn't resist one more event! We're also having an ugly sweater contest (a new American tradition) so be sure and go shopping at Christmas time. The contest will be judged by some VERY famous airline stewardesses. AND, OF COURSE, it wouldn't be GJ's without a Christmas Tree. You will receive a 1/4" scale tree (which can be set in a 1" setting as a table top tree) which is being made especially for this event. You won't be disappointed! AND what would a Christmas luncheon be without gifts-----be amazed!!!!

TLS2 – Wake and Take with Debbie Young by Debbie Young

\$179

I always intended to give away my house kit samples at the Wake and Take – you come, share a nice memory and take a sample. It just occurred to me that, while I am now old, many of you are older. So.... I decided to do it now (well...with a twist). We are going to play pirate with my kit samples. You won't know which one you are getting.... but it will definitely be a finished, furnished and accessorized house of mine. You will have your choice of opening a surprise – or stealing one that is already opened. It is going to be sooooo much fun!

TLS3 – Faux Finish Tips and Tricks by Angelika Oeckl

\$84

I will share my experience with different faux finish techniques and materials. I will explain how to make aged and peeling or cracking paint, salt wash or the effect of many layers using aged paints. I will explain faux wood, faux zinc, faux aged copper and faux rust. I will show how to make thin faux leather and explain different methods of decals and image transfers to any kind of surfaces. I am also showing my newest discovery on how to age a dollhouse mirror. Each attendee will get a folder with 14 pages of different faux techniques described in step by step instructions and images. Each attendee will also receive two gifts.

TLS4 – Layers of Detail by Lisa Engler

\$99

Come join Lisa to discover some techniques to make a setting that draws you in and makes you truly examine the fine details. Too many times clutter reigns free and muddles the effect. Detail in layers adds up and creates a beautiful composition that will tell a story. Come for lunch and a lot of information that will help you create a masterpiece. You will receive a special 1" gift that Lisa will create just for this event.

Theme Luncheon Registration Form

Luncheon registration opens on November 15, 2019.

All registrations postmarked on or before that date will be considered first-day arrivals.

~ No refunds after February 3, 2020. ~

1st Choice: # _____ Title _____ Fee \$ _____

2nd Choice: # _____ Title _____ Fee \$ _____

3rd Choice: # _____ Title _____ Fee \$ _____

One person per form please.

METHOD OF PAYMENT: ☐ Check (made out to: **NAME Portland HP**) ☐ Money Order ☐ Visa/MasterCard

Name _____ E-mail _____

Address _____ Phone (_____) _____

City _____ State _____ Zip _____

CHARGE CARD PAYMENT ONLY

Credit Card # _____ Exp. Date _____

Signature (if using charge card) _____

Theme Luncheons are filled on a first come, first served basis according to time of arrival of registration forms. First-day arrivals (all those **postmarked** on or before **Nov 15th** regardless of order received) will be registered first. **Nov 16th** postmark will be second-day and processed next, etc. If there are more first-day postmarked registrants than space will allow, those registrations will go to a lottery. If your first choice is full and you have indicated other choices, you will be registered in your next choice if space is available, otherwise you will be put on a waitlist for that first choice. Fee adjustments will be made if necessary. If you are placed on a waiting list, your check will be held. If you do not get into the wait-listed theme luncheon, your check will be returned or shredded following the Houseparty.

Come Fly With Me • NAME 2020 Region N-3 All Scale Houseparty • Portland, OR



Advanced Table Seating



We know that many of you are traveling together or plan to meet friends from all over the world at the Houseparty and would like to sit together for the meal functions. It is our goal to accommodate your seating preferences. When you fill out this form, please be sure that everyone you list agrees to this arrangement and that no one is part of another seating group. **Please send only one form per group.** The maximum number is 10 per table; however you do not have to fill a complete table. **One of the 10 spaces will be designated for the hostess.** You may choose your own table hostess by having the hostess complete the Table Hostess Form and by indicating that she would like to be the hostess for your group. Otherwise, a hostess will be provided for each table. If you have no seating preference, please indicate that on this form or there will be on-site seating registration where you can choose a table that still has available spaces once you arrive.

The Saturday Night Table Favors and Gift Exchange have become a tradition. The **Table Favors** should have an approximate value of \$3 to \$5. If you wish to participate, you should bring one favor for each of the 9 other people at your table. If everyone at your table participates, you will receive 9 favors in return. The **Gift Exchange** items should be valued at approximately \$10 to \$15. You bring only one exchange gift. If you bring a gift, you will receive a gift. Both exchanges are entirely optional.

Please return this form by **January 24, 2020**, to:

Pat Perry

Email forms to: **paperry@shaw.ca**

or mail to:

Ruth Stewart

24121 Buck Bridge Rd

Fort Benton, MT 59442

----- Please **do not** return this form to the NAME Office. Send to address above. -----

Advanced Table Seating Request Form

Please PRINT names, including your own.

Seat 1 <u>Hostess/Host</u>	Seat 6 _____
Seat 2 _____	Seat 7 _____
Seat 3 _____	Seat 8 _____
Seat 4 _____	Seat 9 _____
Seat 5 _____	Seat 10 _____

Physical Limitations or Food Allergies _____

Table Type (**check only one**): No Exchange ☐ 1/144"Scale ☐ 1/4" Scale ☐ 1/2" Scale ☐ 1" Scale ☐
No preference ☐

Name _____ Email _____

Street Address _____ Phone(_____) _____

City _____ State _____ Zip _____ Cell (_____) _____



Door Prizes



Door Prizes are a wonderful part of any Houseparty, especially if there are enough for everyone to receive one. Isn't it delightful to hear your number called and realize you're about to receive an unexpected gift?

With that in mind, we are asking for your help, along with your club members and other mini friends to donate a door prize(s).

The guidelines are simple:

1. Door Prizes do not need to be theme related and can be in any scale.
2. The value of each Door Prize should be between \$10 and \$50.
3. Door Prizes should be unwrapped and identified with your name and address.
4. Think of Door Prizes as a gift that you would be proud to give, and thrilled to receive.

Please complete and return the form below by **January 24, 2020** to be recognized in our Souvenir Book. (You are welcome to still donate after this date, but it won't be recognized.) Mail this completed form to:

Rosie Shipman
1221 Madison Street
Wenatchee, WA 98801
509-670-4615

If you would like more information about door prizes, call **Rosie** at: 509-670-4615
or email at: minirose@nwi.net

----- Please do not return this form to the NAME Office. Send to address above. -----

Yes, I will be a Door Prize (s) Contributor for the 2020 Come Fly With Me Houseparty

Name _____ Email _____

Address _____ Phone _____

City _____ State _____ Zip _____

Approximate value of Door Prize: _____

Description/Number of Door Prizes (please include scale):

_____ I will bring the item(s) to the Houseparty.

_____ I will ship the item(s) to the above address by **January 24th**.

Come Fly With Me • NAME 2020 Region N-3 All Scale Houseparty • Portland, OR



Exhibits



We welcome you to exhibit your miniatures in the Exhibit Room during the N-3 Regional Houseparty Come Fly With Me on April 3-5, 2020. Please plan to bring your houses, room boxes, domes, breakaways, vignettes, shops or any other imaginative settings you have created. Exhibits cannot be for sale nor can they be shown as an example of the exhibitor's work with the intent of the exhibitor to solicit orders.

We would like you to leave your Exhibit in place until the end of Sunday's Public Day; however, advanced provisions may be made for early removal on Saturday for those leaving immediately following the Sunday Brunch. The Exhibit area will be locked and monitored when closed. Volunteer monitors will be present during viewing times. We will provide table covers and electrical power, but you must supply your own heavy duty extension cords and any special portable lighting, risers or draping if needed.

Please complete the form below (one form per Exhibit; form may be copied for additional Exhibits) and mail by March 1st, 2020 to the Exhibits Chairman (Applications after March 1st, 2020 are accepted on a space available basis):

Marla Nulph
15316 3rd Drive SE
Mill Creek, WA 98012-5399

Questions please email or call: Email or call with questions: mjn_453@comcast.net or 425-918-1669

----- Please **do not** return this form to the NAME Office. **Send to Marla at address above.** -----

Name: _____ E-Mail: _____

Street Address: _____ City/State/Zip: _____

Phone Number (Home) _____ (Cell) _____

**Please print or write a brief description of your exhibit on the back of this form (I.E. outstanding features, antiques, etc.)
A card containing your name and interesting facts from this information will be displayed with your exhibit.**

Title of Exhibit _____

Type of Exhibit: House _____ Room box _____ Other (explain) _____

Scale: 1" _____ 1/2" _____ 1/4" _____ 1/144th _____ Other _____ Size: Width across front _____ Depth _____ Height _____

Is this exhibit part of a group/club? Yes _____ No _____ If yes, name of group/club _____

Exhibit made by (if different from Exhibitor) _____

Best viewing: Front Only _____ Front and Sides (no back view) _____ All Sides _____

Other - please explain: _____

Do you require electricity? Yes _____ No _____ **(Bring your own heavy duty extension cord, labeled with your name.)**

Do we have your permission for Chairmen or Committee to remove cover for photographing? Yes _____ No _____

I need to remove my exhibit at a scheduled time on Saturday. Yes _____ No _____

****I understand that I must be registered for the Houseparty to contribute an Exhibit! Initial here _____**

The National Association of Miniature Enthusiasts (NAME), its staff and members of the Houseparty Committee shall not be responsible for loss or damage to miniatures placed on display in the Exhibit Room Area. I understand that I will sign a liability release form when I deliver my Exhibit(s).

Signature _____ Date _____



Gold Star Volunteers



The Gold Star volunteer program allows you to earn a Gold Star Pin for **volunteering a minimum of two hours during the Houseparty**. If you volunteer for multiple jobs, it will be greatly appreciated, but you will be given only one Gold Star Pin. Please consider being a part of the Houseparty 'Behind the Scenes Workforce' by completing and returning this form to be a Gold Star Volunteer. *If you prefer a volunteer job that allows for sitting, please check the appropriate line on the form below.* First timers are not only welcome, but are encouraged to volunteer, as this is a great way to meet other miniaturists. Remember to check the enclosed Houseparty Schedule to determine your availability. Your volunteer schedule will be included in the packet you receive at Registration; however, if you include your email address, we will confirm your volunteer assignment in advance. Please return your form by **January 24th, 2020**, so that you can be formally acknowledged. However, we will accept forms up to and at registration.

Please complete the form below and send to:

Joane Forsstrom

12185 NW Big Fir Ct.

Portland, OR 97229-3909

jsforsstrom@gmail.com

503-644-7997

----- Please **do not** return this to the NAME Office. Send to address above. -----

Gold Star Volunteers

Name _____ Email _____

Address _____ Phone (____) _____

Cell: (____) _____ City _____ State _____ Zip _____

Expected Arrival Date _____ Expected Departure Date _____

I am available to work these days/times _____

Please number in order of preference:

____ Sales Room ____ Exhibit Room ____ Operations

____ Registration ____ Silent Auction ____ Mini Swap

____ Registered Workshops ____ Pre-Convention Workshops ____ Roundtable Workshops

____ Houseparty Helpers ____ Hospitality Room ____ Theme Luncheons

____ Please choose for me – wherever you need me. I am: ____ an early bird ____ a night person

____ I am willing to work more than 2 hours! ____ Please assign me to a job where I can work seated.

(see next page for job descriptions)

WHAT DO GOLD STAR VOLUNTEERS DO?

Exhibit Room - Assist in checking in exhibits and placing them for display during the hours designated for Exhibit Room set up. Monitor the Exhibit Room during open hours to prevent handling of exhibits. Assist in checking out exhibits at the end of the Houseparty.

Hospitality Room - Make other attendees feel welcome. Assist the Hospitality Room Chairman as instructed. Demonstrate the "make it and take it" project if there is one.

Houseparty Helpers - Assist at the Registration Table to accept donations. Assist in set up of Houseparty Helpers and their ticket boxes during the hours designated. Assist with boxing up donations and preparing them for distribution prior to the Saturday night banquet. Assist in distributing Houseparty Helpers to winners.

Mini Swap – Help set up room for Swap. Help set up bags for swap. Assist with checking in participants.

Operations - Help set up workshop rooms each evening for the next day's events by covering tables with plastic, putting out bags at each table for trash and distributing signage. (This may need to be done in the early morning if rooms are not available the night before). Monitor access to unlocked areas at various times throughout the week.

Pre-convention and Registered Workshops - Distribute class lists and evaluation forms to each workshop at the beginning of the day and collect evaluation forms at the end of the day.

Registration - Assist at Registration Table to check in registrants and give them their registration packets, tote bags or souvenir books.

Roundtable Workshops - Direct workshop presenters to their sales and workshop locations. Monitor doors to prevent early entry of participants. Sell kits for presenters who do not have an assistant to do so. Provide water for presenters, as needed.

Sales Room - Monitor Sales Room during the hours designated for set up to help ensure that only authorized persons gain entrance to the room. Monitor sales room during open hours to deter theft. Provide water and purchase & deliver food for dealers as needed.

Theme Luncheons - Check in attendees and obtain necessary signatures. Distribute and collect evaluations.



Welcome Aboard!



Passengers, may we please have your attention while we demonstrate to you some of the features of the Hospitality Lounge.

We will be offering complementary drinks and snacks during your visit as long as the captain hasn't turned on the fasten seatbelts sign.

Should you feel a sudden spike in pressure, (blood, peer, or otherwise) please take advantage of a quick and relaxing chair massage provided by a licensed massage therapist. Remember, if you are traveling with another person, please help yourself before assisting others.


For your in flight entertainment, we offer a variety of table games, cards, and coloring books.

In the unlikely event of boredom, we will have exciting contests to buoy your enthusiasm.

Join our frequent fliers club and come back every day to complete special make and take projects.

Put your tray tables and seat backs in the upright position, sit back, relax, and enjoy the ride.

Kris and Lynn, aka the Hospitality Committee





Our Charity: Henderson House



Come Fly With Me Committee has chosen the Henderson House as it's charity. This is a wonderful organization providing culturally aware outreach, education and services for victims of domestic and sexual violence through leadership, hope and respect for thriving families.

Please join us in providing many needed supplies for them to be able to help families and women in need. Donations are constantly needed for both their emergency shelter clients and support group clients, and regular office supplies for the advocacy center.

Wish List for the Henderson House:

Gift Cards: for phone services, gas, grocery, shopping or even Visa Gift Cards.

(Wonderfully easy thing to bring along if you don't have space!)

YTCA: Bus Passes for Day/Month

Supplies:

Diapers/wipes

Formula

Canned Food

Juice Boxes

Adult/Teen/Children: clothes, shoes, books, toys

Household Starter Kits: Dishes, pans, coffee pots, towels, first aid kits, silverware, cleaning supplies, etc.

Paper Products: Toilet paper, paper towels, etc.

Office Supplies: Office printing paper, 1"-3" binders, paper clips, pens, etc.

If you wish to read more about Henderson House please visit them at <https://www.hendersonhouse.org>

Donation boxes will be available in the Hospitality Room for monetary gifts
or any items you bring.

Thank you for your support in making this charity drive successful!





Host/Hostess



You are invited to serve as a host/hostess for "Come Fly With Me." We are looking for friendly, outgoing people who can make others feel welcome. Meals have always been one of the highlights of the NAME Houseparties, offering an opportunity to make new friends and get reacquainted with old friends to share our mutual love of miniatures. Meals are fun times packed with good food, favors, prizes, gift exchanges and souvenirs.

We are looking for friendly, outgoing people to act as hosts/hostesses to lead the fun at each table. The job includes:

1. You must attend all three meal functions.
2. You must attend a brief meeting at least a half hour prior to each meal for directions.
3. You will be asked to pick up a bag containing souvenirs and an attendance list.
4. You will greet each guest at your table, introduce them to each other, and make them feel welcome.
5. You must have a good time and smile a lot.
6. After the meal, you personally must return the attendance sheet, and souvenirs & gifts for table mates who did not attend the meal, to the Host/Hostess Chairperson. ***This is critical for Operations to confirm who the remaining souvenirs and gifts should be shipped to or held for.*** We appreciate your assistance in making our houseparty a success!

All Hosts/Hostesses will receive a Gold Star Volunteer Pin. If you would like to sit with a group of your friends and serve as a Host/Hostess, **please return the "Advanced Table Seating" form along with this form.**

*If this sounds like something you would like to do, please complete the form below & return by **January 24th, 2020** to:*

Pat Perry

Email form to: paperry@shaw.ca

Or Mail form to:

Ruth Stewart

24121 Buck Bridge Rd, Fort Benton, MT 59442

----- Please **do not** send this form to the NAME Office. Send to address above. -----

Host/Hostess

I would like to serve as a Host/Hostess for *Come Fly With Me* I prefer to host:

1" table _____ 1/2" table _____ 1/4" table _____ 1/144" table _____

Table with no exchange gifts/favors _____ No preference _____

Name _____ Email _____

Address _____ City _____ State _____ ZIP _____

Home Phone _____ Cell _____

I have previously served as a hostess _____ I have not served before _____

This is the first Convention or Houseparty I have attended: Yes _____ No _____



Meal Guest



Would you like your non-registered friend who travels with you to join you for the 3 main meals? NAME welcomes one guest to accompany you to our Opening Luncheon, Saturday evening Banquet and Sunday morning Brunch. Single meal attendance is not available.

You may sign your guest up to attend these meals for \$140.00. This fee is based on what each member pays in meal fees at registration, plus the fee the hotel is charging us for each meal, the gratuity for the meals, the per capita fee and a badge.

Meal guests are not granted entry into theme luncheons or any other convention activities. Meal Guests are not eligible to receive any committee gifts, door prizes, souvenirs or centerpieces. Your guest will be issued a colored "Meal Guest" badge by the steering committee which must be worn to gain entry to the banquet room and it will be included in your registration packet when you arrive in the registration area in Portland.

If you wish to include ONE guest, please return or email the completed form below, along with a payment of \$140.00 to the NAME Office no later than **January 1, 2020**. To avoid a \$25 cancellation fee, the cancellation deadline is **February 3, 2020**.

Please complete the form below and send to:

**NAME 2020 Portland Houseparty
PO Box 69
Carmel, IN 46082
317-571-8094**

Meal Guest

Registered Attendee Name _____

Email _____

Street Address _____

City _____ State _____ Zip _____

Phone (____) _____ Cell: (____) _____

Meal Guest Name _____

Special Seating Requirements (such as a walker or wheelchair) _____

Special diet requirements (Circle One) **Diabetic, Gluten Free or Other** _____

Participation in table exchanges: I wish to be seated at a table participating in the gift exchanges. By doing so, I am committing to bring a second set of (different than my own) pass around gifts and table exchange gift so that my guest can participate. Yes ____ No. ____



Care Giver



Do you travel with a care giver? If so, NAME welcomes your care giver to Portland. Your care giver can deliver you to any convention activity and pick you up afterwards. However, the care giver is not permitted to be seated at any meals or workshops. The care giver is welcome to assist you in the sales room, exhibit room, during round tables and the garage sale but is not permitted to shop.

If you will be bringing your care giver, please return or email the completed form below to the address below no later than **January 24th, 2020.**

Please complete the form below and send to:

**NAME 2020 Portland Houseparty
PO Box 69
Carmel, IN 46082**

Care Giver

Registered Attendee Name _____

Email _____

Street Address _____

City _____ State _____ Zip _____

Phone (_____) _____ Cell: (_____) _____

Care Giver's Name: _____

Email _____

Street Address _____

City _____ State _____ Zip _____

Cell: (_____) _____



Houseparty Helpers



The Houseparty Helper Committee for **Come Fly With Me** would like to invite you to **Fly High** with us by contributing a Houseparty Helper. Houseparty Helpers are always a big part of the Saturday Night Banquet fun, *and* a big part of funding for the fun we're having! They are seen (and drooled over) by all of the attendees so it is an ideal way to show off, but do it politely, lol.

Houseparty Helpers are items, any scale, valued at \$150 or more and can be donated by an individual, club, or business. The Houseparty Helper committee welcomes whatever items you'd like to donate but would especially appreciate something theme related.

If you wish to participate and be recognized in the Souvenir Book, please return or email the completed form below, along with a picture of your donation, to Cat Wingler no later than **January 24th, 2020**.

Please complete the form below and send to:

Cat Wingler/ Houseparty Helper Chair
4827 Coastal Dr SE, Southport, NC 28641
910-454-4248 or catwingler@ec.rr.com

*Houseparty Helpers may be **shipped** in advance of the Houseparty to:*

Jean Lierman
2767 NW Pinot Noir Dr, McMinnville OR 97128

----- Please **do not** return this form to the NAME Office. Send to address above. -----

Houseparty Helpers

Name _____ Email _____

Street Address _____

City _____ State _____ Zip _____

Phone (____) _____ Cell: (____) _____

Description _____

_____ I will bring the Helper to the Houseparty.

NOTE: please deliver in an appropriate box for transport home

_____ I will ship the Helper to Jean by **March 5, 2020**

Does your Helper include a cover? ☐ Yes ☐ No

Is your Helper electrified? ☐ Yes ☐ No

Scale () 1" ☐ 1/2" ☐ 1/4" ☐ 1/14" ☐ Other _____

Length _____ Height _____ Width _____



Mini Swap



For those of you who are new to the idea of a mini swap, it is an activity in which you swap miniatures that you have made for those that others have made. First, you must decide in which scale to participate. You may participate in more than one scale, but only once in each scale. If you wish to join in the fun, please complete this form and mail it to the address below by **January 24th, 2020**.

When you come to the Houseparty, bring 21 identical unwrapped items labeled with you. These should be completed items (no kits or printies please) and should be something that everyone, including you, would be happy to receive. Furthermore, the item should be of a value of at least \$5 each. 20 of your swaps will be used in the mini swap and the remaining item will become part of a Houseparty Helper. Pack each item in clear containers or bags (to be able to see that all items are the same) as compactly as possible and make sure your container can be closed or sealed. We don't want anything to fall out during the swap. Please label each one with your name, address and e-mail, so other participants will know who made the item. All swaps must be turned in by the last noted time on the schedule for participation.

Your swap items will be counted as you turn them in. Any items deemed to be "printies" or a number less than 21 will be returned to you, which will preclude you from participating in the swap. Please make sure you have prepared the correct number of non-printie, \$5 items. You will be issued a number when your items are accepted, along with a designated time and location to pick up your bag full of goodies. In the end, you will have 20 new surprises to take home!

When you receive your schedule at the registration table, please pay careful attention to the times we will be accepting swaps as well as when you should return to claim your filled bag. If you are late turning in your items, you may miss the chance to participate. Please note that you may not turn in swaps for a friend. All participants must turn in their OWN swaps.

If you have questions, please contact the swap chairmen:
Marcia Hudspeth (541)-689-1706 HnMHuds@aol.com

Please *mail* or *email* your completed form by **January 24th, 2020**, to:

Marcia Hudspeth
89839 Fir Butte Road
Eugene, OR 97402

----- Please **do not** return this form to the NAME Office. Send to address above. -----

MINI SWAP

Name _____ Email _____

Street Address _____ Phone (____) _____

City _____ State _____ Zip _____ Cell: (____) _____

Scale: () 1" () 1/2" () 1/4" () 1/14"



Roundtables

Application Deadline: December 2, 2019



We invite you to apply to teach a Roundtable Workshop at the NAME 2020 Region N-3 All Scales Houseparty, ***Come Fly With Me.*** A Roundtable Workshop is a “make & take” project which, under your supervision, can be completed in 30 minutes or less and costs no more than \$5.00. Each kit is to include an Instruction Sheet with assembly instructions, a photograph of the completed kit and the instructor’s name, address, phone number and e-mail address for student follow-up if needed.

There will be a sale period for all Roundtable kits before the actual Roundtable Workshops begin. A block of time will be set aside in the schedule for you to teach. You will need a helper to sell your kits. The helper may continue selling kits during the workshop time so you can give your undivided attention & instruction to those that have purchased your kit & wish to work on it there. The prototype which you sent with the application will be on display in a locked display case prior to the scheduled Roundtable sales time. You will need a second completed sample to display during sales so customers can see what you are selling and then to show your students during the workshop time.

Important to remember:

- **Roundtable instructor must be registered and present at the Houseparty to teach and sell the Roundtable. Cancellation or failure to attend the Houseparty voids acceptance as a Roundtable instructor.**
- **In the event you are unable to attend due to a last minute hospitalization or death of an immediate family member, you shall notify the NAME Office, the HP Chairman and the Roundtable Chairman if you wish to designate a registered attendee to sell the Roundtable kit for you. The designated seller shall be knowledgeable, have all necessary supplies and be prepared to teach the kit. NAME will not be held liable for any money transacted during Roundtable sales.**
- **The maximum cost of any roundtable shall not exceed \$5.**
- **A Roundtable teacher may have one item offered in multiple scales or two separate but related items in one scale only.**
- **Roundtable Instructors shall not take orders when they run out of kits. If an instructor runs out of kits during Roundtable sales, it is suggested that they take advantage of the Miniature Gazette Roundtable Option and inform their customers that information on ordering their kits will be in a future issue of the Gazette.**

Please consider donating your prototype and/or a kit to be placed with the other prototypes to become one of the Houseparty Helpers. If you are willing to do so, please check the appropriate box on the application form. Your generosity is greatly appreciated.

A finished prototype of the item(s) MUST accompany each application.

Your application and sample must be postmarked no later than December 2, 2019. Mail to:

Sherri Martin
11011 Bunk Foss Rd
Snohomish, WA 98290
206-355-6515
sherrimartin4@comcast.net

*A fee of \$20 is required by NAME to teach any workshop. If your Roundtable submission is accepted, you will receive an agreement form from the NAME office to complete and return with that \$20 fee. **Do not send money now!***

***Please do not return this form to the NAME Office.
Send to address above.***



2020 Region N-3 All Scales Houseparty Roundtable

Instructor Application

Multiple applications are permitted but **ONLY ONE SUBMISSION PER FORM PLEASE.**
Only one submission per person will be selected.



Name _____ E-mail _____

Address _____ Phone (____) _____

City/State/Zip _____

Please check only ONE line below.

I am applying to make/sell the following kit(s):

_____ **ONE** single item/set with no variations (*sets can contain several pieces sold together such as a hat & coat set; sofa & chair set; or a set of dishes*)

Name of Kit _____

Scale: _____

_____ **ONE** single item/set in up to THREE different scales (*no variation of color or style permitted*).

Name of Kit _____

Scales: _____ 1" _____ 1/2" _____ 1/4" _____ 1/144th _____ other

_____ **ONE** single item in TWO different colors **or** two different styles (*such as a toy in either a girl **or** boy version; a shelf in either dark wood **or** light wood; pansies in either blue **or** yellow*)

Name of Kit _____

Color/Styles: _____ OR _____

Scale: _____

_____ **TWO** items with similarly related themes (*such as a seagull **or** pier pilings; a structure **or** furniture for it; a shelf **or** accessories to go on it*)

Name of Kit #1 _____

Name of Kit #2 _____

Scale: _____

Cost of Kit \$_____ (\$5 or less)

Does your Roundtable require any supplies not listed on the NAME "Basic Toolbox" list in the packet? If so, you must provide those items for a reasonable number of students during the Roundtable workshop time.

If my Roundtable is accepted:

☐ Yes, I wish to donate the prototype I am sending with this application to be used as part of the Houseparty Helper drawing.

☐ No, I will pick up the prototype after the Brunch on Sunday. (It will be held in Operations.)

☐ Yes, I would like to donate a **kit** for a Houseparty Helper collection. (It will be picked up before Roundtable sales.)

If my Roundtable is wait listed:

☐ Yes, I still wish to donate the prototype I am sending with this application to be used as part of the Houseparty Helper drawing.

☐ No, I will pick up the prototype after the Brunch on Sunday. (It will be held in Operations.)



Mega Roundtables



Application Postmark Deadline: December 2, 2019

We invite you to apply to teach a Mega Roundtable Workshop at the NAME 2020 Region N-3 All Scales Houseparty, ***Come Fly With Me***. A Mega Roundtable Workshop is a “make & take” project which, under your supervision, can be completed in 2 hours or less and costs no more than \$10.00. Each kit is to include an Instruction Sheet with assembly instructions, a photograph of the completed kit and the instructor’s name, address, phone number and e-mail address for student follow-up if needed.

There will be a sale period for all Mega Roundtable kits before the actual Workshops begin. A block of time will be set aside in the schedule for you to teach. You will need a helper to sell your kits. The helper may continue selling kits during the workshop time so you can give your undivided attention & instruction to those that have purchased your kit & wish to work on it there. The prototype which you sent with the application will be on display in a locked display case prior to the scheduled Roundtable sales time. You will need a second completed sample to display during sales so customers can see what you are selling and then to show your students during the workshop time.

Important to remember:

- **Mega Roundtable instructor must be registered and present at the Houseparty to teach and sell the Mega Roundtable. Cancellation or failure to attend the Houseparty voids acceptance as a Mega Roundtable instructor.**
- **In the event you are unable to attend due to a last minute hospitalization or death of an immediate family member, you shall notify the NAME Office, the HP Chairman and the Mega Roundtable Chairman if you wish to designate a registered attendee to sell the Mega Roundtable kit for you. The designated seller shall be knowledgeable, have all necessary supplies and be prepared to teach the kit. NAME will not be held liable for any money transacted during Mega Roundtable sales.**
- **The maximum cost of any Mega Roundtable shall not exceed \$10.**
- **A Mega Roundtable teacher may have one item offered in multiple scales or two separate but related items in one scale only.**
- **Mega Roundtable instructors shall not take orders when they run out of kits. If an instructor runs out of kits during Mega Roundtable sales, it is suggested that they take advantage of the Miniature Gazette Mega Roundtable Option and inform their customers that information on ordering their kits will be in a future issue of the Gazette.**

Please consider donating your prototype and/or a kit to be placed with the other prototypes to become one of the Houseparty Helpers. If you are willing to do so, please check the appropriate box on the application form on back page. Your generosity is greatly appreciated.

A finished prototype of the item(s) MUST accompany each application.

Your application and sample must be postmarked no later than December 2, 2019. Mail to:

Sherri Martin
11011 Bunk Foss Rd
Snohomish, WA 98290
206-355-6515
sherrimartin4@comcast.net

A fee of \$20 is required by NAME to teach any workshop. If your Mega Roundtable submission is accepted, you will receive an agreement form from the NAME office to complete and return with that \$20 fee. Do not send money now!

Please do not return this form to the NAME Office.
Send to address above.

****Application is on the back****



2020 Region N-3 All Scales Houseparty Mega Roundtable

Instructor Application

Multiple applications are permitted but **ONLY ONE SUBMISSION PER FORM PLEASE.**
Only one submission per person will be selected.



Name _____ E-mail _____

Address _____ Phone (____) _____

City/State/Zip _____

Please check only ONE line below.

I am applying to make/sell:

_____ ONE single item/set with no variations (*sets can contain several pieces sold together such as a hat & coat set; sofa & chair set; or a set of dishes*)

Name of Kit _____

Scale: _____

_____ ONE single item/set in up to THREE different scales (*no variation of color or style permitted*).

Name of Kit _____

Scales: _____ 1" _____ 1/2" _____ 1/4" _____ 1/144th _____ other

_____ ONE single item in TWO different colors **or** two different styles (*such as a toy in either a girl **or** boy version; a shelf in either dark wood **or** light wood; pansies in either blue **or** yellow*)

Name of Kit _____

Color/Styles: _____ OR _____

Scale: _____

_____ TWO items with similarly related themes (*such as a seagull **or** pier pilings; a structure **or** furniture for it; a shelf **or** accessories to go on it*)

Name of Kit #1 _____

Name of Kit #2 _____

Scale: _____

Cost of Kit \$ _____ (\$10 or less)

Does your Mega Roundtable require any supplies not listed on the NAME "Basic Toolbox" list in packet? If so, please provide those items for a reasonable number of students during the Mega Roundtable workshop time.

If my Mega Roundtable is accepted:

☐ Yes, I wish to donate the prototype I am sending with this application to be used as part of the Houseparty Helper drawing.

☐ No, I will pick up the prototype after the Brunch on Sunday. (It will be held in Operations.)

☐ Yes, I would like to donate a **kit** for a Houseparty Helper collection. (It will be picked up before Mega Roundtable sales.)

If my Mega Roundtable is wait listed:

☐ Yes, I still wish to donate the prototype I am sending with this application to be used as part of the Houseparty Helper drawing.

☐ No, I will pick up the prototype after the Brunch on Sunday. (It will be held in Operations.)



Silent Auction



You are invited to attend the Come Fly With Me Silent Auctions that will be held during the Houseparty. Enjoy the excitement of finding that “can’t live without” treasure. The thrill of winning is exhilarating and you are helping NAME have a successful fundraiser. We wouldn’t be here without the generosity of our members!

We also invite you to go through your collections. Maybe there are some pieces you’ve enjoyed for years and can now part with for a good cause. Auction donors will receive a receipt for their donation. NAME is a not-for-profit corporation, and the value of your donation might be tax deductible, please consult your tax advisor for details.

If you have questions, please contact:

Rhonda Keef by phone at (864) 313-1922 or email minicollector@yahoo.com

You may choose to mail or email your completed form by **January 24th, 2020** to:
If any questions on how to donate larger items please contact Rhonda for more information:

**Rhonda Keef
16 S. Antigo Court
Greer, SC 29650**

----- Please **do not** return this form to the NAME Office. Send to address above. -----

Silent Auction

Name: _____ E-mail _____

Phone: () _____ Address: _____

City/State/Zip Code: _____

Description of item(s) I will donate and approximate value: _____

_____ I will bring the item(s) to the Houseparty.

_____ I will ship the item(s) to Rhonda Keef at the address below by **March 2nd, 2020**.

**Rhonda Keef
16 S. Antigo Court
Greer, SC 29650**



Souvenir Book



NOTE: Souvenir Books will be given out at registration.

An ad in the 2020 N-3 Regional Houseparty Come Fly With Me Souvenir Book is a wonderful opportunity to advertise your business, recognize your club, or give a special message to someone. The Souvenir Book will reach all registrants at the Houseparty. Many attendees save their books for use after the convention, not only to savor memories but as a **resource guide** to dealers and supporters.

Ad Rates and Sizes: (no color ads)

Full Page (4.5 " x 7.5")	\$50.00
Half Page (4.5" x 3.5 ")	\$35.00
Business Card (3-1/2" x 2")	\$15.00

Check Souvenir Book Special Form for more options.

- Ad must be camera ready (submitted in a JPG format if submitting digitally). ***preferred**
- Do not fold, staple or paper clip hard copy ads that are mailed.
- Ad must be received by **February 15th, 2020**.

Ad may be submitted in digital format to **Jean Lierman** at tojean@frontier.com

To reserve your space, send ad, payment, and contract by **February 15th, 2020** to:

Jean Lierman
2767 NW Pinot Noir Drive
McMinnville, OR, 97128
tojean@frontier.com
971-259-3596

----- Please **DO NOT** return this form to the NAME Office. Send to address above. -----

2020 Souvenir Book Advertising Contract

METHOD OF PAYMENT: ☐ Check ☐ Money Order (payable to **NAME 2020 Portland HP**)

Name _____ Email _____

Address _____ Phone (____) _____

City _____ State _____ Zip _____

Total Amount Enclosed: \$ _____

Amount Enclosed: [☐] Full Page \$50 [☐] Half Page \$35 [☐] Business Card \$15

Come Fly With Me - NAME 2020 Region N-3 All Scale Houseparty - Portland, OR



Souvenir Book Special



COME FLY WITH ME

April 3rd – 5th 2020

Portland, OR



Region N-3 is hosting the 2020 NAME Regional Houseparty Come Fly With Me, and we would like to give you the opportunity to recognize a special individual or maybe a club. Read on to be a part of the Come Fly With Me Souvenir Book which reaches all attendees and is usually kept for a reference of the Houseparty events.

<i>London</i>	<i>Paris</i>	<i>The Caribbean</i>
		
Special someone!!	Special someone!!	Special someone!!

Did you ever dream of sending someone on *THAT DREAM VACATION* as a special THANK YOU? Well now you have the opportunity! A virtual trip to London or Paris or The Caribbean. This is your chance to give that **friend** (Who Never Gets The Recognition He/She Deserves); a **teacher** (Who Made That Class You Took So Wonderful); a **dealer** (Who Went Above And Beyond [when you needed something special for a project]); a **NAME officer** (Who Dedicates More Hours Than You Can Imagine); or how about a **steering committee member** (Who Helped Get This Houseparty Organized).

For the small donation of \$5, you can list that *Thank You Trip* in the 2020 Souvenir Book. Your donation helps with the cost of the Souvenir Book (Which over the years has grown substantially) **and you, as the giver, will receive a special thank you gift in the Hospitality Room at the Houseparty.**

Fill in the form at the bottom and mail with your check for \$5 .00 (made payable to NAME) NO LATER THAN Feb 15, 2020 TO	Jean Lierman 2767 NW Pinot Noir, McMinnville, OR 97128
---	---

----- Please do not return this form to the NAME Office. Send it to the address above. -----

Vacation Trip Going To- Name: _____ Trip To: _____

Your Information: Name: _____ Phone: _____

Email: _____

If you have questions, you can contact Jean by email at tojean@frontier.com/phone 503-472-2054



Basic Toolbox List



Here is a list of items you may want to include in your basic toolbox. This is only a suggested list - there may be additional items you want to add or some you may not want to include at all. However, these are generally the things an instructor will expect you to have with you. If you need specific tools beyond this list, your instructor should let you know in advance. Your tool box will evolve over time and reflect your personality as you make your miniature creations.

X-acto knife with #11 blades	Sandpaper (medium/fine)	Small cutting mat
Small notebook and pencils	Needle nose pliers	Paint brushes- various sizes & styles
2 pair scissors (paper & fabric)	Masking tape	Small spring clamps
12" and 6" cork-backed rulers	Tacky Glue	Fine point tweezers
Toothpicks	Emery Boards	Glue spreader/old hotel keycards

You may wish to bring a work light and extension cord as hotel lighting isn't always the best for Miniaturing.

Below are additional supplies that you may find are helpful to have:

Steel wool 0000	Rubber gloves	Mouse pad
Wire cutters	Wood glue	Small screw drivers
Pin vise and drill bits	Cement for plastic	Container(s) for project
Utility knife	Plastic "zip" bags	Pins, needles, thread
Super glue	1" foam brush	Wax paper
Squaring jig or Legos	Damp cloth or wipes	Small bar clamps
Small T-square or right angle	Q-tips	Miter box & saw or a chopper
Band-Aids	Ball stylus	Black "Sharpie" marker

BASIC SKILLS

These are considered the basic skills necessary for a productive, enjoyable workshop experience:

1. Use basic tools confidently
2. Cut accurately with an X-acto knife
3. Read rulers and mark lengths accurately
4. Have knowledge of basic glues and how to apply them
5. Know how to paint smoothly

When asked to list the skills needed beyond the basic ones, most instructors reply that they would be more than prepared to teach whatever their students do not know how to do. What they would like students to have are some "Opens" – open minds, open hearts, open eyes, open ears and an open -----

SMILE



Tote Bag



Come Fly With Me in Portland, OR as we travel the globe. It is always more fun when you make a generous donation of a tote bag favor. And remember, we welcome any scale.

Tote Bag favors are small, inexpensive, well-crafted gifts donated by clubs or individuals and given to each registrant. We will be filling **250** Tote Bags. We realize that not everyone will be able to donate 250 items, but we would appreciate a minimum of 100 of any one favor. Though the form should be mailed by **January 24th**, **you should plan for your favors to arrive at my address no later than Feb 24th, 2020**. We must have time to fill the bags.

Anything you can dream up to travel the world, such as:

Airline tickets

Luggage

Backpacks

Handbags

Shopping bags

Cellphone,

Credit cards

Passports

Camera

Airplanes

Post cards

Luggage tags

Photo Album

Sunscreen

Toiletry bag

Swimsuit

Fanny Pack

Money - Foreign

Travel brochures

Maps

Flags

And of course, any thematic favor you wish to create & donate is appreciated!

To receive recognition in the souvenir book and to let us know you intend to participate, please complete and return the form below **by January 24th, 2020 to:**

Pamela Teal

308 W. Gregory Rd.

Central Point, OR 95702

541-678-0573 or pcteal@yahoo.com

----- Please DO NOT send this form to the NAME office. *SEND TO THE ADDRESS ABOVE* -----

TOTE BAG FAVORS

Name _____ E-mail _____

Address _____ Phone (____) _____

City _____ State _____ Zip _____

Description of Favor _____ Quantity _____

Thanks for sharing your time & talent. Tote bag favors must be received at Pamela's address by Feb 24th, 2020.



Area Attractions

Portland and the surrounding areas have some wonderful things to offer, check them out!



The Evergreen Aviation & Space Museum

An aviation museum which displays a number of military and civilian aircraft and spacecraft, most notably, the Hughes H-4 Hercules, popularly known as the Spruce Goose.

Address: 500 Northeast Captain Michael King Smith Way, McMinnville, OR

Phone: 503-434-4185

OMSI

OMSI is ranked as one of the top science centers in the United States and has an international reputation for its innovative exhibits and educational programs.

Address: Oregon Museum of Science & Industry, 1945 SE Water Ave in Portland, OR

Phone: 503-797-4000

Lan Su Chinese Garden, Portland

Portland is twinned with Suzhou in the Jiangsu province of China, Suzhou is famous for its Ming Dynasty Gardens which are incredibly beautiful. The Lan Su Garden is currently the most authentic Chinese Garden outside of China. The garden is walled and once you are inside you feel like you have left the United States and been transported into China. You can explore Chinese Culture, their way of thinking and history. The name of the garden is translated to mean "Garden of the Awakening Orchids." A few hours in this garden can leave you feeling revitalized and refreshed.

Address: 239 Northwest Everett Street, Portland, OR

Phone: 503-228-8131

Pittock Mansion

The Pittock Mansion is in the hills to the west of Portland and it is a beautiful home that is absolutely worth a visit. The Mansion was built in 1909 as the home of Henry Pittock and his wife. The mansion has 46 rooms and sits within 46 acres of land. The property is now owned by the city of Oregon. The mansion was opened to the public in 1965 and approximately 80,000 people visit each year. The property sits at 1,000 feet above sea level allowing a 360 view of Portland, Mt Hood, Mt. St. Helens, and Mt. Baker.

Address: 3229 NW Pittock Dr., Portland, OR

Phone: 503-823-3623

Powell's Books

Powell's City of Books is the largest used and new bookstore in the world, occupying an entire city block and housing approximately one million books. The City of Books has nine color-coded rooms and over 3,500 different sections, offering something for every interest, including an incredible selection of out-of-print and hard-to-find titles.

Address: 1005 W. Burnside St. Portland, OR

Phone: 800-878-7323 *Store Hours:* 9am – 11pm

Washington Park in Portland (Portland Zoo)

Zoo, Rose Gardens, Children's Museum, Forestry Center, Hoyt Arboretum

Various ways to get there, see website. Transportation is available within the park.

Web site: explorwashingtonpark.org

The Willamette Valley

The Willamette Valley, Oregon's leading wine region, has two-thirds of the state's wineries and vineyards and is home to more than 500 wineries. It is recognized as one of the premier Pinot Noir producing areas in the world. Talk to Georgia Queen or Jean Lierman about their favorites (they live in the middle of the valley).

Georgia Queen: georgiaq@aol.com *Jean Lierman:* tojean@frontier.com



Area Attractions

continued



Japanese Gardens in Washington Park

The Japanese Garden in Portland should be on every visitors list. It stretches out over five and a half acres and is split into five very distinct areas. The thinking behind the Japanese garden is that one should feel peace, harmony and tranquility when they enter. Japanese gardens have a lot of culture and history to them. As you move from one area to another the feeling of tranquility follows you. Many hours can be spent exploring the garden and admiring the beautiful ponds, trees and bridges.

Address: 4033 SW Canyon Rd., Portland, OR

Phone: 503-319-0999

Vista Hot Air Balloons

A 3 Hour hands on adventure including an approximately 1 hour hot air balloon flight and a gourmet brunch. Fly in one of seven balloons which carry from 2-10 guests each, gaze out at 10 volcanoes on a clear day, skim the Willamette River, and look out at the other balloons around you.

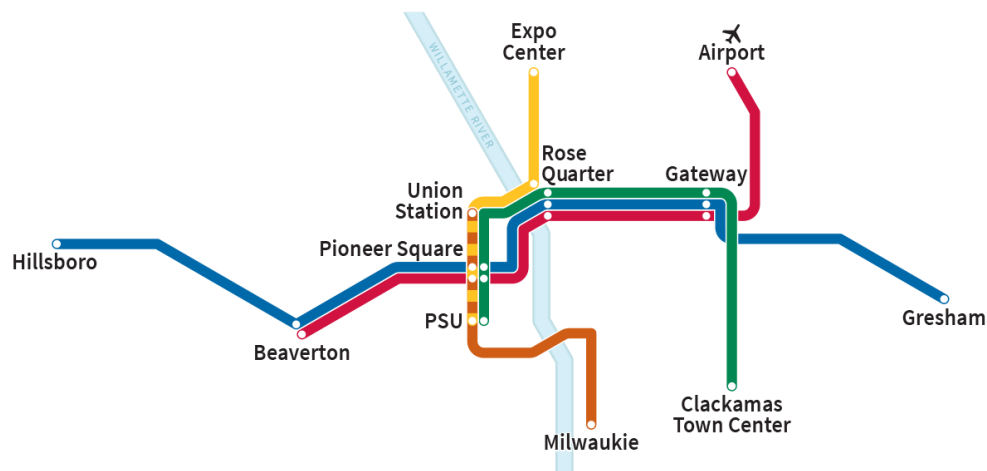
Website: vistaballoon.com

Address: 1050 Commerce Pky., Portland, OR

Phone: 503-625-7385

MAX transportation is available at: The airport and at Cascade station. Cascade station is full of places to eat too!

Hotel shuttle (if not busy) will take you to airport to catch the MAX to head downtown. Cascade Station is a mile away with lots shopping and restaurants.



Georgia Queen and Jean Lierman's Favorite Places to Eat:

Salty's On The Columbia (close to Hotel)

Address: 3839 NE Marine Drive, Portland

Phone: 503-288-4444

Pine State Biscuit (fun for breakfast and lunch)

Address: 2204 NE Alberta St, Portland, OR

Phone: 503-477-6605

Voodoo Donuts (The magic is in the hole!)

Address: 22 SW 3rd. Ave, Portland, OR (Old Downtown)

Phone: 503- 241-4704



Dealer List

NAME Region N-3

All Scales Houseparty

Portland, OR

April 3-5, 2020



A&R Miniatures

Alvin & Rose Schultz
Newbury Park, CA
alvinschultz@verizon.net
www.arminiatures.com

Angelika's Minis

Angelika Oeckl
Everett, WA
aoeckl@yahoo.com
www.etsy.com/shop/angelikasminis

Aristocratic Attic

Julia Stewart
Shoreline, WA 98177
jthoreson77@gmail.com
<https://www.etsy.com/shop/aristocraticattico>

BJ Miniatures

Bruce & Judy Steinke
Sandy, UT
bjminis@bjminis.com
www.bjminis.com

Bridget McCarty Miniature Pets

Bridget McCarty
Monrovia, CA
aliceinteacup@yahoo.com
www.bridgetmccarty.com

Castle Crafts

Belinda McWilliams & Debi Drury
South Africa
info@castlecrafts.co.za
www.castlecrafts.co.za

Cat Winger

Cat Winger
Southport, NC
Catwinger1@gmail.com

Chris Okubo Originals

Chris Okubo
West Jordan, UT
chris@okubooriginals.com
www.creationcottage.etsy.com

Claire's Creations

Claire Downard
West Valley City, UT
minidownard@comcast.net

D. Sierck Ltd.

Debbie Heard
Lodi, CA
fjdebbie@aol.com
www.estimatedollhouseminiatures.com

Dollhouse Land

Laura Crain
San Juan Capistrano, CA
LauraCrain2@aol.com
Facebook Dollhouse Land

Gearbender Designs

Robert Argyll & Misty Black
Gresham, OR
angel.art@comcast.net
www.gearbenderdesigns.com

Heirloom Elegance

Abby Carlson
Rock Island, WA
heirloomeleganceac@gmail.com

Mini Knitting & Collectables

Helen Palenski
Auckland, New Zealand
Helen.p@xtra.co.nz

Moe Miniatures

Ruth Moe
Coupeville, WA
moeruth@gmail.com
www.moeminiatures.wordpress.com

NAME

Carmel, IN
name@miniatures.org
www.miniatures.org

Newton's Apple

Leslie Starker
Lake Oswego, OR
newtonsapple@comcast.net

Pat Boldt Dolls

Pat Boldt
McPherson, KS
patboldtdolls@cox.net
www.patboldtdolls.com

Petworth Miniatures

Gayle Baillargeon
Ontario, Canada
gayle@petworthminiatures.com
www.petworthminiatures.com

Robin Betterley's Miniatures

Shawn & Robin Betterley
Bangor, ME
shawn@robinbetterley.com
www.robinbetterley.com

Sherri MacRaild

Sherri MacRaild
Calgary, Canada
smacr@shaw.ca

Sally Manwell Miniatures

Sally Manwell
Liverpool, NY
SallyMmini@gmail.com

Seaside Miniatures

Alison Thomas
Hampshire, United Kingdom
seasideminis@btopenworld.com
www.seasideminis.co.uk

Stewart Dollhouse Creations

Ruth Stewart
Fort Benton, MT
ruth@stewartdollhousecreations.com
www.stewartdollhousecreations.com

The Quarter Source

Karen Benson
Jupiter, FL
KBMini@aol.com
www.thequartersource.com

Twin Heart

Pat Richmond
Los Angeles, CA
pat@twinheart.com
www.twinheart.com

Volker Arnold

Volker Arnold
Dresden, Germany
vasaw@gmx.de
www.va-holzkunst.de/

Young at Heart

Debbie Young
Nevada City, CA
yngathrt@gv.net
www.youngatheartminiatures.com



Hotel Info & Directions



Sheraton Portland Airport Hotel

8235 NE Airport Way, Portland, OR 97220
(503) 281-2500

To get our special room rate, please make your reservations at the link below:

<https://www.marriott.com/events/start.mi?id=1562176734957&key=GRP>

OR Call: 1 503-281-2500

ROOM RATES

Single/Double \$139.00 plus tax
Hotel Parking Free
Start Date: Sunday, March 29, 2020
End Date: Wednesday, April 8, 2020

Last Day to Book: Wednesday, March 11th, 2020!

Hotel Amenities

High speed internet in each room and all public areas.
24 hour fitness center.
24 hour indoor heated pool and whirlpool
Mini Fridge
Coffee/Tea in-room
Rose & Compass Restaurant and Starbucks on premises.

Please take the time to verify your transportation choice prior to traveling as availability may change from the time of this printing.

From Portland International Airport (PDX): Free Shuttle to Hotel 24 hours 7 days a week. Airport is only 1 mile from the hotel.

By Taxi: Currently the estimated rate is \$10.00 one way.

By Car: Head northwest on NE Airport Way, then take a slight left to stay on NE Airport Way. In 300 feet, turn right onto NE Air Cargo Rd. Turn left to stay on NE Air Cargo Rd. Turn left onto NE 82nd Way. Then, use any lane to turn left onto NE Airport Way. In 0.3 miles, Turn right onto NE Airport Way Frontage Rd. Turn left, and then left again, and the destination will be on the right.