





Workshops



Online Workshops are different than those at a physical Houseparty. You will receive your workshop kit and instructions in the mail directly from the instructor. These kits should arrive in time for opening during the online Houseparty if your registration is received by **APRIL 15, 2019**. Late registrations may not receive their kits prior to the opening of the OLHP event. All fees include shipping cost and payments must be made in US Funds.



W1 – Books of Kells by Gayle Baillargeon

\$59 US MEMBERS ♦ \$59 (US FUNDS) CANADA/MEXICO MEMBERS
♦ \$64 (US FUNDS) INTERNATIONAL MEMBER

Petworth Miniatures book room kits are 3" high and have a 1/4' scale scene from the book inside. Peer through the Gothic window in the cover of The Book of Kells and into the scriptorium where the illuminated manuscript was is being written. The kit includes everything to create this miniature book with 1/4 scale interior scene including LED lighting in the ceiling. Tools needed are X-acto knife, tweezers, scissors, stain pen with stain colour of your choice (sample is Min-Wax red oak), wood glue, tacky glue (The Ultimate by Crafters Pick is best) and a fine point gold pen.

Minimum Skill Level: Beginner

1/4" scale



W2 – CC Match Box-Pool Table Side *by Callie Brunelli*

\$69 US MEMBERS ♦ \$69 (US FUNDS) CANADA/MEXICO MEMBERS
♦ **\$69 (US FUNDS) INTERNATIONAL MEMBERS**

Imagine walking into a vintage neighborhood bar, watching the pool players, miniaturizing it and tucking it in your pocket! Finished piece is 1" high, 1-3/4 inch wide and 1/2 deep when matchbox is closed. Each participant will create a diorama of the "Pool Table Side" of a neighborhood bar in a vintage Canadian club match box, using some of the original match sticks as construction materials along with other "found materials." The bar side was taught at the last Online Houseparty. FUN and EASY!! Built from "scratch" using no laser cut materials. (3rd in series of 4).

Minimum Skill Level: Beginner

1/144" scale



W3 – Craftsman Music Room *by Teresa Callender*

\$104 US MEMBERS ♦ \$127 (US FUNDS) CANADA/MEXICO MEMBERS
♦ **\$129 (US FUNDS) INTERNATIONAL MEMBERS**

Students will build an upright piano and bench with a realistic 61 key board. Create a nook area with 2 benches and tiled fireplace. Wooden scribed floor has a boarder. Finish interior walls with 2 windows. Trim is included to finish floor and ceiling walls. Exterior walls are etched in a craftsman style design. Plexi will cove the top and front of box. Included in kit is furniture to complete the setting – music cabinet, 3 arm chairs and coffee table. **THERE IS ONE MORE MUSICAL SURPRISE!** Can you guess? Included is a tip on how to work with task board (room structure material), ways to finish the floor and other ideas. Finished size is 3-1/4" x 3-3/8" x 2-1/2"

Minimum Skill Level: Beginner

1/4" scale



W4 – French Provincial Cabinet Maple *by Teresa Callender*

**\$39 US MEMBERS ♦ \$49 (US FUNDS) CANADA/MEXICO MEMBERS ♦
\$53 (US FUNDS) INTERNATIONAL MEMBERS**

This cabinet provides the ideal shabby chic storage unit with the scribed back, 3 shelves and drawer. The cabinet is framed with a laser design at top and bottom. Enhance any room setting with this piece, filling it with books, toys, mementos or items expressing your ideas. I will provide tips on finishes. Finished size 13/16" x 5/16" x 1-1/2"

Minimum Skill Level: Beginner

1/4" scale



W5 – Lighthouse *by Michelle Faleshock*

\$111 US MEMBERS ♦ \$119 (US FUNDS) CANADA/MEXICO MEMBERS
♦ \$124 (US FUNDS) INTERNATIONAL MEMBERS

This lighthouse kit can fit in anywhere in the world. It is not geographical to any area. It has two stories inside, with an entrance building and lighted top dome with a railing around the sides for those brave enough to venture out to see the ocean. Finished workshop is 10.5" tall x 5.25" front and back x 4" side to side

Minimum Skill Level: Intermediate

1/4" scale



W6 – Gingerbread Living Room *by Peggy Fowler*

\$67 US MEMBERS ♦ \$82 (US FUNDS) CANADA/MEXICO MEMBERS
♦ \$86 (US FUNDS) INTERNATIONAL MEMBERS

A gingerbread quarter scale living room – kit includes display case, materials to create and paper the roombox including the fireplace, the cherry wood etegare and cherry wood side table kits, the kit for the upholstered wing chair and the mantle and corbels for the fireplace. Written instructions with some illustrations included for all kits, including suggestions for finishing touches for your room box. Finished workshop 3" x 3" x 3"

Minimum Skill Level: Intermediate

1/4" scale



W7 – A Wizard's Bookcase *by Marti Icenogle*

\$52 US MEMBERS ♦ \$61 (US FUNDS) CANADA/MEXICO MEMBERS

♦ \$63 (US FUNDS) INTERNATIONAL MEMBERS

Wizards need a bookcase to house their magic books and other magical supplies. In this class you will create the books and other magical accessories that your wizard will need to create potions and cast spells. You will start by assembling and painting the wizard's bookcase. Once finished you will add the All Seeing Eye. Then, you will fill the wizard's bookcase with wonderful non-opening quarter scale books that are created using several different techniques. You will also make several potion bottles for him to use in spell casting. Of course, every wizard needs a spell book, so you will assemble a simple open book for him to use. The bookcase will be finished off by making a couple of document bundles and two tiny scrolls to add to your bookcase. Finished workshop 7/8" x 3/8" x 1-5/8"

Minimum Skill Level: Beginner

1/4" scale



W8 – Tiny Tudor Cottage *by Sue Ann Ketchum*

\$109 US MEMBERS ♦ \$114 (US FUNDS) CANADA/MEXICO MEMBERS
♦ \$121 (US FUNDS) INTERNATIONAL MEMBERS

Paint, stain and assemble this quaint Tudor cottage with bedroom loft and completely landscape the grounds to create a lovely guesthouse, storybook home or romantic get-away cottage. A combination of metal miniatures, wooden furniture and accessories to complete this charming scene are included. 1-1/8" x 1-1/8" x 1-9/16"

Minimum Skill Level: Intermediate

1/144" scale



W9 – Pastel Yellow Victorian House *by Ginger Landon-Siegel*

\$92 US MEMBERS ♦ \$99 (US FUNDS) CANADA/MEXICO MEMBERS
♦ \$99 (US FUNDS) INTERNATIONAL MEMBERS

Create this enchanting pastel yellow Victorian house with wide front porch perfect for sipping tea and watching the clouds roll by. Students will learn the basic techniques of dimensional cutting and layering to build the house. A white bench and chair, as well as wood, lace, greenery and floral embellishments will be added to further enhance the 3-D effect. Completed piece will be placed in a 5X7 frame (2-1/2" Deep).

Minimum Skill Level: Beginner

1/144" scale



W10 – Picturesque Paris *by Ginger Landon-Siegel*

\$107 US MEMBERS ♦ \$114 (US FUNDS) CANADA/MEXICO MEMBERS
♦ \$114 (US FUNDS) INTERNATIONAL MEMBERS

Create this picturesque 1/4" scale scene, a quaint street in Paris, with inviting views of beautiful balconies, bistros and lovely shops filled with unique "one of a kind" finds. Arched passageways open up to the cobblestone courtyards filled with eateries and quaint hotels perfect for weary travelers. You will enhance the stone wall arch, create the brick walkway, build the old style street lamp, add greenery and vines to the ornate balconies and fill the antique store with a variety of treasures. You will learn paper cutting and layering techniques and the use of dimensional paints to enhance your scene. Finished scene size 8" x 8" x 3". Doll not included.

Minimum Skill Level: Intermediate

1/4" scale






W11 – Parisienne Chic *by Connie Reagan*

\$151 US MEMBERS ♦ \$154 (US FUNDS) CANADA/MEXICO MEMBERS
♦ \$159 (US FUNDS) INTERNATIONAL MEMBERS

This roombox is a Paris shop window and façade. All of the laser cut and etched pieces are finished and assembled onto a purchased shadow box. Directions will be given for a variety of finishes. This box can be anything you imagine just by changing the interior backdrop. I think it would work well as an antique shop, a bistro, boutique, florist, or salon. There is a narrow interior platform for window displays. Finished size of workshop 11" H x 14" W

Minimum Skill Level: Beginner

1" scale




W12 – Making Tiny Tools *by Scott Reece*

\$111 US MEMBERS ♦ \$115 (US FUNDS) CANADA/MEXICO MEMBERS
♦ \$122 (US FUNDS) INTERNATIONAL MEMBERS

In this class you will construct all sorts of tiny tools and workshop goodies! This kit includes everything to complete a work table, toolbox, stool, mitre box, planers, levels, a grinding wheel, anvil & stump, barrels, a ladder, crates, rope, a wood pile, hand tools, garden tools, brooms, wheels and trunk. This workshop is for the tools, accessories and workshop furniture, not the room itself in which they are pictured.

Minimum Skill Level: Beginner

1/4" scale



W13 – Toto's Travels -A Secret Fairytale Book by Taryn Reece

\$53 US MEMBERS ♦ \$58 (US FUNDS) CANADA/MEXICO MEMBERS
♦ \$65 (US FUNDS) INTERNATIONAL MEMBERS

Dreaming of traveling to a far away places? Then pop in to Toto's shop for a magical journey at a "wicked" good price. In this class we will construct from a pre-cut kit, a secret fairytale book. Furniture and accessories will complete the interior scene. This kit comes complete with everything to complete both the secret book and the interior. The book is 1-³/₄" w x 2-⁵/₈" h closed.

Minimum Skill Level: Beginner

Micro" scale

Beginner's Hat Class *by Rachelle Spiegel*



*Flat Crowned
Picture Hat*



Soft Hats



Pillbox



*1870's Straw
Bonnet*



*Round Crowned
Picture Hat*

W14 –Beginners' Hats Around the World *by Rachelle Spiegel*

\$103 US MEMBERS ♦ \$109 (US FUNDS) CANADA/MEXICO MEMBERS
♦ \$112 (US FUNDS) INTERNATIONAL MEMBERS

Learn a variety of simple techniques to construct seven different basic hat styles including large brimmed flat and round crowned moulded hats, 1870's straw bonnet, pillbox and three soft hats which include mobcap, maid's cap and Victorian breakfast cap. You will learn how to manipulate lace fabrics and straw to create these basic hat shapes as well as create various bows, roses and other trimmings to decorate the hats. The kit will contain materials to make each hat and several specialized hat blocks and tools to help you in the construction process.

Minimum Skill Level: Beginner

1" scale



W15 – Easter Egg House *by Ruth Stewart*

\$90 US MEMBERS ♦ \$95 (US FUNDS) CANADA/MEXICO MEMBERS
♦ \$100 (US FUNDS) INTERNATIONAL MEMBERS

It's that time of year again....Spring! With Spring comes Easter....With Easter comes Bunnies and Eggs....Put it all together and you get an Easter Egg House with chocolate bunnies! Your fabulous Egg comes 3D printed and ready to paint. You get a wonderful chocolate bunny mold to make your edible bunnies I will teach you how to decorate your 1:48 cake and the outside of the Egg House with frosting. Your kit comes complete with all the goodies to decorate with. The grass, laces, trims and much more! The Egg its self is about 3 inches tall and the inside is designed for a 1:48 scene. Your kit comes in an adorable candy box! The finished size is 3 inches high.

Minimum Skill Level: Beginner

1/4" scale



W16 – Lady Bug Picnic Cake *by Ruth Stewart*

\$84 US MEMBERS ♦ **\$88 (US FUNDS) CANADA/MEXICO MEMBERS**
♦ **\$93 (US FUNDS) INTERNATIONAL MEMBERS**

All over the world you will find cute little creatures. Lady Bugs! What better way to celebrate your travels with a delicious 3-tiered cake you can enjoy after a day on the road. Learn the art of using Polymer clay and building a 3-tier sliceable textured cake! I will teach you how to work with clay, the tricks on using it and how to make all the goodies on your cake. Kit comes with a variety of tools to make a whole cake shop! Detailed directions and color photos will make this class a fun one!

Minimum Skill Level: Beginner

1" scale



W17 – All Aboard *by Liz West*

\$260 US MEMBERS ♦ \$260 (US FUNDS) CANADA/MEXICO MEMBERS
♦ \$270 (US FUNDS) INTERNATIONAL MEMBERS

This is an all-inclusive project where students will construct the train, track, wheels and undercarriage, as well as installing a small string of 3V LED lights in the ceiling with the battery pack hidden in the stateroom ceiling. If you are new to lighting, no worries there will be lots of pictures and instructions. The roof itself is constructed with the help of a jig to give it unique shape and will be removable to view inside. The furniture kits have been updated since these pictures were taken and are all included in the workshop, but fabric choice is up to each student. The table lamps are not lit but there will be instructions to light them as well if you choose to do so. There will also be a real time video class scheduled to assist anyone who needs help with any part of this workshop, especially the lighting. And I am only an email away to answer any questions you might have. Finished size of workshop is 15L x 2-1/4W x 5 to top of train roof, including track.

Minimum Skill Level: Beginner

1/4" scale



W18 – Charleston Parlor *by Cat Wingler*

\$43 US MEMBERS ♦ \$49 (US FUNDS) CANADA/MEXICO MEMBERS
♦ \$53 (US FUNDS) INTERNATIONAL MEMBERS

Typical of the Classic Old South, this tiny formal parlor is ready for afternoon tea. Complete with furniture, flowers, family portraits, sconces and candlesticks and a mirror over the mantel, it can be finished as is, or you may add your own touches. Frame it when you're finished or tuck into a small acrylic display box. 2" deep x 3" tall x 4" wide

Minimum Skill Level: All Skill Levels

1/4" scale



W19 – The Golden Lantern *by Debbie Young*

\$49 US MEMBERS ♦ \$52 (US FUNDS) CANADA/MEXICO MEMBERS
♦ \$59 (US FUNDS) INTERNATIONAL MEMBERS

As you travel Around the World one of the stops should definitely be in China. Based on the original 'Shop of the Month' kits that were popular years ago, The Golden Lantern is a small, quick, easy to build shop that will be perfect for the souvenirs you pick up on your travels. (There will be a total of 8 of these shops – depicting shops in other destinations like Amsterdam and Paris as well). Finished size of workshop is 4" wide x 1-1/2" deep x 4" high

Minimum Skill Level: Beginner **1/4" scale**