



Jockeys and Juleps
NAME Region A3
Houseparty
May 18-20, 2018
Louisville, KY



Welcome to Louisville, Kentucky's largest city, which sits on the Ohio River along the Indiana border. Every May the iconic Churchill Downs racetrack hosts the famous Kentucky Derby, the fastest two minutes in sports!

The entire steering committee would like to welcome you to the NAME 2018 A3 All Scales Houseparty "Jockeys and Juleps". This is a time for you to share and enjoy our wonderful hobby of miniatures; we hope you will look for old friends and also meet new ones in our wonderful city!

The committee has chosen awesome activities and spectacular souvenirs! We know you will find a place for these unique mementos in your collection.

Since 2015 the committee has met and worked many hours to organize this houseparty. Ellen and I would like to take this time to thank them for all their hard work on this labor of love! All committee members will be wearing white aprons with our pink and green fleur-de-lis logo. Feel free to stop us and ask questions anytime!

We hope you've signed up for pre-convention workshops, registered workshops, and one of the three theme luncheons we are offering. We are planning a STUPENDOUS Garage Sale, a fabulous Exhibit Room, and a wonderful Hospitality Room filled with fun activities. The Houseparty Helpers will be fantastic as always, and the Sales Room features a unique group of dealers with a wide variety of items you can't leave behind! Be sure to start saving your \$5 bills so you can be first in line for your favorite Roundtables.

Thursday night at the "Call to the Post," on the very top of the hotel, you will enjoy a panoramic view of the city while joining others in creating a unique Houseparty momento of "Jockeys and Juleps". And, Friday you will definitely want to be in the Winner's Circle with Kaye Savage Browning!

Beautiful centerpieces have been created in all three scales for everyone's enjoyment, at all Houseparty meals. You don't want to miss out on a chance to win one!

Just remember when you leave our city and state that we are remembered for fast horses, beautiful women and spectacular bourbon!

Nancye S. Claypool

Nancye Claypool
Chairman

Ellen G. Yunker

Ellen Yunker
Assistant Chairman

HP 2018 JOCKEYS AND JULEPS STEERING COMMITTEE

<u>CHAIRMAN</u>	NANCYE CLAYPOOL	johnson.nancye@gmail.com	502-714-8559
<u>ASSISTANT CHAIRMAN</u>	ELLEN YUNKER	egy735@gmail.com	502-727-1959
<u>NAME ADVISOR</u>	JANE JUSTIS	jjustis@twc.com	859-233-1077
<u>CENTERPIECES</u>	KATHY PATRICK	qltnkath@aol.com	502-541-5300
<u>CHARITY PROJECT</u>	NATALIE HARWOOD	ohiominis.nh@gmail.com	937-293-2046
<u>DOOR PRIZES</u>	BETTY OVERLY ROBERTA HALEY	boverly@uky.edu jackhaley@twc.com	859-484-2044 859-272-6884
<u>EXHIBIT ROOM</u>	ELLEN YUNKER	egy735@gmail.com	502-727-1959
<u>EVENT COORDINATORS</u>	NANCYE CLAYPOOL ELLEN YUNKER	johnson.nancye@gmail.com egy735@gmail.com	502-714-8559 502-727-1959
<u>GARAGE SALE</u>	ANN SILVERMAN	bsilver104@aol.com	614-313-0901
<u>GOLDSTAR VOLUNTEERS</u>	ANN PARKER MARY JOHNSON	lparker273@aol.com ejmary@charter.net	270-929-4030 509-452-3555
<u>HOSPITALITY</u>	KELLY HANNA-CARROLL ELIZABETH AMORY	kelcar1969@gmail.com ebamory@aol.com	502-396-5051 502-899-3449
<u>HOUSEPARTY HELPERS</u>	ANNE LOWE KATHY PATRICK	loweimpact@twc.com qltnkath@aol.com	859-273-1120 502-541-5300
<u>MINI EXCHANGE</u>	CINDY MCDANIEL	cindymcdaniel@hotmail.com	765-620-2589
<u>OPERATIONS</u>	GREG CLAYPOOL	dogbone99@att.net	502-553-0519
<u>PUBLIC DAYS</u>	JOYCE SHAW KRISTIE NORMAN	joycegangi@yahoo.com kristie@normanscountrycreek.com	502-267-1906 260-782-8013
<u>PUBLICITY</u>	JUDY GRANBOIS CAROL HUDSON	jgranboi@indiana.edu jpcdhudson@embarqmail.com	812-332-5781 574-292-2961
<u>REGISTRATION</u>	VICKY TURNER	vturner940@gmail.com	614-885-3539
<u>ROUND TABLES</u>	KRISTIE NORMAN	kristie@normanscountrycreek.com	260-782-8013
<u>SALES ROOM</u>	MARY BARRETT NATALIE HARWOOD	artist1118@aol.com ohiominis.nh@gmail.com	614-792-2723 937-293-2046
<u>SILENT AUCTION</u>	ANN SILVERMAN KRIS DUNLAP	bsilver104@aol.com krissydoll1965@gmail.com	614-313-0901 614-777-9779
<u>SOUVENIR BOOK</u>	KIM BALDWIN	kimkirkdorfer@gmail.com	859-250-9384
<u>SOUVENIRS</u>	NANCYE CLAYPOOL	johnson.nancye@gmail.com	502-714-8559
<u>TABLE HOSTESS</u>	JENNIFER MCCRACKEN	jennifer.mccracken@ky.gov	859-200-6535
<u>THEME LUNCHEONS</u>	MARTI ICEONGLE	marti.icenogle@gmail.com	317-402-4999
<u>THURSDAY NIGHT EVENT</u>	LINDA NEWMAN ROBERTA HALEY GREG CLAYPOOL	lnewmantroy@gmail.com jackhaley@twc.com dogbone99@att.net	859-873-3847 859-272-6884 502-553-0519
<u>TOTE BAGS</u>	SUSAN GRAY	sdgray4021@twc.com	502-896-0341
<u>WORKSHOPS</u>	CINDY MCDANIEL MARION HAERLE	cindy46064@yahoo.com mhaerl@yahoo.com	765-620-2589 336-457-1188
<u>YOUTH COORDINATORS</u>	ELIZABETH KALINYAK SANNIE OVERLY	sannie@oj-law.com	859-987-9879



Code of Ethics and Cancellation Form



NAME has learned from past experience that certain regulations must be adhered to in order that all registrants are treated fairly and can enjoy the benefits of the Houseparty. The following are rules by which every registrant must abide:

- 1) Your Houseparty registration is non-transferable. If for some reason you are unable to attend you may either (a) contact the NAME Office regarding your cancellation (please use the form below) & a refund (less \$40) will be made if the office is notified before **March 16, 2018**, or (b) If you wish to stay registered but can't attend, make arrangements with the Registration Chairman to receive your souvenirs, tote bag, & souvenir book by mail.
- 2) You may not lend your badge to anyone for any reason.
- 3) No one other than authorized Houseparty Dealers may sell merchandise at any time on Houseparty premises.

Failure to abide by these rules can seriously affect your opportunity to attend future NAME Conventions/Houseparties.

Neither the National Association of Miniature Enthusiasts, its officers, members, agents or assignees, nor the Houseparty Steering committee, jointly or severally, shall be responsible for loss of goods, merchandise displays or other accouterments which may result from fire, flood, theft, vandalism, Acts of God or any action which may occur before, during or after the Houseparty. Participants are hereby advised that the National Association of Miniature Enthusiasts and its designated authorities do not and will not carry insurance to cover damage or loss which may be sustained by participants, participants' personnel and/or guests.

The NAME Board of Trustees

Jockeys and Juleps Louisville 2018 CANCELLATION FORM Postmark deadline March 16, 2018

Name _____ Email _____

Address _____ Phone (____) _____

City _____ State _____ Zip _____

ALL Registered Activities (include Workshops, Luncheons, Tours & if you've volunteered or signed up for things such as swaps, exhibits, etc):

Please mail form to: NAME Louisville CANCELLATION ▪ PO Box 69 ▪ Carmel, IN 46082



Schedule

Tentative as of: 9/7/2017



Wednesday, May 16, 2018

12:30pm - 1:00pm	All Committee Members present for walk through
6:00pm - 8:00pm	Registration* Open
8:00pm	Steering Committee Meeting

Thursday, May 17, 2018

7:00am - 8:00am	Registration* Open
7:30am - 8:00am	Pre-convention Workshop Set Up
8:00am - 5:00pm	Pre-convention Workshops
Noon - 1:00pm	Registration* Open
Noon - 3:00pm	Hospitality Room Open
Noon - 3:00pm	Exhibit Room-Exhibitor Set Up
Noon - 4:00pm	Sales Room Set Up
4:00pm - 5:30pm	Registration* Open
5:00pm - 6:30pm	Free for dinner
6:30pm - 9:00pm	"Call to the Post" Workshop

Friday, May 18, 2018

7:00am - 8:00am	Registration* Open
7:00am - 8:30am	Exhibit Room-Exhibitor Set Up
7:00am - 11:30am	Sales Room Set Up
7:00am - 7:30am	Registered Workshop Set Up
7:30am - 11:30am	Registered Workshops
8:00am - 11:00am	Hospitality Room Open
11:30am - Noon	Host/Hostess Meeting
Noon - 1:30pm	Opening Luncheon
1:30pm - 5:00pm	Sales Room Open
1:30pm - 5:30pm	Silent Auction
2:00pm - 4:30pm	Exhibit Room Open
3:00pm - 5:00pm	Hospitality Room Open
4:30pm - 5:00pm	Registration* Open
4:30pm	DEADLINE for Special Needs Roundtable & Mega list with money drop off
5:30pm - 6:30pm	Garage Sale
6:30pm - 8:00pm	Winner's Circle with Kaye Savage Browning
8:15pm - 8:30pm	Round Table & Mega RT Set Up
8:30pm - 9:00pm	Roundtable Sales
9:15pm - 9:45pm	Mega Roundtable Sales
9:45pm - 10:00pm	Roundtable and Mega Workshops

Saturday – May 19, 2018

7:00am - 7:30am	Registered Workshop Set Up
7:45am - 11:45am	Registered Workshops
8:00am - 10:00am	Hospitality Room Open
10:00am - 11:30am	Exhibit Room Open
12:00pm - 1:30pm	Theme Luncheons
1:30pm - 5:00pm	Sales Room Open, Exhibit Room Open (Open to the Public)
2:00pm - 5:00pm	Shipping Counter Open
3:30pm - 5:30pm	Hospitality Room Open
4:30pm - 5:15pm	Pick up Mini Swap Items
5:15pm - 6:00pm	Optional Meetings
5:30pm - 6:00pm	Pick up Gold Star Pin in Operations
6:30pm - 7:30pm	Cocktail Party
7:00pm - 7:20pm	Host/Hostess Meeting
7:30pm - 11:00pm	Banquet


Sunday – May 20, 2018

8:30am - 9:00am	Host/Hostess Meeting
9:00am - 11:00am	Closing Brunch
10:30am - 1:30pm	Shipping Counter Open
11:30am - 4:00pm	Sales Room & Exhibit Room Open to Public

My Tear Sheet Record	
Did I Send It?	Date Sent
Forms Sent to:	
NAME	
PO Box 69	
Carmel, IN 46082	
	NAME
	"Call to the Post" FORM
	"Winner's Circle" FORM
	Pre-Convention Workshop FORM
	Registered Workshop FORM
	Theme Luncheon FORM
Forms Sent to each Committee Chairperson(s):	
(NOT TO THE NAME OFFICE)	
	Advanced Table Seating Request - FORM
	Door Prizes - FORM
	Exhibits - FORM
	Gold Star Volunteer - FORM
	Host/Hostess - FORM
	Houseparty Helpers - FORM
	Mini Swap - FORM
	Roundtable/Mega Instructor – FORM & SAMPLE
	Silent Auction FORM
	Souvenir Book Ad - FORM
	Tote Bag Favor - FORM

Registration* - During these hours the Committee will accept items for Auction, Door Prizes, Houseparty Helpers and Mini Swaps. You may also sign up for Table Seating and Gold Star Volunteers if you didn't do so ahead of the event.

Late Registrations arriving after 5pm on Friday evening or anytime Saturday may be picked up in Operations.



Dealer List

NAME Region A3 Houseparty

Louisville, KY

May 18-20, 2018



By Rachelle

Rachelle Spiegel
Plainview, NY
718-956-1856
byrachelle@mindspring.com
www.byrachelle.com

Cindy's Minis

Cindy McDaniel
Pendleton, IN
765-778-3074
cindymcdaniel@hotmail.com

Exceptional!

Lynn Yaeger & Nancy Weith
St. Louis, MO
314-822-2336
queenlhy@hotmail.com or
gnlinc@aol.com

Ginger Landon-Siegel

Ginger Landon-Siegel
New York, NY
917-826-0171
Ging360@gmail.com
www.picturetrail.com/gingerlandonsiegel

Hickory Grove Studio

Dorothy Henry
Wilmington, OH
937-382-0506
Hgs promotions3@gmail.com

JoAnne Roberts

JoAnne Roberts
Emmaus, PA
610-967-5375
jorobminidolls@aol.com

Level Land Miniatures & Dolls

Winifred Holloway
Chattanooga, TN
423-629-2742
winifred16@gmail.com

Magic in Miniatures

Charles & Suzan Harville
Dayton, OH
937-716-1248
csharville@hotmail.com

Mini-gems

Barbara Ann Meyer
Chicago, IL
773-594-9763
barbaraswee@aol.com
www.mini-gems.com

Mini Mansions

Ruth Blakeman
Owensboro, KY
270-485-2470
ruth.miniman@icloud.com
www.minimansions.com

Mini Things

Rebecca Lipscomb
Chattanooga, TN
423-899-2444
RealMag1945@gmail.com

Miniature Wishes by Linda

Linda Farris
Muncie, IN
765-284-5313
lindafarris@comcast.net

NAME

Carmel, IN
317-571-8094
www.miniatures.org
name@miniatures.org

Newton's Apple

Leslie Starker
Lake Oswego, OR
503-267-8641
newtonsapple@comcast.net

Robin Betterley's Miniatures

Robin & Shawn Betterley
Bangor, ME
207-947-3963
taryn@robinbetterley.com
www.robinbetterley.com

Sally Manwell Miniatures

Sally Manwell
Liverpool, NY
315-457-5878
sallymmini@gmail.com

Small Things Bright & Beautiful

Susan Pippin
Santa Fe, NM
770-310-3507
smallthingsbright@msn.com

Small World

Vicki Dukes
Grand Ledge, MI
517-281-7760
Historybuff62@gmail.com
www.smallworldminishow.com

Sue Ann Ketchum

Sue Ann Ketchum
Damascus, MD
301-253-5864
Sheltielover30@gmail.com

The Pink Flea, Abby Vukovick Miniatures

Sharron Anderson & Abby
Vukovich
Evansville, IN
812-867-0308
abbyvukovich@yahoo.com

The Quarter Source

Karen Benson
Jupiter, FL
561-371-6175
Kbmini@aol.com
www.thequartersource.com

Jockeys and Juleps—Preconvention Workshops

1-Day Workshops • Thursday 8:00 a.m. - 5:00 p.m.



TH1 - Day at the Beach

by Linda Farris
1" scale • \$99



TH2 - Landscaping Garden Structures

by Sue Ann Ketchum
1" scale • \$189



TH3 - Santa's Village

by Ginger Landon-Siegel
1/144" scale • \$98

TH4 - Vintage Vision

by Mary Louise Martin
1" scale • \$116



TH5 - Tiny House on Wheels

by Florence McCutchin
1/4" scale • \$64



TH6 - Stanton Hall

by Kristie Norman
1/4" scale • \$79



TH7 - Ready for the Races

by JoAnne Roberts
1" scale • \$164



TH8 - Designing the Straw Hat in Miniature

by Rachelle Spiegel
1" scale • \$84



Jockeys and Juleps—Registered Workshops

1-Day Workshops • Friday 7:30 a.m. - 11:30 a.m.



F1 - Fine Silver Bowls
by Marti Icenogle
1" scale • \$54

F2 - Garden Roses
by Sally Manwell
1/4" scale • \$49



F3 - It's All About the Hat
by Jenny Yates
1" scale • \$39




F4 - Miss Priss
by Winifred Holloway
1" scale • \$64

F5 - Noah's Ark Frame & Room Box
by Karen Benson
1/4" scale • \$99




F6 - Punch Needle Rug
by Vicki Dukes
1" scale • \$60




F7 - Run for the Roses
by Winifred Schmidt
1" scale • \$44

F8 - Tropicals—Orchids, Guzmania Bromeliad & Banana Palm
by Charrita Teague
1/4" scale • \$30



1-Day Workshops • Saturday 7:45 a.m. - 11:45 a.m.



S1 - A Century of Ladies' Hats & Bonnets in 1/4" Scale
by Rachelle Spiegel
1/4" scale • \$49



S2 - A Special Hat for the Derby Day
by Jean Ellsworth
1" scale • \$44

S3 - Dream Dollhouses Shop
by Karen Benson
1/4" scale • \$89



S4 - Grandma's Yo-Yo Quilt
by Katherine Price
1" scale • \$49




S5 - Ladies Day at the Races
by Sally Manwell
1/4" scale • \$59



S7 - Painting 1" Scale Teapots
by Ginger Landon-Siegel
1" scale • \$69



S8 - No Miter; No Problem
by Mary Barrett
1" or 1/2" scale • \$44



S6 - 1/4" Outdoor Furniture & Firepit
by Charrita Teague
1/4" scale • \$26



Pre-Convention Workshops

Thursday, May 17, 2018
8:00 AM – 5:00 PM



Thursday Workshops

TH1 – Day at the Beach by Linda Farris

Class Fee: \$99

Create a landscaped beach scene by sculpting hills and adding sand. Make a simple sandcastle and create a wreck with a pre-made sailboat that you will paint and weather. Arrange shells, plants and drift wood on the beach as well as adding a bottle with a tiny lighthouse scene. Add large plants between boat and sandcastle. Finish with faux water, a bridge and whatever accessories you may bring. Children pictured are not included but can be purchased on Linda's sales table as well as mermaids to help complete your scene. 12"x12"x12"

Minimum Skill Level: Beginner

1" scale

TH2 – Landscaping Garden Structures by Sue Ann Ketchum

Class Fee: \$189

Students will assemble the dove cote, trellis planter, gazing ball, and water faucet. A pre-poured resin basin will be provided for the water faucet. Mixed-media landscaping techniques will be taught and implemented using dried floral materials, preserved natural materials, and paper flowers. Dove cote-6"h x 1-1/2"w, gazing ball-4"h x 1-1/2"w, trellis planter 6"h x 2"w, and faucet garden 4"h x 4"w x 2-1/2" deep.

Minimum Skill Level: Intermediate/Advanced

1" scale

TH3 – Santa's Village by Ginger Landon-Siegel

Class Fee: \$98

Santa and his elves are busy at work filling the sleigh preparing Santa for his magical ride in this activity filled scene. Spend a day creating this piece inside a china teacup. You will learn how to create the dimensional layered buildings for Santa's workshop and the village street and how to enhance your prints for a more 3-D effect with dimensional paints, which will be pre-applied due to drying time. Students will be provided with assorted types of fimo pieces to fill the sleigh as well as candy canes and swirls to create the gated area. Laces and trims will be used to dress Santa and the many elves. Snow covered trees and an electrified streetlamp tucked away at the end of the village street complete the scene. Class includes everything pictured.

Minimum Skill Level: Intermediate

1/144" scale

TH4 – Vintage Vision by Mary Louise Martin

Class Fee: \$116

This "Vintage Vision" is inspired by my great-aunt's dressing table. Allow yourself to indulge in the decision of which hat to wear; but, first you will create the vintage scene. The dressing table and bench are nestled under a hanging lamp with a chain, there are three hats to create with hat stands to display them. Two leather suitcases are stacked near the dressing table waiting for the next journey. A Boston fern fills a corner in its urn sitting on a pillar. Two relatives look on from oval frames as if to approve your choice. This scene is as relevant today as it would have been years ago. Vintage furniture, furnishings, clothing and accessories are dear to many. Hats are not worn as often as they were in the past but do have their place in our culture still. And it is fun to explore hat styles, try hats on and wear one now and again. 8"L x 2-1/2"W x 8"H

Minimum Skill Level: Intermediate

1" scale

TH5 – Tiny House on Wheels by Florence McCutchin

Class Fee: \$64

Join the "Tiny House" revolution by making your very own tiny "Tiny House." This quarter scale wooden house includes a kitchen, loft and a hot tub. The house is built on wheels for easy traveling. Basic tool kit is needed. 7" x 2-1/2" x 4-1/4"

Minimum Skill Level: Beginner

1/4" scale

(continued)

Thursday Workshops Continued

TH6 – Stanton Hall *by Kristie Norman*

Class Fee: \$79

Stanton Hall is an elegant mansion, located in the country, and quite hidden by beautiful flower beds. It was built during the Georgian Era in the 17th century. We will construct this vignette in an ¾" x 2-1/4" x 7/8" Altoid tin. Students will learn how to prepare the tin, build the front porch, assemble Georgian style furniture kits, while transforming the tin into a stylish drawing room for the mid 1700's. Students will learn how to create lamps, and assemble flower arrangements using jewelry findings. All building materials, accessories, and furniture kits will be provided.

Minimum Skill Level: Beginner

1/4" scale

TH7 – Ready for the Races *by JoAnne Roberts*

Class Fee: \$164

Students will dress this doll by Bonnie Sanford as if she were going to the Kentucky Derby. She will be partially wigged and you will be taught how to make her chignon so her hairstyle is complete. Once you add the trimmings around the edge of the circular part of the hat, you can then glue it in place on her head. The remaining garnishments will then be positioned on the base and glued in place. You will be making her leather shoulder bag along with her jewelry to complete her outfit. Now off to the races and let's hope we win. 6-1/2" tall w/hat x 2-1/4" x 4" with arms out

Minimum Skill Level: All Skill Levels

1" scale

TH8 – Designing the Straw Hat in Miniature *by Rachelle Spiegel*

Class Fee: \$84

Throughout history, hats and bonnets have been constructed of straw. By varying the width and shape of the brim, the shape and height of the crown, the same construction techniques may be used to create hats of many periods and styles from the brimless toque, to the popular gypsy hat of 1790-1830, the over sized Edwardian boater, the 1920's cloche and the 1950's cartwheel. You will construct several basic styles of straw hats and learn how they can be varied to create a wide variety of historical headgear. Several methods of trimming, employing vintage ribbon work techniques, paper flower construction, feathers, beads and findings will be demonstrated, accompanied by written instructions. Materials will be provided to create several hats. Please bring small sharp scissors, pointed tweezers, and magnifiers, if needed. Dolls not included. Students will receive one hat stand.

Minimum Skill Level: Beginner/Intermediate

1" scale



Pre-Convention Workshop Registration



Workshop registration opens on January 5, 2018
All registrations postmarked on or before that date will be considered first-day arrivals.
~ No refunds after March 16, 2018 ~

THURSDAY, MAY 17, 2018

1st Choice: # _____ Title _____ Fee \$ _____

2nd Choice: # _____ Title _____ Fee \$ _____

3rd Choice: # _____ Title _____ Fee \$ _____

ONE PERSON PER FORM, PLEASE

METHOD OF PAYMENT: ☐ Check ☐ Money Order ☐ Visa ☐ MasterCard

If sending a check, make it payable to **NAME Louisville 2018** for your first choice selection.

Name _____ Email _____

Address _____ Phone (____) _____

City _____ State _____ Zip _____

IF YOU ARE USING A CHARGE CARD:

Card # _____ Exp Date _____

Signature (required if using charge card) _____

Workshops are filled on a first come, first served basis according to time of arrival of registration forms. First-day arrivals (all those **postmarked** on or before **Jan 5th** regardless of order received) will be registered first. **Jan 6th** postmarks will be second-day and processed next, etc. If there are more first-day postmarked registrants than space will allow, those registrations will go to a lottery. If your first choice is full and you have indicated other choices, you will be registered in your next choice if space is available, otherwise you will be put on a waitlist for that first choice. Fee adjustments will be made if necessary. If you are placed on a waiting list, your check will be held. If you do not get into the wait-listed workshop, your check will be returned or shredded following the Houseparty.

Please mail to: NAME Louisville 2018 ▪ PO Box 69 ▪ Carmel, IN 46082



Registered Workshops

May 18-19, 2018
Friday May 18th 7:30 AM – 11:30 AM
& Saturday May 19th 7:45 AM – 11:45 AM



Friday Workshops

F1 – Fine Silver Bowls by *Marti Icenogle*

Class Fee: \$54

Want to add a little sparkle to your dollhouse or roombox? One way to do that is to add some miniature silver accessories. Silver bowls can add a simple, but elegant touch, sitting on the sideboard in the dollhouse dining room or on a side table in the parlor. In this class, we will work with silver metal clay to create two or three miniature round bowls of fine silver (99.9% pure silver). And, as you create your bowls, you will also be learning the basic techniques involved in working with metal clay to make miniatures. All supplies and tools needed for this class will be provided by the instructor.

Minimum Skill Level: Beginner

1" scale

F2 – Garden Roses by *Sally Manwell*

Class Fee: \$49

Make a corner garden with a rose bush. The roses are made of paper that is dampened and molded to hold the shape. Put together the rose bush and "plant" it in the garden. Then put together a laser cut wheelbarrow to carry your tools for taking care of the garden. The scene is contained in a plastic box or can be used in one of your landscaping projects. 2-1/2 x 2-1/2 x 3

Minimum Skill Level: Beginner

1/4" scale

F3 – It's All About the Hat by *Jenny Yates*

Class Fee: \$39

At the Derby, it's all about the hat! Whether you are into feathers and frills or wacky and wild, you have to have a hat! Decorate your hat however you want. There will be netting, ribbons, beads, odds and ends available. Learn how to make ribbon roses and petal flowers. You'll be able to make a fascinator hat as well as take home a kit for another hat and fascinator. You will also receive one hat stand. Come have fun with us and test your millinery talents and have the best Derby hat at the Houseparty! 1" x 1" x 4" with stand

Minimum Skill Level: Beginner

1" scale

F4 –Miss Priss by *Winifred Holloway*

Class Fee: \$64

Miss Priss is an antique reproduction of a 3-1/2" German doll from the 1900's with a molded bonnet. You will learn techniques to dress her in a Kate Greenway dress trimmed with lace, a lace ruffle collar and a light pale rose silk ribbon sash to match her painted shoes.

Minimum Skill Level: Beginner

1" scale

F5 – Noah's Ark Frame & Room Box by *Karen Benson*

Class Fee: \$99

A framed Room Box especially to hold a collection of Noah's Arks in 1/4" (1:48) scale. Once we build the frame box and the removable room box you will start your collection with an ark shaped bookcase, a set of 5 shadow box Noah's Arks (using graphics), an elephant engraved fireplace topped with a Noah's Ark sculpture that you can leave silver or paint. The fireplace is flanked by wall units displaying antique Noah's Arks complete with animals (graphics). There will be plenty of room left for you to add more arks and furniture. The ceiling is highlighted with a stained glass Noah's Ark. The room is lit by 2 Mega LED lights, on/off switch and AAA battery pack which are hidden in the "top" of the room box which just lifts off for easy access. Frame is 6"w x 3-3/4"H & Room box is 4-1/4"w x 3-1/4"d x 2-1/2"h

Minimum Skill Level: Beginner

1/4" scale

F6 – Punch Needle Rug by *Vicki Dukes*

Class Fee: \$60

Your horse has just won the Kentucky Derby! Now don't you want a door mat or wall hanging to honor the Jockey's colors? Come to my class and learn how to use a punch needle and create a beautiful door mat or wall hanging for that trophy room. Bring yourself and a pair of scissors to cut thread. Everything else will be furnished. Finished mat will be 2"x3"

Minimum Skill Level: Beginner

1" scale

F7 – Run for the Roses by *Winifred Schmidt*

Class Fee: \$44

Make a lovely red hat adorned with roses made from ribbon, suitable for the Derby, which will be displayed on a cloth draped table. Two long stem paper roses and two mint juleps will complete this vignette. 4" x 4" x 6"

Minimum Skill Level: Beginner

1" scale

F8 – Tropicals – Orchids, Guzmania Bromeliad & Banana Palm by *Charrita Teague*

Class Fee: \$30

Create plants from using paper parts from large punches and die cuts. All plants will be completed within the class time. These tropicals will look great in any 1/4" scene. Palm 1-1/2" x 1-1/2" x 1-1/2", Orchid 3/8" x 3/8" x 1/2", Bromeliad 1/2" x 1/2" x 1/2"

Minimum Skill Level: Beginner

1/4" scale

continued

Saturday Workshops

S1 – A Century of Ladies' Hats & Bonnets in ¼" Scale by *Rachelle Spiegel*

Class Fee: \$49

Hat and bonnet styles changed over the years to balance the size and shape of the lady's skirt and to fit over the current hairstyle, changing roughly every decade. Learn a variety of techniques to create period hats for your quarter scale scenes. We will adapt and manipulate paper, fabrics, ribbons and trims, feathers, jewelry findings, beads and landscaping materials to create an assortment of styles of hats, as well as hat stands. Magnification and additional lighting recommended. Each hat approx. ¼" x ¼" x 1/8"

Minimum Skill Level: Beginner

1/4" scale

S2 – A Special Hat for the Derby Day by *Jean Ellsworth*

Class Fee: \$44

Create a straw derby hat for this special occasion. Choice of colors and various decorations. Learn how to make ribbon roses and ribbon techniques. Design your own or copy one of the many samples. You will leave the class with two finished hats for your special 1" scale dollhouse ladies. Hat will be 1-1/2" diameter and fits a 1" scale lady.

Minimum Skill Level: Beginner

1" scale

S3 – Dream Dollhouses Shop by *Karen Benson*

Class Fee: \$89

Dream Dollhouses is a dollhouse themed shop – a ¼" (1:48) scale laser cut workshop. If you prefer a different theme, add your own sign and the shop can be anything you would like. The structure was inspired by an existing building at Alter Markt 6 in Salzburg, Austria. The workshop includes everything shown in the photos and the structure can be completed in the workshop time allowed – the greenery & flowers decorating the top will take a little longer. This is a 2-part structure – The exterior box is the front and sides and the interior box is slightly smaller and is the removable interior of the shop. No lighting is required because there is an acrylic covered opening in the top. All materials (Dream Dollhouses sign, wallpaper, sidewalk graphic, flower & greenery materials, paints and glues) to complete the shop as shown are included in the workshop. The exterior of the Dream Dollhouses is 6-1/4"w x 4" h x 3-1/4"d

Minimum Skill Level: Beginner

1/4" scale

S4 – Grandma's Yo-Yo Quilt by *Katherine Price*

Class Fee: \$49

Learn to make a yo-yo quilt like the one your grandma may have made. All yo-yos will be precut, but you will get a pattern and extra fabric to learn the cutting technique. Choose your kit from pastels, fall colors, Christmas colors, or a random mix. You probably won't finish your quilt in class, but you'll learn all the techniques and get a good start. You will also get a pattern for a yo-yo Christmas tree skirt. 5" x 6"

Minimum Skill Level: Intermediate

1" scale

S5 – Ladies Day at the Races by *Sally Manwell*

Class Fee: \$59

Ladies Day at the Races – Paint and decorate the outside of the box. Then, glue in the background scene and add the fence. Now you are ready to make the ladies watching the race. Learn techniques for dressing the mannequin bodies with a choice of fabrics and lace, add sleeves with arms. Glue on bead head and add hair. Now for the hats – learn several techniques for making bows, feathers and trims for the hats. 4" x 2" x 4"

Minimum Skill Level: Intermediate

1/4" scale

S6 – ¼" Outdoor Furniture & Firepit by *Charrita Teague*

Class Fee: \$26

Add this outdoor collection to any existing structure or create as a stand-alone scene. Create these chairs and sofas that can be used indoors also. Learn an easy way to make pillows. Construct a fire pit from kiln fired bricks and cap. Paint with any color desired. 3" x 3" x ¾"

Minimum Skill Level: Beginner

1/4" scale

S7 –Painting 1" Scale Teapots by *Ginger Landon-Siegel*

Class Fee: \$69

Does painting in a small scale seem like an impossible task? Spend a fun morning learning simple and effective techniques to paint these 1" scale resin cast teapots. Class will include 4 wood flowerpots and a small watering can to practice the painting techniques before applying the principles to your 4 resin teapots included with the class. Students will choose their 4 teapots from the several different styles offered. Class will also include an assortment of painting tools, teapot designs and detailed instructions with painting tips and techniques as well as a 30-0 micro paint brush perfect for creating fine lines and details.

Minimum Skill Level: Beginner

1" scale

S8 – No Miter; No Problem by *Mary Barrett*

Class Fee: \$44

A quick history of frames. Students will be learning techniques to make frames without mitered corners; a stylized barn frame, arts and crafts style frame and layered frame. Students should be able to make several frames in class and will go home ready to make more. 1" x 1-1/4" x ¼" (frame sizes may vary)

Minimum Skill Level: Beginner

1" or 1/2" scale



Registered Workshop Registration



Workshop registration opens on January 5, 2018

All registrations postmarked on or before that date will be considered first-day arrivals.

~ No refunds after March 16, 2018 ~

FRIDAY, May 18, 2018

1st Choice: # _____ Title _____ Fee \$ _____

2nd Choice: # _____ Title _____ Fee \$ _____

3rd Choice: # _____ Title _____ Fee \$ _____

SATURDAY, May 19, 2018

1st Choice: # _____ Title _____ Fee \$ _____

2nd Choice: # _____ Title _____ Fee \$ _____

3rd Choice: # _____ Title _____ Fee \$ _____

ONE PERSON PER FORM PLEASE

METHOD OF PAYMENT: ☐ Check ☐ Money Order ☐ Visa ☐ MasterCard

If sending a check, make it payable to **NAME Louisville 2018** for your first choice selection.

Name _____ Email _____

Address _____ Phone (____) _____

City _____ State _____ Zip _____

IF YOU ARE USING A CHARGE CARD:

Card # _____ Exp Date _____

Signature (required if using charge card) _____

Workshops are filled on a first come, first served basis according to time of arrival of registration forms. First-day arrivals (all those **postmarked** on or before **Jan 5th** regardless of order received) will be registered first. **Jan 6th** postmarks will be second-day and processed next, etc. If there are more first-day postmarked registrants than space will allow, those registrations will go to a lottery. If your first choice is full and you have indicated other choices, you will be registered in your next choice if space is available, otherwise you will be put on a waitlist for that first choice. Fee adjustments will be made if necessary. If you are placed on a waiting list, your check will be held. If you do not get into the wait-listed workshop, your check will be returned or shredded following the Houseparty.

Please mail to: NAME Louisville 2018 ▪ PO Box 69 ▪ Carmel, IN 46082

Jockeys and Juleps · NAME 2018 Region A3 All Scale Houseparty · Louisville, KY



Theme Luncheons

Saturday, May 18, 2018 12:00 PM - 1:30 PM



TLS1 – Brief History of the Horse Toys by Mary Barrett

Fee: \$96

When mankind first discovered that food was not the only use he had for horses, our world changed dramatically. And a new toy was added to the children of the world's toy boxes; pull toys, statues and riding toys. From the very first hobby stick horse to elaborately carved and gilded rocking horses of royalty, we will take a glimpse at all these. Heels down, elbows in, here we go! You will receive a 1" hobby horse and a 1" slant board riding horse.

TLS2 – The Magic of Mary and the Whimsy of Mackenzie! by Ginger Landon-Siegel

Fee: \$110

Whether you love the colorful, inspirational images of Mary Engelbreit or the eccentric, whimsical artistry of Mackenzie-Childs, both artists have a way of bringing a smile to your face. The brightly decorated dollhouse by ME is familiar to most miniaturists, but, did you know that Mackenzie-Childs miniaturized their furniture, glass and pottery pieces to fill a magnificent 2" scale dollhouse as well? Mackenzie once said, "I'm going to be playing as my work and my work will be my play!" So, on that spirit, let's play! And, while doing so we'll explore their artistic progression, take a peek into the incredible Mackenzie dollhouse and create some fun minis to add to your collection. Your gift, a piece ready for display, will have either a Mary or a Mackenzie theme, which will it be!

TLS3 – It's Always October in Tennessee by Rebecca Lipscomb & Winifred Holloway

Fee: \$106

Come celebrate autumn and all things Halloween at this luncheon. Winifred and Becky will regale you with ghost stories and true, funny stories. You will receive one of Winifred's dollies all dressed up for trick or treating and a crate of Becky's pumpkins. There will be lots of cool decorations, favors and lots of fun. Happy treating, no tricks!

Theme Luncheon Registration Form

Luncheon registration opens on January 5, 2018

All registrations postmarked on or before that date will be considered first-day arrivals.

~ No refunds after March 16, 2018 ~

1st Choice: # _____ Title _____ Fee \$ _____

2nd Choice: # _____ Title _____ Fee \$ _____

3rd Choice: # _____ Title _____ Fee \$ _____

One person per form please.

METHOD OF PAYMENT: ☐ Check (made out to: **NAME Louisville 2018**) ☐ Money Order ☐ Visa/MasterCard

Name _____ E-mail _____

Address _____ Phone (_____) _____

City _____ State _____ Zip _____

CHARGE CARD PAYMENT ONLY

Credit Card # _____ Exp. Date _____

Signature (if using charge card) _____

Theme Luncheons are filled on a first come, first served basis according to time of arrival of registration forms. First-day arrivals (all those **post-marked** on or before **January 5th** regardless of order received) will be registered first. **January 6th** postmark will be second-day and processed next, etc. If there are more first-day postmarked registrants than space will allow, those registrations will go to a lottery. If your first choice is full and you have indicated other choices, you will be registered in your next choice if space is available, otherwise you will be put on a waitlist for that first choice. Fee adjustments will be made if necessary. If you are placed on a waiting list, your check will be held. If you do not get into the wait-listed theme luncheon, your check will be returned or shredded following the Houseparty.

Please mail to: NAME Louisville 2018 • PO Box 69 • Carmel, IN 46082

Jockeys and Juleps • NAME 2018 Region A3 All Scale Houseparty • Louisville, KY



A Call to the Post

(Thursday Night Fundraiser Workshop)
Thursday evening May 17, 2018
6:30 PM to 9:00 PM
Cost to participate: \$55.00



Committee members Roberta Haley and Greg Claypool have designed and assembled a special project for those registered to attend our Thursday night fund raiser event. Participants will have 2.5 hours to complete this fabulous one of a kind horse stall and tack room. The stall will already be put together for you to begin decorating. Participants will be making a race horse saddle and saddle stand. They will also assemble a cute bench decorated with jockey silks along with other items to go in your structure. The work shop includes everything you see in the above pictures plus some surprises.

Registration opens on January 5, 2018

For questions please contact Roberta Haley at jackhaley@twc.com.

"A Call to the Post" THURSDAY EVENING EVENT

Registration Fee: \$55.00

ONE FORM PER PARTICIPANT, PLEASE

METHOD OF PAYMENT: ☐ Check ☐ Money Order ☐ Visa ☐ MasterCard

Name _____ Email _____

Street Address _____ Phone (____) _____

City/State/Zip _____

IF YOU ARE USING A CHARGE CARD:

Charge Card # _____ Exp. Date _____

Signature _____


Please make a SEPARATE CHECK payable to "NAME Louisville 2018" and send to:
NAME Louisville 2018, PO Box 69, Carmel, IN 46082



Friday Night Event



Meet Kaye Savage Browning in the Winners Circle
Friday, May 18th at 7 p.m.



Join us for a very special evening with Kaye Savage Browning, the guiding spirit behind the fabulous KSB Miniatures Collection at the Kentucky Gateway Museum Center in Maysville and the author of "Collectively Speaking". Ms. Browning will share with us her lifelong passion for miniatures and her dedicated advocacy for the art of miniatures and the gifted artisans who work in our field. Her calling is to see that the world of miniatures is recognized as fine art.

The \$35 charge for the event includes Ms. Browning's presentation as well as dessert and a non-alcoholic beverage.

Ms. Browning will offer copies of her book "Collectively Speaking" for \$30. **Copies must be pre-ordered** and will be signed by Ms. Browning.

Those who have pre-ordered a book should arrive at 6:30 PM that night so your book can be signed and personalized before the event starts.

Meet Kaye Savage Browning in the Winners Circle
Friday, May 18th at 7:00 p.m.

_____ \$35.00 Cost for Friday Evening Event.

_____ \$30.00 additional cost to pre-order a copy of "Collectively Speaking" (Limit ONE per person).

Method of payment: ____ Check ____ Money Order ____ Visa ____ Master Card

If sending a check, make it payable to **NAME Louisville 2018**

Name _____ Email _____

Address _____

City, State, Zip _____ Phone _____

If you are using a charge card:

Charge Card Number _____ Expiration _____

Signature _____

Please mail to: NAME Louisville 2018 ▪ PO Box 69 ▪ Carmel, IN 46082



Silent Auction



You are invited to attend the Jockeys and Juleps Silent Auctions being held just outside the sales room during sales room hours on Friday and Saturday. Stop by the auctions and enjoy the fun of bidding or watching the antics of others who bid. Bidding for each auction will close 15 minutes after the sales room closes.

You are also invited to be a contributor to the Auction. Please review your collections for items which you may care to donate and share with fellow NAME members. Auction donors will receive a letter of acknowledgement for their donation. Because NAME is a not-for-profit corporation, your donation may be tax deductible to the extent allowed by law. Please consult your tax advisor for details.

If you have questions, please contact:

Kris Dunlap by phone at 614-777-9779 or email krissydoll1965@gmail.com

You may choose to mail or email your completed form by **February 16, 2018**, to:

**Kris Dunlap
5303 Conklin Drive
Hilliard, OH 43026**

----- Please **do not** return this form to the NAME Office. Send to address above. -----

Silent Auction

Name: _____ E-mail _____

Phone: () _____ Address: _____

City/State/Zip Code: _____

Description of item(s) I will donate and approximate value: _____

_____ I will bring the item(s) to the Houseparty.

_____ I will ship the item(s) to Nancye Claypool at the address below by **April 10, 2018**

**Nancye Claypool
4318 Kinloch Road
Louisville, KY 40207**



Garage Sale



The garage sale is **the** most wonderful part of any Houseparty, especially since everyone can afford to shop at it. Prices are unbelievably low and the finds are the best ever. All proceeds go to NAME.

With that in mind, we are asking for your help, along with your club members and other mini friends to donate any of your left over mini item(s).

The guidelines are simple:

1. Anything is fair game. We can use unopened, boxed kits with all the parts, assembled kits or individual items. Some of our categories are: Landscaping, sewing, dolls, magazines/books, wood pieces, accessories, craft supplies and vignettes. Clean out your tote bag items, souvenirs and gifts you can no longer use and donate them to a good cause.
2. Nothing has to be wrapped but they should be in a box. Small, similar items can be bagged in clear plastic Ziploc bags – gallon or quart work the best.
3. Magazines and books will be accepted at the registration table on first day of regional.
4. Boxes need to be marked: **GARAGE SALE REGIONAL 2018** on the outside.
5. Items can be shipped or dropped off to Nancye Claypool.
6. Deadline for items (other than magazines and books) to **arrive** is **April 10, 2018**.
7. Shipping Address:

Nancye Claypool
4318 Kinloch Rd
Louisville, KY. 40207
johnson.nancye@gmail.com

Please complete and return the form below by **February 16, 2018** to be recognized in our Souvenir Book. (You are welcome to still donate after this date, but it won't be recognized.) **Mail or email this completed FORM (not garage sale items) to:**

Ann Silverman
5532 Lexington Dr
Hilliard, Oh 43026
614-313-0901 (cell/text) bsilver104@aol.com

If you would like more information about helping with the garage sale,
Email Ann at bsilver104@aol.com

----- Please **do not** return this form to the NAME Office. Send to address above. -----

Yes, I will be a Garage Sale Contributor for the 2018 Regional Convention.

Name _____ Email _____

Address _____ Phone _____

City _____ State _____ Zip _____

Number of boxes?

Number of assembled Dollhouses?



Advanced Table Seating



We know that many of you are traveling together or plan to meet friends from all over the world at the Houseparty and would like to sit together for the meal functions. It is our goal to accommodate your seating preferences. When you fill out this form, please be sure that everyone you list agrees to this arrangement and that no one is part of another seating group. **Please send only one form per group.** The maximum number is 10 per table; however you do not have to fill a complete table. **One of the 10 spaces will be designated for the hostess.** You may choose your own table hostess by having the hostess complete the Table Hostess Form and by indicating that she would like to be the hostess for your group. Otherwise, a hostess will be provided for each table. If you have no seating preference, please indicate that on this form or there will be on-site seating registration where you can choose a table that still has available spaces once you arrive.

The Saturday Night Table Favors and Gift Exchange have become a tradition. The **Table Favors** should have an approximate value of \$3 to \$5. If you wish to participate, you should bring one favor for each of the 9 other people at your table. If everyone at your table participates, you will receive 9 favors in return. The **Gift Exchange** items should be valued at approximately \$10 to \$15. You bring only one exchange gift. If you bring a gift, you will receive a gift. Both exchanges are entirely optional.

Please return this form **by February 16, 2018**, to:

Jennifer McCracken
426 Barker Lane East
Berea, Kentucky 40403
Jennifer.mccracken@ky.gov or jenimini@windstream.net
859-200-6535

----- Please **do not** return this form to the NAME Office. Send to address above. -----

Advanced Table Seating Request Form

Please PRINT names, including your own.

Seat 1 <small>Hostess/Host</small> _____	Seat 6 _____
Seat 2 _____	Seat 7 _____
Seat 3 _____	Seat 8 _____
Seat 4 _____	Seat 9 _____
Seat 5 _____	Seat 10 _____

Physical Limitations or Food Allergies _____

Table Type (**check only one**): No Exchange ☐ 1/144" Scale ☐ 1/4" Scale ☐ 1/2" Scale ☐ 1" Scale ☐
No preference ☐

Name _____ Email _____

Street Address _____ Phone(_____) _____

City _____ State _____ Zip _____ Cell (_____) _____



Door Prizes



Door Prizes are a wonderful part of any Houseparty, especially if there are enough for everyone to receive one. Isn't it delightful to hear your number called and realize you're about to receive an unexpected gift?

With that in mind, we are asking for your help, along with your club members and other mini friends to donate a door prize(s).

The guidelines are simple:

1. Door Prizes do not need to be theme related and can be in any scale.
2. The value of each Door Prize should be between \$10 and \$50.
3. Door Prizes should be unwrapped and identified with your name and address.
4. Think of Door Prizes as a gift that you would be proud to give, and thrilled to receive.

Please complete and return the form below by February 16, 2018 to be recognized in our Souvenir Book. (You are welcome to still donate after this date, but it won't be recognized.) Mail this completed form to:

Betty Overly
298 Ardery Road
Paris, KY 40361
859-707-8158

If you would like more information about door prizes, email Betty at boverly@uky.edu.

----- Please do not return this form to the NAME Office. Send to address above. -----

Yes, I will be a Door Prize (s) Contributor for the 2018 Jockeys/Julips Houseparty

Name _____ Email _____

Address _____ Phone _____

City _____ State _____ Zip _____

Approximate value of Door Prize: _____

Description/Number of Door Prizes (please include scale):

_____ I will bring the item(s) to the houseparty.

_____ I will ship the item(s) to the above address by February 16th.



Exhibits



We welcome you to exhibit your miniatures in the Exhibit Room during the convention. Please plan to bring your houses, room boxes, domes, breakaways, vignettes, shops or any other imaginative settings you have created. Exhibits cannot be for sale nor can they be shown as an example of the exhibitor's work with the intent of the exhibitor to solicit orders.

We would like you to leave your exhibit in place until the end of Sunday's Public Day; however, advanced provisions may be made for early removal on Saturday for those leaving immediately following the Sunday Brunch. The exhibit area will be locked and monitored by a security guard when closed. Volunteer monitors will be present during viewing times. We will provide table covers and electrical power, but you must supply your own heavy duty extension cords and any special portable lighting, risers or draping if needed.

*Please complete the form below (**one form per exhibit; form may be copied for additional exhibits**) and mail by **March 16, 2018** to the Exhibits Chairman (Applications after **March 16, 2018** are accepted on a space available basis):*

Ellen Grinstead Yunker

2100 Alta Avenue, Apt. 1, Louisville KY 40205

Egy735@gmail.com and 502-727-1959

----- Please **do not** return this form to the NAME Office. **Send to Ellen at address above.** -----

NAME: _____ E-Mail: _____

Street Address: _____ City/State/Zip: _____

Phone Number (Home) _____ (Cell) _____

Please print or write a brief description of your exhibit on the back of this form (I.E. outstanding features, antiques, etc.) A card containing your name and interesting facts from this information will be displayed with your exhibit.

Title of Exhibit _____

Type of Exhibit: House _____ Room box _____ Other (explain) _____

Scale: 1" _____ 1/2" _____ 1/4" _____ 1/144th _____ Other _____ Size: Width across front _____ Depth _____ Height _____

Is this exhibit part of a group/club? Yes _____ No _____ If yes, name of group/club _____

Exhibit made by (if different from exhibitor) _____

Best viewing: Front Only _____ Front and Sides (no back view) _____ All Sides _____

Other - please explain: _____

Do you require electricity? Yes _____ No _____ (**Bring your own heavy duty extension cord, labeled with your name.**)

Do we have your permission for Chairmen or Committee to remove cover for photographing? Yes _____ No _____

I need to remove my exhibit at a scheduled time on Saturday. Yes _____ No _____

*****I understand that I must be registered for the Houseparty to contribute an exhibit! Initial here _____***

The National Association of Miniature Enthusiasts (NAME), its staff and members of the Houseparty Committee shall not be responsible for loss or damage to miniatures placed on display in the Exhibit Room Area. I understand that I will sign a liability release form when I deliver my Exhibit(s).

Signature _____ Date _____



Gold Star Volunteers



The Gold Star volunteer program allows you to earn a Gold Star Pin for **volunteering a minimum of two hours during the Houseparty**. If you volunteer for multiple jobs, it will be greatly appreciated, but you will be given only one Gold Star Pin. Please consider being a part of the Houseparty Behind the Scenes Workforce by completing and returning this form to be a Gold Star Volunteer. *If you prefer a volunteer job that allows for sitting, please check the appropriate line on the form below.* First timers are not only welcome, but are encouraged to volunteer, as this is a great way to meet other miniaturists. Remember to check the enclosed Houseparty Schedule to determine your availability. Your volunteer schedule will be included in the packet you receive at Registration; however, if you include your email address, we will confirm your volunteer assignment in advance. Please return your form by **February 16, 2018**, so that you can be formally acknowledged. However, we will accept forms up to and at registration.

Please complete the form below and send to:

Ann Parker
1200 East Byers Avenue
Owensboro, Kentucky 42303
Lparker273@aol.com
270-929-4030

----- Please **do not** return this to the NAME Office. Send to address above. -----

Gold Star Volunteers

Name _____ Email _____

Address _____ Phone (____) _____

Cell: (____) _____ City _____ State ____ Zip _____

Expected Arrival Date _____ Expected Departure Date _____

I am available to work these days/times _____

Please number in order of preference:

- | | | |
|---|-------------------------------|---------------------------|
| ____ Sales Room | ____ Exhibit Room | ____ Operations |
| ____ Registration | ____ Silent Auction | ____ Mini Swap |
| ____ Registered Workshops | ____ Pre-Convention Workshops | ____ Roundtable Workshops |
| ____ Houseparty Helpers | ____ Hospitality Room | ____ Theme Luncheons |
| ____ Please choose for me – wherever you need me. I am: ____ an early bird ____ a night person | | |
| ____ I am willing to work more than 2 hours! ____ Please assign me to a job where I can work seated. | | |

(see reverse for job descriptions)

WHAT DO GOLD STAR VOLUNTEERS DO?

Exhibit Room - Assist in checking in exhibits and placing them for display during the hours designated for Exhibit Room set up. Monitor the Exhibit Room during open hours to prevent handling of exhibits. Assist in checking out exhibits at the end of the Houseparty.

Hospitality Room - Make other attendees feel welcome. Assist the Hospitality Room Chairman as instructed. Demonstrate the "make it and take it" project if there is one.

Houseparty Helpers - Assist at the Registration Table to accept donations. Assist in set up of Houseparty Helpers and their ticket boxes during the hours designated. Assist with boxing up donations and preparing them for distribution prior to the Saturday night banquet. Assist in distributing Houseparty Helpers to winners.

Mini Swap – Help set up room for Swap. Help set up bags for swap. Assist with checking in participants.

Operations - Help set up workshop rooms each evening for the next day's events by covering tables with plastic, putting out bags at each table for trash and distributing signage. (This may need to be done in the early morning if rooms are not available the night before). Monitor access to unlocked areas at various times throughout the week.

Pre-convention and Registered Workshops - Distribute class lists and evaluation forms to each workshop at the beginning of the day and collect evaluation forms at the end of the day.

Registration - Assist at Registration Table to check in registrants and give them their registration packets, tote bags or souvenir books.

Roundtable Workshops - Direct workshop presenters to their sales and workshop locations. Monitor doors to prevent early entry of participants. Sell kits for presenters who do not have an assistant to do so. Provide water for presenters, as needed.

Sales Room - Monitor Sales Room during the hours designated for set up to help ensure that only authorized persons gain entrance to the room. Monitor sales room during open hours to deter theft. Provide water and purchase & deliver food for dealers as needed.

Theme Luncheons - Check in attendees and obtain necessary signatures. Distribute and collect evaluations.



HospitaliTEA



*You are cordially invited to Tea! Please enjoy
Southern Hospitality in the Jockeys and Juleps
“HospitaliTEA” room!*



Relax, enjoy a cup of hot tea and visit with friends! Our “HospitaliTEA” room will be your favorite place to “sit a spell” and enjoy the tearoom décor! You will find a selection of magazines to read as well as the opportunity to complete projects that might decorate your own mini-tearoom. Be sure to look in your tote bag for your “tea tickets” which not only will “buy” your cup of tea but may also be redeemed for project materials in the tearoom! Don’t forget to put your name on your tickets after you have enjoyed your visit as they will be your chance to win a prize from the HospitaliTEA room! Just one more reason why Jockeys and Juleps Houseparty 2018 will be your “cup of tea”!

Our Charity: Kids Center For Pediatric Therapies

The Center provides specialized pediatric services in a child-friendly outpatient center.

We serve children with a wide variety of challenges, such as spina bifida, Down syndrome, cerebral palsy, autism, seizures disorders, sensory processing issues, ADD/ADHD and more. We also see children with shorter-term challenges such as post-surgery rehab, speech difficulties, and feeding disorders.



The Jockeys and Juleps committee are asking our NAME members to support this deserving non-profit with donations of items listed below. Financial gifts are welcome as well as any of the following items:

- Craft supplies
 - Hot glue sticks
 - Painter's tape and colored duct tape
 - Crayola window crayons
 - Washable Crayola Pipsqueak markers
 - Washable markers
 - Washable paint
 - Multi-colored permanent markers
- Toys for Therapy
 - Balloons
 - Interactive toys for infant through toddler
 - Toys that vibrate or pulse
 - Matchbox cars
 - My Little Ponies
 - Playdoh and Silly Putty
 - Lego sets
 - Stickers
 - Beanie baby type toys
 - Superhero and Transformers action figures
 - Tennis balls
- Office supplies
- Cleaning supplies
- Gift cards
- Electronics
- General supplies
 - Small blankets to use when treating babies
 - Diapers (all sizes)
 - Shaving cream
 - Soft toothbrushes
 - Ankle/wrist weights

Donation boxes will be available in the Hospitality Room for your monetary gifts or any items you bring.


If you have any questions or want more information about this organization go to:

www.kidscenterky.org

Thank you for your support!



Host/Hostess



You are invited to serve as a host/hostess for "Jockeys & Juleps." We are looking for friendly, outgoing people who can make others feel welcome. Meals have always been one of the highlights of the NAME Houseparties, offering an opportunity to make new friends and get reacquainted with old friends to share our mutual love of miniatures. Meals are fun times packed with good food, favors, prizes, gift exchanges and souvenirs.

We are looking for friendly, outgoing people to act as hosts/hostesses to lead the fun at each table. The job includes:

1. You must attend all three meal functions.
2. You must attend a brief meeting at least a half hour prior to each meal for directions.
3. You will be asked to pick up a bag containing souvenirs and an attendance list.
4. You will greet each guest at your table, introduce them to each other, and make them feel welcome.
5. You must have a good time and smile a lot.
6. After the meal, you personally must return the attendance sheet, and souvenirs & gifts for table mates who did not attend the meal, to the Host/Hostess Chairperson. ***This is critical for Operations to confirm who the remaining souvenirs and gifts should be shipped to or held for.*** We appreciate your assistance in making our houseparty a success!
7. **You will be responsible for picking up and returning the Centerpiece for your table at each meal.**

All Hosts/Hostesses will receive a Gold Star Volunteer Pin. If you would like to sit with a group of your friends and serve as a Host/Hostess, **please return the "Advanced Table Seating" form along with this form.**

*If this sounds like something you would like to do, please complete the form below & return by **February 16th, 2018** to:*

Jennifer McCracken
426 Barker Lane East
Berea, Kentucky 40403
Jennifer.mccracken@ky.gov or jenimini@windstream.net
859-200-6535

----- Please **do not send this form to the NAME Office. Send to address above.** -----

Host/Hostess

I would like to serve as a Host/Hostess for *Jockeys & Juleps* I prefer to host:

1" table _____ 1/2" table _____ 1/4" table _____ 1/144" table _____

Table with no exchange gifts/favors _____ No preference _____

Name _____ Email _____

Address _____ City _____ State _____ ZIP _____

Home Phone _____ Cell _____

I have previously served as a hostess _____ I have not served before _____

This is the first Convention or Houseparty I have attended: Yes _____ No _____



Houseparty Helpers



You can BET there will be excitement this year with Houseparty Helpers at Saturday Night's Banquet. You can enter the RACE by donating items to the houseparty. Donated helpers are designer and/or handcrafted items valued at \$150.00 or more. Items valued less than \$150.00 are gladly accepted and will be combined with other donated items to make their combined value reach \$150.00.

Companies, clubs, shops or individuals may donate a vignette, room box, dollhouse or a very special piece of furniture or accessories. Cash may also be donated for a shopping spree in the Sales Room.

Houseparty Helper tickets will be sold on all donated items, with the proceeds used to benefit NAME. We hope you will share your talents, creativity and generosity in your donations to make this Houseparty absolutely fabulous!

If you wish to participate and be recognized in the Souvenir Book, please return or email the completed form below, along with a picture of your donation, to Kathy Patrick no later than **February 16, 2018**.

Please complete the form below and send to:

Kathy Patrick
11518 Expedition Trail
Louisville, KY 40291
502-541-5300 or gltnkath@aol.com

----- Please **do not** return this form to the NAME Office. Send to address above. -----

Houseparty Helpers

Name _____ Email _____

Street Address _____

City _____ State _____ Zip _____

Phone (____) _____ Cell: (____) _____

Description _____

_____ I will bring the Helper to the Houseparty.

NOTE: please deliver in an appropriate box for transport home

_____ I will ship the Helper to Kathy by March 5, 2018

Does your Helper include a cover? [] Yes [] No

Is your Helper electrified? [] Yes [] No

Scale () 1" [] 1/2" [] 1/4" [] 1/14" [] Other _____

Length _____ Height _____ Width _____



Mini Swap



For those of you who are new to the idea of a mini swap, it is an activity in which you swap miniatures that you have made for those that others have made. First, you must decide in which scale to participate. You may participate in more than one scale, but only once in each scale. If you wish to join in the fun, please complete this form and mail it to the address below by **February 16, 2018**.

When you come to the Houseparty, bring 21 identical unwrapped items with you labeled with you. These should be completed items (no kits or printies please) and should be something that everyone, including you, would be happy to receive. Furthermore, the item should be of a value of at least \$5 each. 20 of your swaps will be used in the mini swap and the remaining item will become part of a houseparty helper. Pack each item in clear containers or bags (to be able to see that all items are the same) as compactly as possible and make sure your container can be closed or sealed. We don't want anything to fall out during the swap. Please label each one with your name, address and e-mail, so other participants will know who made the item. All swaps must be turned in by the last noted time on the schedule for participation.

Your swap items will be counted as you turn them in. Any items deemed to be "printies" or a number less than 21 will be returned to you, which will preclude you from participating in the swap. Please make sure you have prepared the correct number of non-printie, \$5 items. You will be issued a number when your items are accepted, along with a designated time and location to pick up your bag full of goodies. In the end, you will have 20 new surprises to take home!

When you receive your schedule at the registration table, please pay careful attention to the times we will be accepting swaps as well as when you should return to claim your filled bag. If you are late turning in your items, you may miss the chance to participate. Please note that you may not turn in swaps for a friend. All participants must turn in their OWN swaps.

If you have questions, please contact one of the swap chairmen:

Cindy McDaniel (765) 778-3074 cindymcdaniel@hotmail.com

Please *mail* or *email* your completed form by **February 16, 2018**, to:

Cindy McDaniel
795 W Seybert St
Pendleton, IN 46064

----- Please **do not** return this form to the NAME Office. Send to address above. -----

MINI SWAP

Name _____ Email _____

Street Address _____ Phone (____) _____

City _____ State _____ Zip _____ Cell: (____) _____

Scale: () 1" () 1/2" () 1/4" () 1/144"



Roundtables

Application Deadline: January 15, 2018



We invite you to apply to teach a Roundtable Workshop at the NAME 2018 Region A3 All Scales Houseparty, **Jockeys & Juleps**. A Roundtable Workshop is a “make & take” project which, under your supervision, can be completed in 30 minutes or less and costs no more than \$5.00. Each kit is to include an Instruction Sheet with assembly instructions, a photograph of the completed kit and the instructor’s name, address, phone number and e-mail address for student follow-up if needed.

There will be a sale period for all Roundtable kits before the actual Roundtable Workshops begin. A block of time will be set aside in the schedule for you to teach. You will need a helper to sell your kits. The helper may continue selling kits during the workshop time so you can give your undivided attention & instruction to those that have purchased your kit & wish to work on it there. The prototype which you sent with the application will be on display in a locked display case prior to the scheduled Roundtable sales time. You will need a second completed sample to display during sales so customers can see what you are selling and then to show your students during the workshop time.

Important to remember:

- **Roundtable instructor must be registered and present at the Convention or Houseparty to teach and sell the roundtable. Cancellation or failure to attend the Convention/Houseparty voids acceptance as a roundtable instructor.**
- **In the event you are unable to attend due to a last minute hospitalization or death of an immediate family member, you shall notify the NAME Office, the C/HP Chairman and the Roundtable Chairman if you wish to designate a registered attendee to sell the roundtable kit for you. The designated seller shall be knowledgeable, have all necessary supplies and be prepared to teach the kit. NAME will not be held liable for any money transacted during roundtable sales.**
- **The maximum cost of any roundtable shall not exceed \$5.**
- **A roundtable teacher may have one item offered in multiple scales or two separate but related items in one scale only.**
- **Roundtable Instructors shall not take orders when they run out of kits. If an instructor runs out of kits during roundtable sales, it is suggested that they take advantage of the Miniature Gazette Roundtable Option and inform their customers that information on ordering their kits will be in a future issue of the Gazette.**

Please consider donating your prototype and/or a kit to be placed with the other prototypes to become one of the Houseparty Helpers. If you are willing to do so, please check the appropriate box on the application form. Your generosity is greatly appreciated.

A finished prototype of the item(s) MUST accompany each application.

Your application and sample must be postmarked no later than January 15, 2018. Mail to:

**Kristie Norman
1950 E US Highway 24
Wabash, IN 46992
260-782-8013**

kristie@normanscountrycreek.com

A fee of \$20 is required by NAME to teach any workshop. If your Roundtable submission is accepted, you will receive an agreement form from the NAME office to complete and return with that \$20 fee. Do not send money now!

***Please do not return this form to the NAME Office.
Send to address above.***

****Application is on the back****

2018 Region A3 All Scales Houseparty Roundtable Instructor Application

Multiple applications are permitted but **ONLY ONE SUBMISSION PER FORM PLEASE.**
Only one submission per person will be selected.

Name _____ E-mail _____

Address _____ Phone (____) _____

City/State/Zip _____

Please check only ONE line below.

I am applying to make/sell the following kit(s):

_____ **ONE** single item/set with no variations (*sets can contain several pieces sold together such as a hat & coat set; sofa & chair set; or a set of dishes*)

Name of Kit _____

Scale: _____

_____ **ONE** single item/set in up to THREE different scales (*no variation of color or style permitted*).

Name of Kit _____

Scales: _____ 1" _____ 1/2" _____ 1/4" _____ 1/144th _____ other

_____ **ONE** single item in TWO different colors **or** two different styles (*such as a toy in either a girl OR boy version; a shelf in either dark wood OR light wood; pansies in either blue OR yellow*)

Name of Kit _____

Color/Styles: _____ OR _____

Scale: _____

_____ **TWO** items with similarly related themes (*such as a seagull OR pier pilings; a structure OR furniture for it; a shelf OR accessories to go on it*)

Name of Kit #1 _____

Name of Kit #2 _____

Scale: _____

Cost of Kit \$ _____ (\$5 or less)

Does your Roundtable require any supplies not listed on the NAME "Basic Toolbox" list in the packet? If so, you must provide those items for a reasonable number of students during the Roundtable workshop time.

If my roundtable is accepted:

☐ Yes, I wish to donate the prototype I am sending with this application to be used as part of the Houseparty Helper drawing.

☐ No, I will pick up the prototype after the Brunch on Sunday. (It will be held in Operations.)

☐ Yes, I would like to donate a **kit** for a Houseparty Helper collection. (It will be picked up before roundtable sales.)

If my roundtable is wait listed:

☐ Yes, I still wish to donate the prototype I am sending with this application to be used as part of the Houseparty Helper drawing.

☐ No, I will pick up the prototype after the Brunch on Sunday. (It will be held in Operations.)



MEGA Roundtables



Application Postmark Deadline: January 15, 2018

We invite you to apply to teach a Mega Roundtable Workshop at the NAME 2018 Region A3 All Scales Houseparty, **Jockeys & Juleps**. A Mega Roundtable Workshop is a “make & take” project which, under your supervision, can be completed in 2 hours or less and costs no more than \$10.00. Each kit is to include an Instruction Sheet with assembly instructions, a photograph of the completed kit and the instructor’s name, address, phone number and e-mail address for student follow-up if needed.

There will be a sale period for all Mega Roundtable kits before the actual Workshops begin. A block of time will be set aside in the schedule for you to teach. You will need a helper to sell your kits. The helper may continue selling kits during the workshop time so you can give your undivided attention & instruction to those that have purchased your kit & wish to work on it there. The prototype which you sent with the application will be on display in a locked display case prior to the scheduled Roundtable sales time. You will need a second completed sample to display during sales so customers can see what you are selling and then to show your students during the workshop time.

Important to remember:

- **Mega roundtable instructor must be registered and present at the Convention or Houseparty to teach and sell the mega roundtable. Cancellation or failure to attend the Convention/Houseparty voids acceptance as a roundtable instructor.**
- **In the event you are unable to attend due to a last minute hospitalization or death of an immediate family member, you shall notify the NAME Office, the C/HP Chairman and the Mega Roundtable Chairman if you wish to designate a registered attendee to sell the mega roundtable kit for you. The designated seller shall be knowledgeable, have all necessary supplies and be prepared to teach the kit. NAME will not be held liable for any money transacted during mega roundtable sales.**
- **The maximum cost of any mega roundtable shall not exceed \$10.**
- **A mega roundtable teacher may have one item offered in multiple scales or two separate but related items in one scale only.**
- **Mega roundtable instructors shall not take orders when they run out of kits. If an instructor runs out of kits during mega roundtable sales, it is suggested that they take advantage of the Miniature Gazette Mega Roundtable Option and inform their customers that information on ordering their kits will be in a future issue of the Gazette.**

Please consider donating your prototype and/or a kit to be placed with the other prototypes to become one of the Houseparty Helpers. If you are willing to do so, please check the appropriate box on the application form on back page. Your generosity is greatly appreciated.

*A finished prototype of the item(s) **MUST** accompany each application.*

*Your application and sample must be postmarked no later than **January 15, 2018**. Mail to:*

**Kristie Norman
1950 E US Highway 24
Wabash, IN 46992
260-782-8013**

kristie@normanscountrycreek.com

A fee of \$20 is required by NAME to teach any workshop. If your Roundtable submission is accepted, you will receive an agreement form from the NAME office to complete and return with that \$20 fee. Do not send money now!

**Please do not return this form to the NAME Office.
Send to address above.**

****Application is on the back****

2018 Region A3 All Scales Houseparty MEGA Roundtable Instructor Application

**Multiple applications are permitted but ONLY ONE SUBMISSION PER FORM PLEASE.
Only one submission per person will be selected.**

Name _____ E-mail _____

Address _____ Phone (____) _____

City/State/Zip _____

Please check only ONE line below.

I am applying to make/sell:

_____ ONE single item/set with no variations (*sets can contain several pieces sold together such as a hat & coat set; sofa & chair set; or a set of dishes*)

Name of Kit _____

Scale: _____

_____ ONE single item/set in up to THREE different scales (*no variation of color or style permitted*).

Name of Kit _____

Scales: _____ 1" _____ ½" _____ ¼" _____ 1/144th _____ other

_____ ONE single item in TWO different colors **or** two different styles (*such as a toy in either a girl OR boy version; a shelf in either dark wood OR light wood; pansies in either blue OR yellow*)

Name of Kit _____

Color/Styles: _____ OR _____

Scale: _____

_____ TWO items with similarly related themes (*such as a seagull OR pier pilings; a structure OR furniture for it; a shelf OR accessories to go on it*)

Name of Kit #1 _____

Name of Kit #2 _____

Scale: _____

Cost of Kit \$ _____ (\$10 or less)

Does your Mega Roundtable require any supplies not listed on the NAME "Basic Toolbox" list in packet? If so, please provide those items for a reasonable number of students during the Roundtable workshop time.

If my mega roundtable is accepted:

☐ Yes, I wish to donate the prototype I am sending with this application to be used as part of the Houseparty Helper drawing.

☐ No, I will pick up the prototype after the Brunch on Sunday. (It will be held in Operations.)

☐ Yes, I would like to donate a **kit** for a Houseparty Helper collection. (It will be picked up before roundtable sales.)

If my mega roundtable is wait listed:

☐ Yes, I still wish to donate the prototype I am sending with this application to be used as part of the Houseparty Helper drawing.

☐ No, I will pick up the prototype after the Brunch on Sunday. (It will be held in Operations.)



Souvenir Book



NOTE: Souvenir books will be given out at registration.

An ad in the 2018 A3 Regional Houseparty Jockeys and Juleps Souvenir Book is a wonderful opportunity to advertise your business, recognize your club, or give a special message to someone. The Souvenir Book will reach all registrants at the houseparty. Many attendees save their books for use after the convention, not only to savor memories but as a **resource guide** to dealers and supporters.

Ad Rates and Sizes: (no color ads)

Full Page (4.5 " x 7.5") **\$50.00**

Half Page (4.5" x 3.5 ") **\$35.00**

Business Card (3-1/2" x 2") **\$15.00**

Your Name on a Julep Cup somewhere in the Souvenir Book
name/business name only – no artwork **\$5.00**

- Ad must be camera ready (submitted in a JPG format if submitting digitally). ****preferred**
- Do not fold, staple or paper clip hard copy ads that are mailed.
- Ad must be received by **February 16, 2018**

Ad may be submitted in digital format to **Kim Baldwin** at kimkirkdorfer@gmail.com

To reserve your space, send ad, payment, and contract by **February 16, 2018** to:

Kim Baldwin
2330 Medford Ln.
Louisville, KY 40218
kimkirkdorfer@gmail.com
502-413-5912

----- Please **DO NOT** return this form to the NAME Office. Send to address above. -----

2018 Souvenir Book Advertising Contract

METHOD OF PAYMENT: ☐ Check ☐ Money Order (payable to **NAME 2018 Louisville HP**)

Name _____ Email _____

Address _____ Phone (____) _____

City _____ State _____ Zip _____

Total Amount Enclosed: \$ _____

Amount Enclosed: [☐] Full Page \$50 [☐] Half Page \$35 [☐] Business Card \$15 [☐] Name on Julep Cup \$5



Basic Toolbox List



Here is a list of items you may want to include in your basic toolbox. This is only a suggested list - there may be additional items you want to add or some you may not want to include at all. However, these are generally the things an instructor will expect you to have with you. If you need specific tools beyond this list, your instructor should let you know in advance. Your tool box will evolve over time and reflect your personality as you make your miniature creations.

X-acto knife with #11 blades	Sandpaper (medium/fine)	Small cutting mat
Small notebook and pencils	Needle nose pliers	Paint brushes- various sizes & styles
2 pair scissors (paper & fabric)	Masking tape	Small spring clamps
12" and 6" cork-backed rulers	Tacky Glue	Fine point tweezers
Toothpicks	Emery Boards	Glue spreader/old hotel keycards

You may wish to bring a work light and extension cord as hotel lighting isn't always the best for Miniaturing.

Below are additional supplies that you may find are helpful to have:

Steel wool 0000	Rubber gloves	Mouse pad
Wire cutters	Wood glue	Small screw drivers
Pin vise and drill bits	Cement for plastic	Container(s) for project
Utility knife	Plastic "zip" bags	Pins, needles, thread
Super glue	1" foam brush	Wax paper
Squaring jig or Legos	Damp cloth or wipes	Small bar clamps
Small T-square or right angle	Q-tips	Miter box & saw or a chopper
Band-Aids	Ball stylus	Black "Sharpie" marker

BASIC SKILLS

These are considered the basic skills necessary for a productive, enjoyable workshop experience:

1. Use basic tools confidently
2. Cut accurately with an X-acto knife
3. Read rulers and mark lengths accurately
4. Have knowledge of basic glues and how to apply them
5. Know how to paint smoothly

When asked to list the skills needed beyond the basic ones, most instructors reply that they would be more than prepared to teach whatever their students do not know how to do. What they would like students to have are some "Opens" – open minds, open hearts, open eyes, open ears and an open -----

SMILE



Tote Bags



Of course everybody is glued to their TV on the First Saturday of May – **Kentucky Derby Day** - Join the Jockeys and Juleps Houseparty in celebrating this unique Louisville Event. It is always more fun when you make a generous donation of a tote bag favor. And remember, we welcome any scale.

Tote Bag favors are small, inexpensive, well-crafted gifts donated by clubs or individuals and given to each registrant. We will be filling **250** Tote Bags. We realize that not everyone will be able to donate 250 items, but we would appreciate a minimum of 100 of any one favor. Though the form should be mailed by February 16, **you should plan for your favors to arrive at my address no later than April 1, 2018**. We must have time to fill the bags.

Anything you can dream up that belongs in a barn, race track or on a thoroughbred is most welcome, such as:

Horses	Mint leaves
Horse blankets	Ice cubes
Horseshoes	Bourbon bottles
Buckets	Potted flowers
Barn animals – dogs, cats, donkeys, chickens	Red roses
Bridles, saddles, leather straps	Stargazer lilies (Kentucky Oaks Day Race)
Caps, hats, boots	Pizza
Fancy hats, 'boater' straw hats	Donuts
Derby tickets	Broom and dust pan
Racing forms	Rakes
Programs	Ribbons (blue, red, yellow and white)
Peppermints (horse treats)	Horse pictures
Bugles	And of course, any favor you wish to create & donate is appreciated in any theme.
Hay bales	

To receive recognition in the souvenir book and to let us know you intend to participate, please complete and return the form below **by February 16, 2018 to:**

Susan A. Gray
4021 St. Ives Court
Louisville, KY 40207
502-896-0341 or sdgray4021@twc.com

----- Please DO NOT send this form to the NAME office. SEND TO THE ADDRESS ABOVE -----

TOTE BAG FAVORS

Name _____ E-mail _____

Address _____ Phone (____) _____

City _____ State _____ Zip _____

Description of Favor _____ Quantity _____

*Thanks for sharing your time & talent. Tote bag favors must be received at Susan's address **by April 1, 2018.***



Area Attractions



Popular Louisville Attractions: Free TARC transportation buses to many locations.

Churchill Downs and the Derby Museum- Known as the home of the Kentucky Derby and the Kentucky Oaks. The museum is one of premier attractions in the Louisville area.

4th Street Live and SoFo- Louisville's premier dining, entertainment and retail destination.

Louisville Slugger Museum and Factory- This is the story behind the world famous Louisville Slugger baseball bat and the family-owned company that created it since 1884.

NULU- Local shops and restaurants.

Frazier Kentucky History Museum- The museum is a home for everything that people in Kentucky are most proud of, bringing history to life for visitors with over 4000 metal soldiers.

Kentucky Bourbon Trail -Explore the rich tradition and proud history of "America's Official Native Spirit" featuring seven signature distilleries.

Falls of the Ohio – Features more than 220 acres of exposed Devonian age fossil beds, includes history information about the Interpretive Center

Locust Grove – Georgian mansion and National Historic Landmark served as the last home of General George Rogers Clark, Revolutionary War hero and one of the founders of Louisville. An exquisite dollhouse is displayed there as an exact replica of the house.

Speed Art Museum – The oldest, largest and foremost museum of art in Kentucky.

Muhammad Ali Museum – A non-profit and cultural museum in Louisville, dedicated to boxer and native Louisvillian Muhammad Ali.

Belle of Louisville- Built in 1914, is the oldest operating steamboat in the United States and a National Historic Landmark.





Hotel Info & Directions



Hyatt Regency Louisville

320 W. Jefferson St.
Louisville, Kentucky 40202
502-581-1234

To get our special room rate, please make your reservations at the link below:

<https://aws.passkey.com/go/nationalassnminienthusiasts>

OR Call: 502-581-1234

ROOM RATES

Single/Double	\$139.00 plus tax for up to 4 people
Hotel Parking	\$13.00/day self parking which allows in and out access all day

Hotel Amenities

High speed internet in each room and all public areas.

24 hour fitness center.

Sway Restaurant and Starbucks on premises.

Heated indoor pool.

Please take the time to verify your transportation choice prior to traveling as availability may change from the time of this printing.

From Louisville International Airport:

By Taxi: Currently the flat rate is \$19.85 for up to 4 people from the airport to the Hyatt Regency.

By Car: Take I-65 North to Louisville to the Brook Street exit (exit 136B). At the bottom of the ramp, stay on Brook Street until you come to Jefferson Street. Turn Left on Jefferson Street. Just past 3rd Street turn left into Motor Lobby entrance of the hotel.

From Evansville/St. Louis I-64 East to Louisville to the Ninth Street Exit (exit 4). Take the first left onto Market Street. Drive seven blocks to Second Street and turn Right. Take the next right onto Jefferson. Just past 3rd Street turn left into Motor Lobby entrance of the hotel.

From Indianapolis: Take I-65 South to Louisville to the Jefferson Street Exit (exit 136C). Stay to the right when the exit splits. Proceed straight on Jefferson Street. Just past 3rd Street, turn left into Motor Lobby entrance of the hotel.

From Nashville: Take I-65 North to Louisville to the Brook Street Exit (exit 136B). At the bottom of the ramp stay on Brook Street until you come to Jefferson Street. Turn left on Jefferson Street. Just past 3rd Street turn left into Motor Lobby entrance of the hotel.

From Cincinnati: Take I-71 South to I-64 West Louisville-River Road/Third Street Exit (exit 5B). Due to construction, turn left on Market. Turn right on Second Street. Take the next right onto Jefferson. Just past 3rd Street turn left into Motor Lobby entrance of the hotel.