



**The Legend of Sleepy Hollow
National Association of Miniature Enthusiasts
2017 M1 Region Small Scales Houseparty
September 21 - 24, 2017
Scranton, PA**



Debbie Colombo
Chair and Thursday Night Project
irvfink@gmail.com

Alician Pearce
Asst. Chair & Thursday Night Project
ubfaep@yahoo.com

Terry Unnold & Sue Ostheimer
Centerpieces
tiunnold@aol.com

Ellen Scofield & Barbara Antol
Door Prizes
ellenshouose@mhccable.com

Wanda Simons
Exhibits
wmsimons@udel.edu

Rachelle Spiegel
Gold Star Volunteers
byrachelle@mindspring.com

Pat Brown & Judith Loyd
Hospitality
Pbrown2002@comcast.net

Deb Case & Kay Kalick
Houseparty Helpers
Casey3rdj@sbccglobal.net

Fern Rouleau
Mini-Swap
fern@cox.net

Nick Karatjas & Linda Clark
Operations
n.karatjas@gmail.com

Bernadette Shustak
Publicity
Sportswdw@comcast.net

Barb Anderson & Cathy Kalte
Public Day
Barb-a2110@hotmail.com

Kathie Alexander & Sue Hamlin
Registration
kathieskuties@comcast.net

Barbara Thornton-Hill
Roundtables & Mega Roundtables
bathca@gmail.com

Clark Roberts
Sales Room
jorobminidolls@aol.com

Becky Lipscomb
Silent Auction
Realmag1945@gmail.com

Kim Wood
Souvenirs
Gwood14@att.net

Callie Brunelli & Katerina Vatiatto
Souvenir Book
weefolkandfantasy@gmail.com

Carolyn Eiche
Table Host/Hostesses
carolyneiche@verizon.net

Janet Smith
Theme Luncheons
desertminis@gmail.com

Susan Karatjas
Pre-convention workshops
susan@sdkminiatures.com

Leanne Kirsch & Barbara Lundberg
Workshops
lkirsch@drtel.net

Ann Pennypacker
Tote Bags
aminithing@comcast.net

Welcome to The Legend of Sleepy Hollow and the city of Scranton, Pennsylvania, where we are planning an exciting week for you full of activities as we take you to back to the hauntingly good times of Halloween.

The Steering Committee has been working hard to bring you awesome workshops, theme luncheons, and of course a wonderful sales room. There are many activities planned, along with spectacular Souvenirs and exquisitely creative 1/4" scale Centerpieces. Let's not forget the chance to win fabulous Houseparty Helpers.

Our instructors are offering some spectacular pre-convention workshops during the day. Thursday night features **Sleepy Hollow, off the pages and into your imagination**, our evening workshop hosted by Ruth Stewart. This is another event you won't want to miss so sign-up early!

Friday's events will include an opening luncheon where you will have your first glimpse into haunted houses and ghoulishly good fun, followed by the grand opening of the Sales, Exhibit and Hospitality Rooms and an opportunity to bid in the first of our Silent Auctions. In our Hospitality Room, you will have lots to keep you occupied and you will have a chance on Friday to make a mask for the Saturday evening costume party banquet. Also, available on Friday will be is the chance to purchase some fabulous roundtables.

The Hospitality Room will open Thursday thru Saturday, so please check your schedule for times. In addition to making a mask, our Hospitality Room will provide a place to meet friends, participate in games and activities, and a special project that parts of will be given out all three days. Perhaps you can work on that a project there with friends.

Saturday's events include more opportunities to shop and enjoy the exhibits and hospitality, as well as to participate in the second Silent Auction. Saturday evening's festivities begin with a no host cocktail party, where we encourage you to come in costume and enjoy the fun leading up to our banquet and the drawing for the Houseparty Helpers.

Trick or Treating will take place from Thursday through Saturday.

The festivities end on Sunday as we award the lucky winners of the centerpieces at the closing brunch and then the Sales and Exhibit Rooms are open for one final swing until 4:00 pm.

We have a very busy schedule filled with fun activities, so please review your schedule carefully for times and locations.

We are pleased that you will be joining us in Scranton Pennsylvania for The Legend of Sleepy Hollow!

Debbie

Alician



2017 M-1 Small scale Houseparty "Boo Crew" Scranton, PA



<u>Committee</u>	<u>Chairperson</u>	<u>Phone Number #</u>	<u>E-Mail</u>
Chairman	Debbie Colombo	845-855-1766 (H) 845-591-5352 (C)	irvfink@gmail.com
Assistant Chairman	Alician Pearce	608-757-1670(H) 608-751-1270(C)	ubfaep@yahoo.com
Centerpieces	Terry Unnold Sue Osteimer	203-359-8641 203-322-9699	tlunnold@aol.com snosue7@aol.com
Charity - Maria Fareri Children's Hospital	Debbie Colombo	845-855-1766	irvfink@gmail.com
Door Prizes	Ellen Scofield Barb Antol	518-851-9840 845-724-5943	ellenshouse@mhccable.com chesterfield_bear@yahoo.com
Exhibit Room	Wanda Simons	302-738-3073	wmsimons@udel.edu
Gold Star Volunteer	Rachelle Spiegel	718-956-1856	byrachelle@mindspring.com
Hospitality	Pat Brown Judy Lloyd	732-255-3857 908-964-5188	Pbrown2002@comcast.net Judy9859@aol.com
Host/Hostess	Carolyn Eiche	718-497-0548	carolyneiche@verizon.net
Table Seating	Carolyn Eiche	718-497-0548	carolyneiche@verizon.net
Houseparty Helpers	Deb Case Kay Kalick	608-449-4296 716-7544595	Casey3rdj@sbcglobal.net themouse_house@hotmail.com
Mini Exchange	Fern Rouleau	401-427-0719	fern@cox.net
Operations	Nick Karatjas Linda Clark	724-388-5099 834-399-6233	n.karatjas@gmail.com nyfeatherlite@yahoo.com
Silent Auction	Betty DeWitt Patty Johnson	706-896-3291 309-912-0392	dewittb@windstream.net pattyj46@yahoo.com
Publicity	Bernadette Shustak	845-855-3839	sportswdw@comcast.net
Registration	Kathie Alexander Sue Hamlin	845-225-6128 845-489-1321	kathieskuties@comcast.net cshore0123@hotmail.com
Roundtable and Mega Roundtables Workshops	Barbara Thornton-Hill	530-265-5704 Home 650-380-2028 Cell	bathca@gmail.com
Sales Room	Clark Roberts	610-967-5375	jorobminidolls@aol.com
Souvenir Book	Callie Brunelli Katerina Vatiatto	607-821-9104	weefolkandfantasy@gmail.com
Souvenirs	Kim Wood	317-502-6961	Gwood14@att.net
Special Media Guru	Kim Ash	(317) 571-8094	kim@miniatures.org
Theme Luncheons	Janet Smith	575-532-5432	desertminis@gmail.com
Tote Bags	Ann Pennypacker	610-496-9382	aminithing@comcast.net
Workshops Pre-Convention	Susan Karatjas	724-388-2901	susan@sdkminiatures.com
Workshops	Leanne Kirsch Barbara Lundberg	701-683-5205 503-643-4752	lkirsch@drtel.net barbara.lundberg@comcast.net
Thursday Evening Workshop (Project by Ruth Stewart)	Debbie Colombo Alician Pearce	845-855-1766 608-757-1670	irvfink@gmail.com ubfaep@yahoo.com
Public Day	Barb Anderson Cathy Kalte	920-459-8259 847-254-0508	Barb-a2110@haotmail.com ckminis@sbcglobal.net
HP Advisory Member	Karen Barone	561-596-6855	Kbarone0117@gmail.com



Houseparty Information

These definitions are provided to explain NAME Convention/Houseparty Terminology and the activities available.



Academy of Honor (AOH)

Recognizes those members of NAME whose talent, leadership and achievements have helped determine and preserve the art of miniatures.

Annual Business Meeting

As authorized by NAME Bylaws, the primary purpose of the Annual National Convention is to hold the annual meeting of its members. Its function is to provide a forum to conduct NAME business by bringing together NAME Officers, Board Members, Club Presidents, State Reps, Regional Coordinators and Members. All NAME members are invited to attend. If they are not registered for the Convention, they must present a current membership card. All members have an equal vote. The results of the election of officers are announced every two years. Changes in the NAME Bylaws are voted on annually, if such changes are proposed. The President of the Association chairs the Business Meeting.

Auction

An auction of special items donated to NAME with all proceeds going to NAME. This is held in the evening.

Banquet

This is the main formal meal, served on Saturday evening. Door Prizes and Houseparty Helpers are drawn and Table Favors and Table Exchange gifts are exchanged.

Centerpiece

All tables at all meal functions feature a centerpiece. These are miniature scenes, depicting the Convention theme, which various NAME members have created. There is a drawing at the Sunday Brunch and a winner at each table receives the centerpiece.

Club Presidents Meeting

A meeting is held for any Club President or Club representative to allow our Clubs an opportunity to share ideas and discuss solutions to problems.

Convention Badge

Your name badge must be worn at all convention functions. You may not lend your badge to anyone for any reason. If you leave the hotel for anything other than a Convention function, please remove your badge. It's a sure sign you are a tourist with money in your pocket.

Door Prize

Door Prizes are miniature items donated by registrants. They are valued from \$10.00 to \$50.00. Door Prizes are given at meal functions by a drawing of table seat number. If you donate one, turn it in at the Registration Area. They should be boxed, but unwrapped.

Exhibit Room

A Convention highlight is a wonderful display of miniatures that have been brought by the registrants to share with everyone attending. Exhibit hours are listed in the Schedule of Events.

First Timers Meeting

A meeting held for all those attending their first Convention to introduce these registrants to the terminology of the Convention and to answer any questions.

Garage Sale

This is a typical garage sale of miniature items donated to NAME. There will be bargains galore, so arrive early!! Please be courteous to other shoppers. No hoarding a large number of items to sort through in a corner of the room later.

Gold Star Volunteers

This is a program that allows attendees to volunteer their time to assist the various committees at the Convention. Volunteers who work for at least two hours at the Convention receive a Gold Star Volunteer pin.

Hospitality Room

A room is setup for the registrants to stop by and chat with other registrants. The hours of the Hospitality Room are listed on the Schedule of Events. Special activities, exclusive to the Hospitality Room, will be provided.

Hostess/Host

Registrants sign up ahead of time to be a hostess or host at meal functions. They have specific duties such as putting the centerpiece and souvenirs on the table at each meal function, overseeing the sign-in sheet, introducing the guests to each other, making the guests feel welcome, etc. It is best to have attended a NAME Convention at least once before you sign up to be a Hostess/Host.

Houseparty Helpers

Houseparty Helpers are donated items valued at \$150 or more. Raffle tickets are sold and the proceeds will be used to defray Convention expenses. Purchase your tickets and place them in the box for the item you would like to win. One ticket is chosen from each container and that person wins that Helper. **Helpful Hint:** *Pre-printed return address labels are very helpful when putting your name on the Houseparty Helper tickets and on the sign-up sheet at meal functions.*

Meal Functions

All meals on the Schedule of Events, with the exception of the Theme Luncheons/Dinners or meals served on the Tours, are included in the registration fee.

"Mega" Roundtable Workshops (NEW EVENT)

Instructors will offer hands-on workshops in small groups in the roundtable workshop room. Kits are sold for \$10 or less and the workshop should take two hours or less to complete. Pre-sales for Mega Roundtable kits are held prior to the workshop session, and remaining kits are sold in the workshop room. These workshops are listed in the Souvenir Book and a separate list is provided in the registration packet you will receive at the Convention. Finished kits will be on display near the registration area during registration hours.

NAME "GALA" Event

This is a NAME fundraiser usually held on Wednesday evening. There are usually refreshments, could have entertainment, a possible auction of special items and a small gift is presented. Each "GALA" is different based on the theme of the Convention. You must pre-register for one of the limited spaces available at an additional fee.

No Host Cocktail Party

A cash bar cocktail party held prior to the banquet on Saturday evening. It gives you an opportunity to visit with other guests and view those registrants who choose to wear theme-related costumes.

Pre-Convention Workshops

One, two or three-day workshops are given by instructors on Monday, Tuesday and Wednesday preceding the Convention. They are limited in number of participants and you must pre-register for these workshops. A list of these workshops is included in your registration packet. These workshops fill up quickly and are filled on a first come, first served basis according to registration form arrival. First-day arrivals (all those received on or before a specified date regardless of order received) will be registered first. Those arriving the following day will be second-day and processed next, etc. If there are more first-day arrivals than space will allow, those registrations will go to a lottery. If your first choice is full and you have indicated other choices, you will be registered in your next choice if space is available. Fee adjustments will be made if necessary. If you are placed on a waiting list, your check will be held. If you do not get into the wait-listed workshop, your check will be returned following the Convention. A fee is charged for Pre-Convention Workshops. If there are any openings remaining in these workshops, they will be filled at the Convention.

Regional Meetings

Members from each region get together with their Regional Coordinator and State Representatives to make plans for the coming year. A report of the previous year is also given. This is a wonderful opportunity to have input into the events and projects planned for your region. And is a way of showing your Regional Coordinator and State Reps that they have your support.

Registered Workshops

Workshops are given by instructors on Thursday and Friday during the Convention and are usually 4 hr or less. The number of participants is limited and you must pre-register for these workshops. A list of the workshops is included in your registration packet. Please see "Pre-Convention Workshops" for an explanation of how the workshops are filled. A fee is charged for Registered Workshops. If there are any openings remaining in these workshops, they will be filled at the Convention.

Registration at the Convention

When registrants arrive at the Convention/HP, they need to report to the Registration area to pick up their packet of information, name tag, tote bag and souvenir book. Registrants will also sign up for table seating for the meal functions if they have opted not to be pre-seated. The Schedule of Events lists the frequent hours the Registration area is open. This is the best time to drop off Door Prizes, Houseparty Helpers, Auction and Garage Sale items.

Roundtable Workshops

Instructors will offer hands-on workshops in small groups in the roundtable workshop room. Kits are sold for \$5 or less to complete the workshop, which should take 30 minutes or less. Pre-sales for Roundtable kits are held prior to the workshop session, and remaining kits are sold in the workshop room. These workshops are listed in the Souvenir Book and a separate list is provided in the registration packet you will receive at the Convention. Finished Kits will be on display near the registration area during registration hours.

Sales Room

Selected dealers with a variety of miniature merchandise at various prices. The hours of the Sales Room are listed on the Schedule of Events.

Souvenirs

These are specially made gifts for each Convention registrant. Souvenirs are limited editions and made only for this Convention. They are presented at the meal functions. Registrants are not to open souvenirs until an announcement is made to do so, then everyone opens them at the same time.

Souvenir Book

A book printed especially for the Convention containing the Convention Schedule of Events, a list of the workshops and items related to the Convention theme. The Souvenir Book is a nice addition to a miniature library.

Table Exchange Gifts

Many registrants make or buy one gift valued at approximately \$10 to \$15 to exchange with another person at their table whose also brought a gift. This is an optional, but popular, tradition for the Saturday Night Banquet. Table Exchanges should be gift wrapped (include your name/contact info inside).

Table Favors

There will be ten attendees at each table. Many registrants make or buy nine small gifts, valued at approximately \$3 to \$5, to present to their table companions at the Saturday Night Banquet. This is entirely optional, but most guests do elect to participate. It is fun if the Table Favors are theme related and wrapped as a gift (include your name/contact info inside).

Theme Luncheons and Dinners

These are luncheons or dinners at which an artisan will present a demonstration or lecture on a specific subject. The number of participants is limited and you must pre-register for these luncheons. A list of these Luncheons and Dinners is included in your registration packet. Please see "Pre-Convention Workshops" for an explanation of how the luncheons and dinners are filled. A fee is charged for Theme Luncheons and Dinners. If there are any openings remaining in the Theme Luncheons and Dinners, they will be filled at the Convention.

Tote Bags

At registration you will receive a Tote Bag of miniature favors donated by NAME Clubs and individual members. Donations are normally a sufficient quantity to give one per attendee, although any quantity is greatly appreciated. Not everyone will get the same Tote Bag Favors, but the distribution will be pretty equal. If you wish to donate Tote Bag Favors, there is a form available in your registration packet.



Schedule

Tentative as of: 5/01/2017



Wednesday, Sept. 20, 2017

Noon	All Committee Members present
12:30pm – 1:00pm	Walk through
1:00pm – 5:00pm	Set up & decorating
6:00pm – 8:00pm	Registration* Open
8:00pm	Steering Committee Meeting

Thursday, Sept. 21, 2017

7:00am – 8:00am	Registration* Open
7:30am – 8:00am	Pre-convention Workshop Set Up
8:00am – 10:00pm	Trick or Treating
8:00am – 5:00pm	Pre-convention Workshops
Noon – 1:00pm	Registration* Open
Noon – 3:00pm	Hospitality Room Open
Noon – 3:00pm	Exhibit Room-Exhibitor Set Up
Noon – 5:00pm	Sales Room Set Up
4:00pm – 5:30pm	Registration* Open
5:00pm – 6:00pm	Free for dinner
7:00pm – 10:00pm	"Sleepy Hollow, out of the pages into your imagination" Workshop (Room opens for seat selection: 6:45)

Friday – Sept. 22, 2017

7:00am – 8:00am	Registration* Open
7:00am – 8:30am	Exhibit Room-Exhibitor Set Up
7:00am – 11:30am	Sales Room Set Up
7:00am – 7:30am	Registered Workshop Set Up
7:30am – 11:30am	Registered Workshops
8:00am – 10:00pm	Trick or Treat
8:00am – 11:00am	Hospitality Room Open
11:30am – Noon	Host/Hostess Meeting
Noon – 1:15pm	Opening Luncheon
1:30pm – 5:30pm	Sales Room Open
4:00pm – 6:00pm	Silent Auction #1
2:00pm – 4:30pm	Exhibit Room Open
3:30pm – 5:30pm	Hospitality Room Open
4:30pm – 5:00pm	Registration* Open
5:00pm – 6:00pm	Free for Dinner
6:00pm	DEADLINE for Special Needs Roundtable & Mega list & money drop off
6:00pm – 7:00pm	Small Scale Tips & Techniques!
7:45pm – 8:00pm	Round Table Set Up
8:00pm – 8:30pm	Round Table Sales
	Room must be cleared by 8:30
8:45pm – 9:00pm	Mega Roundtable Set Up
9:00pm – 9:30pm	Mega Roundtable Sales
9:30pm – 10:00pm	Round Table and Mega Workshops

Registration* - During these hours the Committee will accept items for Auction, Door Prizes, Houseparty Helpers and Mini Swaps. You may also sign up for Table Seating and Gold Star Volunteers if you didn't do so ahead of the event.

Late Registrations arriving after 5pm on Friday evening or anytime Saturday may be picked up in Operations.

Saturday – Sept. 23, 2017 continued

7:00am – 7:30am	Registered Workshop Set Up
8:00am – 10:00am	Hospitality Room Open
10:00am – 11:30am	Exhibit Room Open
7:30am – 11:30am	Registered Workshops
8:00am – 5:00pm	Trick or Treat
12:15pm – 1:30pm	Theme Luncheons
3:00pm – 5:30pm	Silent Auction #2
1:30pm – 5:00pm	Sales Room Open, Exhibit Room Open
2:00pm – 5:00pm	Shipping Counter Open
3:30pm – 5:30pm	Hospitality Room Open
4:30pm – 5:15pm	Pick up Mini Swap Items
5:15pm – 6:00pm	Optional Meetings, Online meeting, etc.
5:30pm – 6:00pm	Pick up Gold Star Pin in Operations
5:30pm – 6:30pm	Final trick or treat catchup
6:00pm – 7:00pm	No-Host Cocktail Party
6:30pm – 7:00pm	Host/Hostess Meeting
7:00pm – ??	Halloween Costume Party (Banquet)

Sunday – Sept. 24, 2017

8:30am – 9:00am	Host/Hostess Meeting
9:00am – 11:00am	Closing Brunch
10:30am – 1:30pm	Shipping Counter Open
11:30am – 3:30pm	Sales Room & Exhibit Room Open to Public

My Tear Sheet Record		
Did I Send It?		Date Sent
Forms Sent to:		
NAME PO Box 69 Carmel, IN 46082		
	Thursday Evening Workshop FORM	
	Pre-Convention Workshop FORM	
	Registered Workshop FORM	
	Theme Luncheon FORM	
Forms Sent to each Committee Chairperson(s): (NOT TO THE NAME OFFICE)		
	Advanced Table Seating Request - FORM	
	Door Prizes - FORM	
	Exhibits - FORM	
	Gold Star Volunteer - FORM	
	Host/Hostess - FORM	
	Houseparty Helpers - FORM	
	Mini Swap - FORM	
	Roundtable/Mega Instructor – FORM & SAMPLE	
	Silent Auction FORM	
	Souvenir Book Ad - FORM	
	Tote Bag Favor - FORM	

The Legend of Sleepy Hollow—Preconvention Workshops


1-Day Workshops • Thursday 8:00 a.m. - 5:00 p.m.



TH1 - 1/4" Gothic Display House

by Debbie Young

1/4" scale • \$189



TH2 - Under My Hat

by Cat Wingler

1/4" scale • \$174



TH3 - The Wicked Witch of Sleepy Hollow

by JoAnne Roberts

1/4" scale • \$229



TH4 - 1/4" Home Sweet Coffin

by Charlotte Atcher

1/4" scale • \$159



TH6 - Bewitching Costume Shop

by Georgia Queen & Jean Lierman


1/4" scale • \$99



TH7 - 1/2" Scale Weeping Cherry or Birch Tree

by Marilyn Lauffer

1/2" scale • \$84



TH8 - CC Matchbox-Pool Table Scene

by Callie Brunelli

1/144th" scale • \$54

The Legend of Sleepy Hollow—Preconvention Workshops

1-Day Workshops • Friday 7:30 a.m. - 11:30 a.m.



F1 - Happy Fall Y'All Decorations Galore

by Karen Benson
1/4" scale • \$64



F2 - Quarter Scale Kitchen Magic
by Sally Manwell
1/4" scale • \$84



F3 - A Wizard's Bookcase
by Marti Icenogle
1/4" scale • \$49



F4 - Harvest Kitchen
by Kristie Norman
1/4" scale • \$55



F5 - Black Cat Playroom
by Janet Smith
1/4" scale • \$44



F6 - Midnight at the Mausoleum
by Jackie Batcheller
1/4" scale • \$64



F7 - 1/4" Party Dress on a Mannequin with Matching Hat
by Rachelle Spiegel
1/4" scale • \$59



1-Day Workshops • Saturday 7:30 a.m. - 11:30 a.m.



S1 - A Girl's Got to Accessorize
by Georgia Queen & Jean Lierman
1/2" scale • \$74

S2 - Van Tassel Kitchen Hearth in a Cabinet
by Cat Wingler
1/4" scale • \$74



S3 - Spooky Cakes
by Ruth Stewart
1/4" scale • \$59



S4 - Pair of Peacocks-Be Proud
by Barbara Ann Meyer
1/4" scale • \$54

S6 - Country Table and Chairs in Half Scale
by Ann Pennypacker
1/2" scale • \$39



S5 - 1/4" LED Hurricane Lamp
by Judith Oak Andraka
1/4" scale • \$39



S7 - Humpty Dumpty Had A Great Fall
by Cindy McDaniel
1/4" scale • \$63





Pre-Convention Workshops

Thursday, September 21, 2017
8:00 AM – 5:00 PM



Thursday Workshops

TH1 – 1/4" Gothic Display House by Debbie Young

Class Fee: \$189

Join Debbie Young as you build this 1/4" Gothic Display House. It combines the best of both worlds, with architectural detail and electrified rooms that will highlight furniture. Because all the rooms are viewed from the front, it will be the perfect place to display all of your roundtables and other treasures. The house is electrified and students will learn to wire using LED's. The roofs are pre-shingled and cast making assembly quick and easy. The house consists of 4 room sized vignettes (the one behind the front porch slides out for easy decorating) and a tiny attic room as well as room on the porch for additional displays. Students will only need to bring a very basic tool kit that should contain their favorites as well as an X-acto knife, extra blades, ruler, an assortment of paintbrushes (for house paint and detail work) scissors and tweezers. Instructor will provide all paints, glues, varnishes and other assorted supplies required for the class as well as sandpapers, emery board, cutting board, paper towels, waxed paper, etc. 6" D x 9"W x 12"H

Minimum Skill Level: Beginner

1/4" scale

TH2 – Under My Hat by Cat Winger

Class Fee: \$174

Under my hat.....Or rather, home is IN my hat. This little Witchy cottage is built into the side of my hat. Hey, if Baba Yaga can have a house on Chicken feet; I don't see why I can't have mine on my hat. Granted, the swamp can be a problem but the pumpkin patch uses up a lot of that water, so it's safe - as long as the cauldron doesn't boil over. Everything is included, and all the parts pre-cut for you, you choose how much to age and distress the scene. It's sized to fit a standard dome. The cauldron and fireplace are wired into the hat base for easy access. 6-1/2" x 8"

Minimum Skill Level: Beginner

1/4" scale

TH3 – The Wicked Witch of Sleepy Hollow by JoAnne Roberts

Class Fee: \$229

Students will do something different for this quarter scale class. They will dress the witch that goes on top of a two story roombox. The inside of the box will already be completed, so all you have to do is concentrate on dealing with the witch. Numerous trims and laces will be added to her costume. There is a shell stitching adorning her outfit and students will learn how to make this wonderful trim. The doll is by Mary Dallas Designs. 13"H x 7"W x 9"L

Minimum Skill Level: Intermediate

1/4" scale (inside of witch)

TH4 – Home Sweet Coffin by Charlotte Atcher

Class Fee: \$159

A small little witch found a vacated coffin and decided to renovate. Appearances are everything so, this funky house sits atop a rock base with grand steps leading to the front entrance. The front lifts off for viewing (that is how a coffin works). Lots of windows to keep the damp out, silk covered walls from the previous owner and two unique rooms with all accessories. Join Charlotte for a full day of creepy fun. Tools and materials list will be emailed prior to the houseparty. 6.75" x 4.5" x 8.5"

Minimum Skill Level: Intermediate

1/4" scale

TH5 – 1/4" Witch Croft by Gayle Baillargeon

Class Fee: \$89

With its witch hat bay window, cobweb door and stone fireplace this cozy corner building is perfect as a witch's cottage, a Halloween shop or just a simple country corner. The inside/outside design gives you plenty of room to add interior and exterior décor. You will learn to use simple materials, paint and use air dry clay to create old vines and antiques walls as well as the cobblestone exterior courtyard and slate floors inside. 3.5" x 3.5" x 3"

Minimum Skill Level: Beginner

1/4" scale

(continued)

Thursday Workshops Continued

TH6 – Bewitching Costume Shop *by Georgia Queen & Jean Lierman*

Class Fee: \$99

Your shop will be assembled in a salt box with the spout as an “emergency exit.” The class will include 3 fimo/wire dolls (designed by Suzie Newell – creative/sharing miniaturist who has given us permission to teach this technique). Your little people will have their heads and bodies done but you will costume them. You will also make a head and body so you can add to your scene when you get home. The class also includes a display shelf featuring purses, wigs, skeleton, face and witches hats. There are 2 display shelves on the end walls and various accessories, as well as a carry display tree for various costumes. Landscaping includes a cemetery with see through ghosts and tombstones. Also note the cauldron with brooms. Everything pictured is included in the class. This class probably will not be completed in the time allotted. 5”L x 7”W x 5”H

Minimum Skill Level: Intermediate

1/4” scale

TH7 – 1/2” Scale Weeping Cherry or White Birch Tree *by Marilyn Heath Lauffer*

Class Fee: \$84

Participants will make a tree frame and attach natural, preserved foliage. Learning will be focused on how to elevate the end result from ordinary to extraordinary and students will be able to adapt these techniques to create other species and styles of trees on their own. 6” x 6” x 6”

Minimum Skill Level: Beginner

1/2” scale

TH8 – CC Matchbox-Pool Table Scene (3rd side of CC Bar) *by Callie Brunelli*

Class Fee: \$54

CC Matchbox, Pool Table side, 3rd in series of diorama in vintage Canadian Club Matchbox. You will build a scene of a pool playing skeleton (or real person if you prefer) including a pool table, pool cues, hanging light and more. Original match sticks will be used for beams. A new technique using mirror background will add depth to the scene. 1”H x 1-1/2”W x about 1/2”D

Minimum Skill Level: Beginner

1/144” scale



Pre-Convention Workshop Registration



Workshop registration opens on May 26, 2017
All registrations postmarked on or before that date will be considered first-day arrivals.
~ No refunds after August 15, 2017 ~

THURSDAY, SEPTEMBER 21, 2017

1st Choice: # _____ Title _____ Fee \$ _____

2nd Choice: # _____ Title _____ Fee \$ _____

3rd Choice: # _____ Title _____ Fee \$ _____

ONE PERSON PER FORM, PLEASE

METHOD OF PAYMENT: ☐ Check ☐ Money Order ☐ Visa ☐ MasterCard

If sending a check, make it payable to **NAME Scranton 2017** for your first choice selection.

Name _____ Email _____

Address _____ Phone (____) _____

City _____ State _____ Zip _____

IF YOU ARE USING A CHARGE CARD:

Card # _____ Exp Date _____

Signature (required if using charge card) _____

Workshops are filled on a first come, first served basis according to time of arrival of registration forms. First-day arrivals (all those **postmarked** on or before **May 26th** regardless of order received) will be registered first. **May 27th** postmarks will be second-day and processed next, etc. If there are more first-day postmarked registrants than space will allow, those registrations will go to a lottery. If your first choice is full and you have indicated other choices, you will be registered in your next choice if space is available, otherwise you will be put on a waitlist for that first choice. Fee adjustments will be made if necessary. If you are placed on a waiting list, your check will be held. If you do not get into the wait-listed theme luncheon, your check will be returned or shredded following the Houseparty.

Please mail to: NAME Scranton 2017 ▪ PO Box 69 ▪ Carmel, IN 46082



Registered Workshops

September 22-23, 2017
Friday (Sept 22) & Saturday (Sept 23)
7:30 AM – 11:30 AM



Friday Workshops

F1 – Happy Fall Y’All Decorations Galore by *Karen Benson*

Class Fee: \$64

You can never have enough “STUFF” in your projects. During this workshop we will put together furniture (Settle Bench, Wagon & Bench), make a grapevine wreath & decorate with sunflowers, learn the technique to drape a quilt over the settle, make pillows and assemble and paint Myrtle the Witch, her Black Cat Wilbur who is inviting you to Trick or Treat, Pumpkin with Top Hat (3 included), Pumpkin Wall basket with candles, Wood Stake Pumpkins (12 included in 3 sizes), Jack-O-Lantern Wood Pumpkin (3 included), plant “Mum” type flowers and make the Happy Fall and Autumn Harvest stacked signs. You might not get every little thing done but you will go home with complete directions and lots of color pictures. Only the Settle Bench and Wagon are available from the Quarter Source on a regular basis – the rest of the kits in this workshop are available only for this workshop and during the Houseparty until supplies run out. All paints and glues to complete the kits, as shown, will be provided in the workshop.

Minimum Skill Level: Beginner

1/4” scale

F2 – Quarter Scale Kitchen Magic by *Sally Manwell*

Class Fee: \$84

Put together a table and a laser cut hutch, then paint and/or stain them. Add potion bottles made from a variety of beads, plastic tubing and 3D printed bottles. Fill a shelf with magic books and a special book for the table. Make a broom, a bird cage, a plant for the hutch, an enchanted mixing bowl and plant some mushrooms. Add a couple of pumpkins and you are ready to make magic in your quarter scale kitchen. Use as a stand alone piece or add it to a scene.

Minimum Skill Level: Beginner

1/4” scale

F3 – A Wizard’s Bookcase by *Marti Icenogle*

Class Fee: \$49

Wizards need a bookcase to house their magic books and other magical supplies. And, in this class we are going to create some of the books and other things your wizard will need to create potions and cast spells. The wizard’s bookcase will be partially assembled and ready for you to finish, including adding the all-seeing eye. Once finished, we will fill the wizard’s bookcase with wonderful non-opening quarter scale books that we create using several different techniques. We will also make several potion bottles for him to use in spell casting. Of course, every wizard needs a spell book, so we will assemble a simple open book for him to use. We will finish off with bookcase by adding a couple of document bundles and a couple of tiny scrolls. And you will leave class with extra supplies to make some additional books later. For this workshop, you will need to bring sharp scissors, tweezers, and quick dry tacky glue. 7/8” x 3/8” x 1-5/8”

Minimum Skill Level: Beginner

1/4” scale

F4 – Harvest Kitchen by *Kristie Norman*

Class Fee: \$55

Harvest Kitchen is ready for Halloween, Thanksgiving, or an intimate Fall get together. It is a modern kitchen with ample cabinet space, and the porch looks out over the picturesque Lackawana River. We will construct this miniature kitchen in a 3/4” x 2-1/4” x 7/8” Altoid Tin, learn how to prepare the tin using Alcohol Inks, transform the tin into a room-box, and discuss different decorating techniques using dried flowers, and jewelry findings. Students will assemble the kitchen sink, and create all accessories. The chairs, table, and hutch will be provided, along with fabric rugs and curtains, tiny pumpkins, and other decorating materials.

Minimum Skill Level: Beginner

1/4” scale

F5 – Black Cat Playroom by *Janet Smith*

Class Fee: \$44

Black Cats are supposed to be spooky! But this one is just really cute. Made with a picture frame of a black cat (included in the kit) that stands about 6 inches high, you’ll create a kitty play room. In place of the picture, there’s a 3D printed room that is approximately 2 inches wide. Inside the room...well, what else? Everything a happy kitty (or two or three!) needs for living the good life. A kitty condo, litter box, bed and lots of toys. BYOC (Bring Your Own Cat). Cat not included. Everything else IS included. 4 x 5 x 6 (Room size only 2” wide)

Minimum Skill Level: Beginner

1/4” scale

F6 –Midnight at the Mausoleum by *Jackie Batcheller*

Class Fee: \$64

This haunting scene is pure fun. Reminiscent of scary movie clichés, be warned, the ghost in the mausoleum is watching over the long abandoned cemetery, opening the gate so you can enter. All the parts are pre-cut, its up to you to decide how decrepit your cemetery actually is. The frame and easy LED lighting is included. The vignette is ready to display. 8-1/4” x 2-3/4” x 6-1/4”

Minimum Skill Level: Beginner

1/4” scale

Friday Workshops *(continued)* Continued

F7 – Quarter Inch Scale Party Dress on a Mannequin with Matching Hat *by Rachelle Spiegel***Class Fee: \$59**

Create a dress and a matching hat displayed on a mannequin to fit perfectly into your quarter scale lady's boudoir, sewing room or boutique. Students will learn special techniques to manipulate fabrics, create bows, work with a variety of tiny trims, feathers and ribbons, while keeping all in scale, and to decide how much detail is needed to give the desired effect in such a tiny scale. You will be provided with several choices of colors, styles and trim from which to choose to create your own dress and hat designs. Student supplies and tools needed include small sharp fabric scissors, scissors for paper, fine pointed tweezers, ruler, and tacky type glue and glue applicator (glue syringe or bottle with small metal tip). Class includes one mannequin and hat, color and style determined by student. Please bring magnification, small light and an extension cord if you need them. Approx. 1-1/4" dress form (sized to fit a 1/4" scale doll)

Minimum Skill Level: Beginner**1/4" scale**

Saturday Workshops

S1 – A Girl's Got to Accessorize *by Georgia Queen & Jean Lierman***Class Fee: \$74**

A Girl's got to accessorize! Decisions – decisions – what broom will I choose today? Join Georgia and Jean in creating a shadow box in a 5 x 7 lighted frame. You will dress your little witch (whose body will be formed before class) in a paper costume and make your 5 brooms which will hang on a display rack on the wall. And she even has her own pet spider. You will also make an assortment of pumpkins and wallpaper the back and side walls. The taskboard (a wonderful product to use) shadow box can be left unassembled if you wish to make transporting home easier. This project should be finished in the allotted time.

Minimum Skill Level: Beginner**1/2" scale****S2 – Van Tassel Kitchen Hearth in a Cabinet** *by Cat Winger***Class Fee: \$74**

The Van Tassel farm was the most prosperous farm in Sleepy Hollow, and the kitchen hearth shows it. With the huge fireplace with the Delft tiles, harking back to the Van Tassel Dutch Ancestry, and the Delft china having pride of place, it's no wonder that poor Ichabod had his eyes on the heiress. The Cabinet that houses the hearth is inspired by the Dutch Gables of the Hudson River Valley region. You can display it closed and show off the front or leave it open and show off the hearth. Featuring a lighted fire and a lighted candle on the mantle, you will find it simple to electrify the scene. The pumpkin is waiting to be carved; there is a bowl of apples to be roasted. I've left room for you to add a few accessories of your own. 2-1/2D x 3-1/2W x 5"H

Minimum Skill Level: Beginner**1/4" scale****S3 – Spooky Cakes** *by Ruth Stewart***Class Fee: \$59**

Come and join us for a spooktacular time of making 1:48 Halloween cakes. You will get a mold to keep and Ruth will teach you how to do detailed decorating and also how to make tiny pumpkins. A perfect way to fill your bakery. 7/16" high for most of the cakes.

Minimum Skill Level: Beginner**1/4" scale****S4 – Pair of Peacocks-Be Proud** *by Barbara Ann Meyer***Class Fee: \$54**

In this class, students will learn the simple steps to paint and sculpt peacocks. The bodies of the birds will be supplied, and they will be painted. The tails will be cut and painted by the student, and everyone will be proud of their peacocks. 1-1/4 x 1/2" x 5/8"

Minimum Skill Level: All Skill Levels**1/4" scale****S5 – Quarter Scale LED Hurricane Lamp** *by Judith Oak Andraka***Class Fee: \$39**

Using various metal findings, we will glue them together and electrify it with an LED chip light. The chimney will be shaped to give a flair at the top. The metal parts of the lamp will be antiqued to give it a "homey" look. 3/16" diameter x 3/8" H

Minimum Skill Level: Beginner**1/4" scale****S6 – Country Table and Chairs in Half Scale** *by Ann Pennypacker***Class Fee: \$39**

Every kitchen can use a table and chairs! While in class you can assemble these wooden chairs and table. This class will move along in order to get both chairs assembled within the time allotted. Bring a glue jig to make work easier. 2-1/2" x 2" x 2-14/16"

Minimum Skill Level: All Skill Levels**1/2" scale****S7 –Humpty Dumpty Had A Great Fall** *by Cindy McDaniel***Class Fee: \$63**

You will paint, wallpaper, dress the bed, make birdhouses and a trellis with a variety of flower colors to select from. Each person will receive an animal (which will vary). There is no sewing required. The only thing you need to bring is your choice of paint color for outside and a basic tool kit. Glass case is included. 3-1/2" x 3-1/2" x 4-3/4"

Minimum Skill Level: Beginner**1/4" scale**



Registered Workshop Registration



Workshop registration opens on May 26, 2017

All registrations postmarked on or before that date will be considered first-day arrivals.

~ No refunds after August 15, 2017 ~

FRIDAY, SEPTEMBER 22, 2017

1st Choice: # _____ Title _____ Fee \$ _____

2nd Choice: # _____ Title _____ Fee \$ _____

3rd Choice: # _____ Title _____ Fee \$ _____

SATURDAY, SEPTEMBER 23, 2017

1st Choice: # _____ Title _____ Fee \$ _____

2nd Choice: # _____ Title _____ Fee \$ _____

3rd Choice: # _____ Title _____ Fee \$ _____

ONE PERSON PER FORM PLEASE

METHOD OF PAYMENT: ☐ Check ☐ Money Order ☐ Visa ☐ MasterCard

If sending a check, make it payable to **NAME Sacramento 2017** for your first choice selection.

Name _____ Email _____

Address _____ Phone (____) _____

City _____ State _____ Zip _____

IF YOU ARE USING A CHARGE CARD:

Card # _____ Exp Date _____

Signature (required if using charge card) _____

Workshops are filled on a first come, first served basis according to time of arrival of registration forms. First-day arrivals (all those **postmarked** on or before **May 26th** regardless of order received) will be registered first. **May 27th** postmarks will be second-day and processed next, etc. If there are more first-day postmarked registrants than space will allow, those registrations will go to a lottery. If your first choice is full and you have indicated other choices, you will be registered in your next choice if space is available, otherwise you will be put on a waitlist for that first choice. Fee adjustments will be made if necessary. If you are placed on a waiting list, your check will be held. If you do not get into the wait-listed theme luncheon, your check will be returned or shredded following the Houseparty.

Please mail to: NAME Scranton 2017 ▪ PO Box 69 ▪ Carmel, IN 46082



Theme Luncheons



Saturday, September 23, 2017 12:15 PM - 1:30 PM

TLS1 – Come Age With Me & Have A Swell Time by Karen Benson

Fee: \$109

Always wondered how you could get that rusty look or the beautiful verdigris patina on the garden sculpture? Wonder no more. Come age with Karen and you will have a swell time. You will go home with a starter set of mini size Swellegant metal paint, patinas and dye oxides (\$39 value) and a laser cut plywood garden gate to practice aging and a very special souvenir that Karen has aged just for you. During the luncheon Karen will show you the basic steps to age wood, metal and paper items. Samples will be available to circulate at each table and you will receive a written handout that will walk you through the process step by step. Also included will be references so you can learn even more aging techniques.

TLS2 – Spooky Special Effects by Gayle Baillargeon

Fee: \$94

Great glowing ghosts! Find out how to add spooky effects to your miniature scene with easy LED lighting and common craft supplies. Mechanisms for sound and motion will also be demonstrated. Each person will go home with a 1/4" scale roombox that includes an automated lightning storm effect. It is all ready for your witch or wizard to move in.

TLS3 – The Elegant Witches Tea Party by Cat Winger

Fee: \$74

You are invited to a tea party, don your witch's hat and join us for a wicked good time! Nobody can party like a witch and we're here to prove it! Gone are the bad old days of rustic witchery, modern day witches are choosing to be elegantly fashionable! The souvenir is limited to this event only and will be a lovely addition to a witch's home, one which speaks to the elegant side of witching! Prizes awarded for the best homemade witch's hat. Lots of fun, some surprises, and a souvenir every witch would love to have, what more can you ask for?

Theme Luncheon Registration Form

Luncheon registration opens on MAY 26, 2017

All registrations postmarked on or before that date will be considered first-day arrivals.

~ No refunds after August 15, 2017 ~

1st Choice: # _____ Title _____ Fee \$ _____

2nd Choice: # _____ Title _____ Fee \$ _____

3rd Choice: # _____ Title _____ Fee \$ _____

One person per form please.

METHOD OF PAYMENT: ☐ Check (made out to: **NAME Scranton 2017**) ☐ Money Order ☐ Visa/MasterCard

Name _____ E-mail _____

Address _____ Phone (_____) _____

City _____ State _____ Zip _____

CHARGE CARD PAYMENT ONLY

Credit Card # _____ Exp. Date _____

Signature (if using charge card) _____

Theme Luncheons are filled on a first come, first served basis according to time of arrival of registration forms. First-day arrivals (all those **post-marked** on or before **May 26th** regardless of order received) will be registered first. **May 27th** postmarks will be second-day and processed next, etc. If there are more first-day postmarked registrants than space will allow, those registrations will go to a lottery. If your first choice is full and you have indicated other choices, you will be registered in your next choice if space is available, otherwise you will be put on a waitlist for that first choice. Fee adjustments will be made if necessary. If you are placed on a waiting list, your check will be held. If you do not get into the wait-listed theme luncheon, your check will be returned or shredded following the Houseparty.

Please mail to: NAME Scranton 2019 ▪ PO Box 69 ▪ Carmel, IN 46082



“Sleepy Hollow-Out of the pages and into your imagination”

(Thursday Evening Event)

Thursday evening, Sept. 21, 2017

7:00 PM to 10:00 PM

Cost to participate: \$60.00



Ruth and Dan Stewart has created a special project for our Thursday Evening Event. Pouring forth from the pages of The Legend of Sleepy Hollow book – is a partially covered bridge with the spooky old tree, a lantern, an exact replica of the Sleepy Hollow sign, and a wonderful pumpkin with a carving of the headless horseman! Students will have 3 hours to complete this fun and fabulous project. Committee members will be assigned to each table to assist with construction. The workshop contains everything pictured above.

We will, of course, have some party snacks as well as a cash bar. Come prepared to party!

“Sleepy Hollow- Out of the pages and into your imagination”

THURSDAY EVENING EVENT

Registration Fee: \$60 (This is a fundraiser for NAME)

ONE FORM PER PARTICIPANT, PLEASE

METHOD OF PAYMENT: ☐ Check ☐ Money Order ☐ Visa ☐ MasterCard

Name _____ Email _____

Street Address _____ Phone (____) _____

City/State/Zip _____

IF YOU ARE USING A CHARGE CARD:

Charge Card # _____ Exp. Date _____

Signature _____

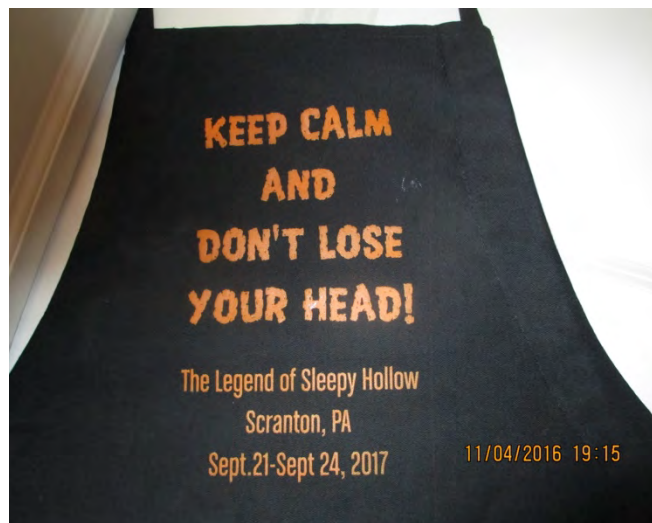
**Please make a SEPARATE CHECK payable to “NAME Scranton 2017” and send to:
NAME Scranton 2017/Thur. Evening Event, PO Box 69, Carmel, IN 46082**



Apron Fundraiser



Hopefully you have all seen the committee members over the past two years wearing their committee aprons during Conventions, Houseparties, or local events. We have been asked by so many of you how to get a one. Here is your chance to order and wear your Sleepy Hollow “Keep Calm and Don’t lose your Head” Houseparty apron!



Apron color : Black with Orange lettering

Go to: <https://booster.com/sleepy-hollow-houseparty> to place you order. Orders can only be placed between May 8th to May 26th, 2017.

Aprons will be delivered directly to you by the end of June 2017.



DOOR DECORATING CHALLENGE



Why not get into the Halloween spirit by decorating your room door?? It is an easy and fun way to get into the spirit of the Houseparty. You may decorate your door anyway you like, but please, NO NAILS or THUMB TACKS! Please, nothing that will damage the doors. Tape, blue tack or on command strips are ok to use. Want to make your door spooky? Or how about a little fun?? Just imagine the fun you will have going around the hotel to look at all the different door decorations. Walk around with friends and see which one is your favorite, which one is the funniest, and see which one is the spookiest.

For everyone participating in the door decorating, you will need to find Katerina Vatiatto and give her your name and room number. The hotel staff for the weekend will judge the doors and select our winners. We have some wonderful prizes lined up! get your thinking caps on and start gathering those supplies for your door!

If you have any questions, please contact

Alician Pearce
ubfaep@yahoo.com





Trick or Treat



Do you remember getting dressed up and going door to door with your friends, and yelling “trick or treat”?? And then going home and dumping out your treat bags to see what kind of goodies you got? And comparing to see who got what?? Well, we are taking you back to that time! You will get to trick or treat, but instead of candy, and yes there will be some candy, you will get miniatures as your treats!!! We have found 20 people that will have special treats just for you. You are asking, but how will I know who has the treats??

When you are given your tote bags, you will also get 20 tickets with a number on them from 1-20. Our treat givers will be wearing a special pin, like the photo.

When you find them, you have to say “Trick or Treat”! And then give them your ticket with their number on it, then they will dig into their bag and give you a treat that has been made just for you! So it is kind of a scavenger hunt and trick or treating event combined! Some treat givers will be dealers, workshop teachers, theme lunch presenters, committee members, but please remember, if someone is teaching, be patient. Let them finish what they are doing first.....

Trick or treating begins on Thursday and will go up to the banquet on Saturday night. Missed one of your treats? Don't fret! All the Treat givers will be available during the no host cocktail hour to hand out the last treats. When you are all done, you will have 20 new miniatures! Have fun!!!!!!



Advanced Table Seating



We know that many of you are traveling together or plan to meet friends from all over the world at the Houseparty and would like to sit together for the meal functions. It is our goal to accommodate your seating preferences. When you fill out this form, please be sure that everyone you list agrees to this arrangement and that no one is part of another seating group. **Please send only one form per group.** The maximum number is 10 per table; however you do not have to fill a complete table. **One of the 10 spaces will be designated for the hostess.** You may choose your own table hostess by having the hostess complete the Table Hostess Form and by indicating that she would like to be the hostess for your group. Otherwise, a hostess will be provided for each table. If you have no seating preference, please indicate that on this form or there will be on-site seating registration where you can choose a table that still has available spaces once you arrive.

You will find your table assignment on the backside of your badge at registration.

The Saturday night Table Favors and Gift Exchange have become a tradition. The **Table Favors** should have an approximate value of \$3 to \$5. If you wish to participate, you should bring one favor for each of the 9 other people at your table. If everyone at your table participates, you will receive 9 favors in return. The **Gift Exchange** items should be valued at approximately \$10 to \$15. If you bring a gift, you will receive a gift. Both exchanges are entirely optional.

Please return this form by **July 14, 2017** to:

Carolyn Eiche
68-15 64th Street
Glendale, NY 11385
718-497-0548 carolyneiche@verizon.net

----- Please **do not** return this form to the NAME Office. Send to address above. -----

Advanced Table Seating Request Form

Please PRINT names, including your own.

Seat 1	Hostess/Host : _____	Seat 6	_____
Seat 2	_____	Seat 7	_____
Seat 3	_____	Seat 8	_____
Seat 4	_____	Seat 9	_____
Seat 5	_____	Seat 10	_____

Table Type (**check only one**): No Exchange ☐ 1/2" Scale ☐ 1/4" Scale ☐ 1/144" Scale ☐ No preference ☐

Name _____ Email _____

Address _____ Phone (____) _____

City _____ State _____ Zip _____



Door Prizes



Door Prizes are a wonderful part of any Houseparty, especially if there are enough for everyone to receive one. Isn't it delightful to hear your number called and realize you're about to receive an unexpected gift?

With that in mind, we are asking for your help, along with your club members and other mini friends to donate a door prize(s).

The guidelines are simple:

1. Door Prizes don't have to be theme related, but because this is a Small Scales Houseparty, we ask that they be ½ inch scale or smaller.
2. The value of each Door Prize should be between \$10 and \$50.
3. Door Prizes should be unwrapped and identified with your name and address.
4. Think of Door Prizes as a gift that you would be proud to give, and thrilled to receive.

Please complete and return the form below by July 14, 2017 to be recognized in our souvenir book. (You are welcome to still donate after this date, but it won't be recognized.) **Mail this completed form to:**

Ellen Scofield
353 Millbrook Road
Hudson, NY 12534
(518) 851-9840

If you would like more information about door prizes, email Ellen at ellenshouse@mhccable.com

----- Please **do not** return this form to the NAME Office. Send to address above. -----

Yes, I will be a Door Prize (s) Contributor for the 2017 Region M -1 Small Scales Houseparty
The Legend of Sleepy Hollow

Name _____ Email _____

Address _____ Phone _____

City _____ State _____ Zip _____

Approximate value of Door Prize: _____

Description/Number of Door Prizes (please include scale):

_____ **I will bring the item(s) to the houseparty.**

_____ **I will ship the item(s) to the above address by August 1st.**



Exhibits



Now is the time to share those miniatures you have put so much time into making! We welcome you to exhibit your miniatures (1/2" scale or smaller) in the Exhibit Room. Although we will have limited space for larger scale items, we are particularly interested in your miniatures using multiple scales. We would love to show the Public how smaller scales can be used in a one-inch scene. Please plan to bring your houses, room boxes, domes, breakaways, vignettes, shops or any other imaginative settings you have created. Exhibits cannot be for sale nor can they be shown as an example of the exhibitor's work with the intent of the exhibitor to solicit orders.

We would like you to leave your exhibit in place until the end of Sunday's Public Day; however, advance provisions may be made for early removal on Saturday for those leaving immediately following the Sunday Brunch. The exhibit area will be locked when closed. Volunteer monitors will be present during viewing times. **We will provide table covers and electrical power, but you must supply your own heavy duty extension cords and any special portable lighting, risers or draping if needed.** If you are exhibiting items requiring batteries, please bring several spares with you and be prepared to stop by the Exhibit Room to change the batteries if needed as we will not change batteries.

Please complete the form below (one form per exhibit; form may be copied for additional exhibits)

*and mail by **July 14, 2017** to the Exhibits Chairman (Applications after **July 14, 2017** are accepted on a space available basis):*

Wanda Simons
808 Baylor Drive Newark, DE 19711
302-420-3325 (cell) wmsimons@udel.edu

----- Please **do not** return this form to the NAME Office. Send to address above. -----

NAME: _____ E-Mail : _____

Street Address: _____ City/State/Zip: _____

Phone Number (Home) _____ (Cell) _____

Please print or write a brief description of your exhibit on the back of this form (i.e. outstanding features, antiques, etc.)
A card containing your name and interesting facts from this information will be displayed with your exhibit.

Title of Exhibit _____

Type of Exhibit: House _____ Room box _____ Other (explain) _____

Scale: 1" _____ 1/2" _____ 1/4" _____ 1/144th _____ Mixed _____ Size: Width across front _____ Depth _____ Height _____

Is this exhibit part of a group/club? Yes _____ No _____ If yes, name of group/club _____

Exhibit made by (if different from exhibitor) _____

Best viewing: Front Only _____ Front and Sides (no back view) _____ All Sides _____

Other please Explain _____

Do you require electricity? Yes _____ No _____ (Bring your own heavy duty extension cord, labeled with your name.)

Do we have your permission for Chairmen or Committee to remove cover for photographing? Yes _____ No _____

I need to remove my exhibit at a scheduled time on Saturday. Yes _____ No _____

Will you bring a riser? _____ No _____ Yes Riser size: _____ front width _____ depth _____ height (you must bring riser draping)

The National Association of Miniature Enthusiasts (NAME), its staff and members of the Houseparty Committee shall not be responsible for loss or damage to miniatures placed on display in the Exhibit Room Area. I understand that I will sign a liability release form when I deliver my Exhibit(s).

Signature _____ Date _____



Gold Star Volunteers



The Gold Star volunteer program allows you to earn a Gold Star Pin for **volunteering a minimum of two hours during the Houseparty**. If you volunteer for multiple jobs, it will be greatly appreciated, but you will be given only one Gold Star Pin. Please consider being a part of the Houseparty Behind the Scenes Workforce by completing and returning this form to be a Gold Star Volunteer. *If you prefer a volunteer job that allows for sitting, please check the appropriate line on the form below.* First timers are not only welcome, but are encouraged to volunteer, as this is a great way to meet other miniaturists. Remember to check the enclosed Houseparty Schedule to determine your availability. Your volunteer schedule will be included in the packet you receive at Registration; however, if you include your email address, we will confirm your volunteer assignment in advance. Please return your form by **July 14, 2017**, so that you can be formally acknowledged. However, we will accept forms up to and at registration.

Please complete the form below and send to:

Rachelle Spiegel

PO Box 600

Plainview, NY 11803

byrachelle@mindspring.com

718-956-1856

----- Please **do not** return this to the NAME Office. Send to address above. -----

Gold Star Volunteers

Name _____ Email _____

Address _____ Phone (____) _____

Cell: (____) _____ City _____ State _____ Zip _____

Expected Arrival Date _____ Expected Departure Date _____

I am available to work these days/times _____

Please number in order of preference:

____ Houseparty Helpers

____ Exhibit Room

____ Operations

____ Registration

____ Silent Auction

____ Mini Swap

____ Registered Workshops

____ Pre-Convention Workshops

____ Hospitality Room

____ Theme Luncheons

____ Please choose for me – wherever you need me. I am: ____ an early bird ____ a night person

____ I am willing to work more than 2 hours! ____ Please assign me to a job where I can work seated.

(see reverse for job descriptions)

WHAT DO GOLD STAR VOLUNTEERS DO?

Exhibit Room - Assist in checking in exhibits and placing them for display during the hours designated for Exhibit Room set up. Monitor the Exhibit Room during open hours to prevent handling of exhibits. Assist in checking out exhibits at the end of the Houseparty.

Hospitality Room - Make other attendees feel welcome. Assist the Hospitality Room Chairman as instructed. Demonstrate the "make it and take it" project if there is one.

Houseparty Helpers - Assist at the Registration Table to accept donations. Assist in set up of Houseparty Helpers and their ticket boxes during the hours designated. Assist with boxing up donations and preparing them for distribution prior to the Saturday night banquet. Assist in distributing Houseparty Helpers to winners.

Mini Swap – Set up room for Swap. Help set up bags for swap. Assist with checking in participants.

Operations - Help set up workshop rooms each evening for the next day's events by covering tables with plastic, putting out bags at each table for trash and distributing signage. (This may need to be done in the early morning if rooms are not available the night before). Monitor access to unlocked areas at various times throughout the week. Great job for a night owl or early riser.

Pre-convention and Registered Workshops - Distribute class lists and evaluation forms to each workshop at the beginning of the day and collect evaluation forms at the end of the day.

Registration - Assist at Registration Table to check in registrants and give them their registration packets, tote bags or souvenir books.

Sales Room - Monitor Sales Room during the hours designated for set up to help ensure that only authorized persons gain entrance to the room. Monitor sales room during open hours to deter theft. Provide water and purchase & deliver food for dealers as needed.

Theme Luncheons - Check in attendees and obtain necessary signatures. Distribute and collect evaluations.



Hospitality Room



The Hospitality Room is the place to be! Come hang out with your friends and enjoy a bit of relaxation. Our Hostesses will be there to greet you and to provide you with exciting activities, not the least of which is to design your own mask for our Costume Party at the Saturday night banquet.

We will even have space for you to work on that project you just didn't have quite enough time to finish during a workshop. There will be loads of things to do.

There will be an envelope with three tickets in it in your registration envelope. Be sure to stop by each day to turn in a ticket and pick up a gift.

THURSDAY

Come in and make mask for the banquet costume party. Bring your ticket and pick up the first of your gifts

FRIDAY

Make a mask for the banquet costume party, or work on finishing a workshop project. Don't forget to pick up the second of your gifts

SATURDAY

Make a mask for the party tonight. Work on finishing a workshop. Relax and visit with friends. Pick up the third gift



Charitable Giving



Maria Fareri Children's Hospital of Westchester has been selected as our charity for The Legend of Sleepy Hollow Houseparty.

Maria Fareri's is the home of the largest dollhouse in the world. The story behind this is one of one creative donation leading to another. It began with Wendy Weinreb and her family; in gratitude for the medical staff's care of her son, she came up with the idea of selling individual dollhouse rooms, or shadow boxes, which purchasers could then design and decorate themselves at \$100 apiece and return to the hospital. It wasn't that long before they had 400 rooms donated from all over the country. Then Dan Adler, a local builder, designed a little 'city' to accommodate these rooms, which eventually took form as a 400-room dollhouse.

Maria Fareri Children's operates under a "family-centered care" approach to treating children. It adheres to the philosophy that family-centered care and active family involvement creates an environment especially suited to enable medical specialists to provide the most advanced care to their patients and to facilitate the healing process, regardless of the illness.

Below you will find a list of needed items. Please join us by donating to this worthwhile organization.

ITEMS NEEDED

Lego Kits	Fisher Price Toys
Play-Doh	Coloring Books (youth and Adult)
Crayons/Markers/Pencils	Water color/acrylic/washable paints
Assorted paint brushes	Uno and other card Games
Board Books	Rattles and handheld toys
Sippy Cups/Infant spoons	Snap Model Car kits
Sports Team Paraphernalia	Makeup//Makeup Bags/Nail polish
Gift Cards (Old/Navy/Target/Amazon)	Journals
Infant/Toddler Clothing	Child/Adult size lounge pants and t-shirts

A donation box will be available in the Hospitality Room for you to place any items you bring. We are only collecting NEW items for this donation. The items collected will be delivered to Maria Fareri Children's Hospital. Thank you for your contribution.



Host/Hostess



You are invited to serve as a host/hostess for **The Legend of Sleepy Hollow**. We are looking for friendly, outgoing people who can make others feel welcome. Meals have always been one of the highlights of the NAME Houseparties, offering an opportunity to make new friends and get reacquainted with old friends to share our mutual love of miniatures. Meals are fun times packed with good food, favors, prizes, gift exchanges and souvenirs.

We are looking for friendly, outgoing people to act as hosts/hostesses to lead the fun at each table. The job includes:

1. You must attend all three meal functions.
2. You must attend a brief meeting at least a half hour prior to each meal for directions.
3. You will be asked to pick up a bag containing souvenirs and an attendance list.
4. You will greet each guest at your table, introduce them to each other, and make them feel welcome.
5. You must have a good time and smile a lot.
6. After the meal, you personally must return the attendance sheet, and souvenirs & gifts for table mates who did not attend the meal, to the Host/Hostess Chairperson. ***This is critical for Operations to confirm who the remaining souvenirs and gifts should be shipped to or held for.*** We appreciate your assistance in making our houseparty a success!

All Hosts/Hostesses will receive a Gold Star Volunteer Pin. If you would like to sit with a group of your friends and serve as a Host/Hostess, **please return this form and the "Advanced Table Seating" together.**

*If this sounds like something you would like to do, please complete the form below & return by **July 14, 2017** to:*

Carolyn Eiche
68-15 64th Street
Glendale, NY 11385
718-497-0548; carolyneiche@verizon.net

----- Please do not send this form to the NAME Office. Send to address above. -----

Host/Hostess

I would like to serve as a Host/Hostess for **The Legend of Sleepy Hollow**. I prefer to host:

1/2" table _____ 1/4" table _____ 1/144" table _____

Table with no exchange gifts/favors _____ No preference _____

Name _____ Email _____

Address _____ City _____ State _____ ZIP _____

Home Phone _____ Cell _____

I have previously served as a hostess _____ I have not served before _____



Houseparty Helpers In Small Scales



It's going to be an exciting trip to **Sleepy Hollow!** (Saturday Night Banquet) drawing for Houseparty Helpers! You can add to the fun by donating items to the houseparty. Donated helpers are designer and/or handcrafted items valued at \$150.00 or more. Items valued less than \$150.00 are gladly accepted and will be combined with other donated items to make their combined value reach \$150.00.

Companies, clubs, shops or individuals may donate a vignette, room box, dollhouse or a very special piece of furniture or accessories. Cash may also be donated for a shopping spree in the Sales Room.

Houseparty Helper tickets will be sold on all donated items, with the proceeds used to benefit NAME. We hope you will share your talents, creativity and generosity in your donations to make the 2017 Small Scales Houseparty Helpers absolutely fabulous!

If you wish to participate and be recognized in the Souvenir Book, please return or email the completed form below, along with a picture of your donation, to Deb Case **no later than July 14, 2017.**

Please complete the form below and send to: If you choose to mail your Houseparty Helper, send to:

Deb Case
4028 E. Milwaukee Street
Janesville, WI 53546
Casey3rdj@sbcglobal.net
608-449-4296

Debbie Colombo
214 North White Rock Road
Holmes, NY 12531
irvfink@gmail.com
845-855-1766

----- Please **do not** return this form to the NAME Office. Send to address above. -----

Houseparty Helpers

Name _____ Email _____

Street Address _____ City/State/Zip _____ State _____

Zip _____ Phone (_____) _____ Cell: (_____) _____

Description _____

I will bring the Helper to the Houseparty. [] Yes

I will ship the Helper to Debbie Colombo (address above) by Aug. 15, 2017 [] Yes

Does your Helper include a cover? [] Yes [] No

Is your Helper electrified? [] Yes [] No

Scale [] 1/2" [] 1/4" [] 1/144" [] Other _____

Length _____ Height _____ Width _____



Mini Swap



For those of you who are new to the idea of a mini swap, it is an activity in which you swap miniatures that you have made for those that others have made. First, you must decide in which scale to participate. You may participate in more than one scale, but only once in each scale. If you wish to join in the fun, please complete this form and return it by mail by **July 14, 2017**.

When you come to the Houseparty, bring 21 identical unwrapped items with you labeled with your name, address and e-mail. These should be completed items (no kits or printies please) and should be something that everyone, including you, would be happy to receive. 20 of your swaps will be used in the Mini Swap and the remaining item will become part of a Houseparty Helper. Pack each item in clear containers or bags (to be able to see that all items are the same) as compactly as possible and make sure your container can be closed or sealed. We don't want anything to fall out during the swap. Please label each one with your name, address and e-mail, so other participants will know who made the item. All swaps must be turned in by the last noted time on the Schedule for participation.

Your swap items will be counted as you turn them in. Any items deemed to be "printies" or a number less than 21 will be returned to you, which will preclude you from participating in the swap. Please make sure you have prepared the correct number of non-printie items. You will be issued a number when your items are accepted, along with a designated time and location to pick up your bag full of goodies. In the end, you will have 20 new surprises to take home!

When you receive your schedule at the Registration table, please pay careful attention to the times we will be accepting swaps as well as when you should return to claim your filled bag. If you are late turning in your items, you may miss the chance to participate. Please note that you may not turn in swaps for a friend. All participants must turn in their OWN swaps.

If you have questions, contact our Swap Chair (*contact information below*).

You may email a copy of your form no later than **July 14, 2017** to

Fern Rouleau (401-447-7203)

fernr@cox.net

or you may *mail* your completed form by **July 14, 2017**, to:

**Fern Rouleau
14 Evergreen Street
Barrington, RI 02806**

----- Please **do not** return this form to the NAME Office. Send to address above. -----

MINI SWAP

Name _____ Email _____

Address _____ Phone (____) _____

City _____ State _____ Zip _____ Cell: (____) _____

Scale: 1/2" _____ 1/4" _____ 1/144" _____



Roundtables

Application Deadline: July 1, 2017



We invite you to apply to teach a Roundtable Workshop at the NAME 2017 Region M-1 Small Scales Houseparty, *The Legend of Sleepy Hollow*. A Roundtable Workshop is a “make & take” project which, under your supervision, can be completed in 30 minutes or less and costs no more than \$5.00. Each kit is to include an Instruction Sheet with assembly instructions, a photograph of the completed kit and the instructor’s name, address, phone number and e-mail address for student follow-up if needed.

There will be a sale period for all Roundtable kits before the actual Roundtable Workshops begin. A block of time will be set aside in the schedule for you to teach. You will need a helper to sell your kits. The helper may continue selling kits during the workshop time so you can give your undivided attention & instruction to those that have purchased your kit & wish to work on it there. The prototype which you sent with the application will be on display in a locked display case prior to the scheduled Roundtable sales time. You will need a second completed sample to display during sales so customers can see what you are selling and then to show your students during the workshop time.

Important to remember:

- Roundtable instructor must be registered and present at the Convention or Houseparty to teach and sell the roundtable. Cancellation or failure to attend the Convention/Houseparty voids acceptance as a roundtable instructor.
- In the event you are unable to attend due to a last minute hospitalization or death of an immediate family member, you shall notify the NAME Office, the C/HP Chairman and the Roundtable Chairman if you wish to designate a registered attendee to sell the roundtable kit for you. The designated seller shall be knowledgeable, have all necessary supplies and be prepared to teach the kit. NAME will not be held liable for any money transacted during roundtable sales.
- The maximum cost of any roundtable shall not exceed \$5.
- A roundtable teacher may have one item offered in multiple scales or two separate but related items in one scale only.
- Roundtable Instructors shall not take orders when they run out of kits. If an instructor runs out of kits during roundtable sales, it is suggested that they take advantage of the Miniature Gazette Roundtable Option and inform their customers that information on ordering their kits will be in a future issue of the Gazette.

Please consider donating your prototype and/or a kit to be placed with the other prototypes to become one of the Houseparty Helpers. If you are willing to do so, please check the appropriate box on the application form. Your generosity is greatly appreciated.

A finished prototype of the item(s) MUST accompany each application.

Your application and sample must be postmarked no later than July 1, 2017. Mail to:

**Barbara Thornton Hill
13703 N, Bloomfield Road
Nevada City, CA 95959
530-265-5704
bathca@gmail.com**

A fee of \$20 is required by NAME to teach any workshop. If your Roundtable submission is accepted, you will receive an agreement form from the NAME office to complete and return with that \$20 fee. Do not send money now!

***Please do not return this form to the NAME Office.
Send to address above.***

****Application is on the back****

2017 Region M-1 Small Scales Houseparty Roundtable Instructor Application

Multiple applications are permitted but **ONLY ONE SUBMISSION PER FORM PLEASE.**
Only one submission per person will be selected.

Name _____ E-mail _____

Address _____ Phone (____) _____

City/State/Zip _____

Please check only **ONE** line below.

I am applying to make/sell the following **SMALL SCALE** kit(s):

_____ **ONE** single item/set with no variations (*sets can contain several pieces sold together such as a hat & coat set; sofa & chair set; or a set of dishes*)

Name of Kit _____

Scale: _____

_____ **ONE** single item/set in up to **THREE** different scales (*no variation of color or style permitted*).

Name of Kit _____

Scales: _____ 1/2" _____ 1/4" _____ 1/144th _____ **other**

_____ **ONE** single item in **TWO** different colors **or** two different styles (*such as a toy in either a girl OR boy version; a shelf in either dark wood OR light wood; pansies in either blue OR yellow*)

Name of Kit _____

Color/Styles: _____ OR _____

Scale: _____

_____ **TWO** items with similarly related themes (*such as a seagull OR pier pilings; a structure OR furniture for it; a shelf OR accessories to go on it*)

Name of Kit #1 _____

Name of Kit #2 _____

Scale: _____

Cost of Kit \$ _____ (**\$5 or less**)

Does your Roundtable require any supplies not listed on the NAME "Basic Toolbox" list in the packet? If so, you must provide those items for a reasonable number of students during the Roundtable workshop time.

If my roundtable is accepted:

☐ Yes, I wish to donate the prototype I am sending with this application to be used as part of the Houseparty Helper drawing.

☐ No, I will pick up the prototype after the Brunch on Sunday. (It will be held in Operations.)

☐ Yes, I would like to donate a **kit** for a Houseparty Helper collection. (It will be picked up before roundtable sales.)

If my roundtable is wait listed:

☐ Yes, I still wish to donate the prototype I am sending with this application to be used as part of the Houseparty Helper drawing.

☐ No, I will pick up the prototype after the Brunch on Sunday. (It will be held in Operations.)



MEGA Roundtables



Application Postmark Deadline: July 1, 2017

We invite you to apply to teach a Mega Roundtable Workshop at the NAME 2017 Region M-1 Small Scales Houseparty, *The Legend of Sleepy Hollow*. A Mega Roundtable Workshop is a "make & take" project which, under your supervision, can be completed in 2 hours or less and costs no more than \$10.00. Each kit is to include an Instruction Sheet with assembly instructions, a photograph of the completed kit and the instructor's name, address, phone number and e-mail address for student follow-up if needed.

There will be a sale period for all Mega Roundtable kits before the actual Workshops begin. A block of time will be set aside in the schedule for you to teach. You will need a helper to sell your kits. The helper may continue selling kits during the workshop time so you can give your undivided attention & instruction to those that have purchased your kit & wish to work on it there. The prototype which you sent with the application will be on display in a locked display case prior to the scheduled Roundtable sales time. You will need a second completed sample to display during sales so customers can see what you are selling and then to show your students during the workshop time.

Important to remember:

- **Mega roundtable instructor must be registered and present at the Convention or Houseparty to teach and sell the mega roundtable. Cancellation or failure to attend the Convention/Houseparty voids acceptance as a roundtable instructor.**
- **In the event you are unable to attend due to a last minute hospitalization or death of an immediate family member, you shall notify the NAME Office, the C/HP Chairman and the Mega Roundtable Chairman if you wish to designate a registered attendee to sell the mega roundtable kit for you. The designated seller shall be knowledgeable, have all necessary supplies and be prepared to teach the kit. NAME will not be held liable for any money transacted during mega roundtable sales.**
- **The maximum cost of any mega roundtable shall not exceed \$10.**
- **A mega roundtable teacher may have one item offered in multiple scales or two separate but related items in one scale only.**
- **Mega roundtable instructors shall not take orders when they run out of kits. If an instructor runs out of kits during mega roundtable sales, it is suggested that they take advantage of the Miniature Gazette Mega Roundtable Option and inform their customers that information on ordering their kits will be in a future issue of the Gazette.**

Please consider donating your prototype and/or a kit to be placed with the other prototypes to become one of the Houseparty Helpers. If you are willing to do so, please check the appropriate box on the application form on back page. Your generosity is greatly appreciated.

A finished prototype of the item(s) MUST accompany each application.

Your application and sample must be postmarked no later than July 1, 2017. Mail to:

**Barbara Thornton Hill
13703 N. Bloomfield Rd.
Nevada City, CA 95959
530-265-5704
bathca@gmail.com**

A fee of \$20 is required by NAME to teach any workshop. If your Roundtable submission is accepted, you will receive an agreement form from the NAME office to complete and return with that \$20 fee. Do not send money now!

***Please do not return this form to the NAME Office.
Send to address above.***

****Application is on the back****

2017 Region M-1 Small Scales Houseparty MEGA Roundtable Instructor Application

**Multiple applications are permitted but ONLY ONE SUBMISSION PER FORM PLEASE.
Only one submission per person will be selected.**

Name _____ E-mail _____

Address _____ Phone (____) _____

City/State/Zip _____

Please check only ONE line below.

I am applying to make/sell:

_____ ONE single item/set with no variations (*sets can contain several pieces sold together such as a hat & coat set; sofa & chair set; or a set of dishes*)

Name of Kit _____ Scale: _____

_____ ONE single item/set in up to THREE different scales (*no variation of color or style permitted*).

Name of Kit _____

Scales: _____ 1/2" _____ 1/4" _____ 1/144th _____ other

_____ ONE single item in TWO different colors or two different styles (*such as a toy in either a girl OR boy version; a shelf in either dark wood OR light wood; pansies in either blue OR yellow*)

Name of Kit _____

Color/Styles: _____ OR _____ Scale: _____

_____ TWO items with similarly related themes (*such as a seagull OR pier pilings; a structure OR furniture for it; a shelf OR accessories to go on it*)

Name of Kit #1 _____

Name of Kit #2 _____ Scale: _____

Cost of Kit \$ _____ (\$10 or less)

Does your Mega Roundtable require any supplies not listed on the NAME "Basic Toolbox" list in packet? If so, please provide those items for a reasonable number of students during the Roundtable workshop time.

If my mega roundtable is accepted:

☐ Yes, I wish to donate the prototype I am sending with this application to be used as part of the Houseparty Helper drawing.

☐ No, I will pick up the prototype after the Brunch on Sunday. (It will be held in Operations.)

☐ Yes, I would like to donate a **kit** for a Houseparty Helper collection. (It will be picked up before roundtable sales.)

If my mega roundtable is wait listed:

☐ Yes, I still wish to donate the prototype I am sending with this application to be used as part of the Houseparty Helper drawing.

☐ No, I will pick up the prototype after the Brunch on Sunday. (It will be held in Operations.)



Silent Auction in Small Scales



You are invited to attend the Small Scales Silent Auctions being held just outside the sales room during sales room hours on Friday and Saturday. Stop by the auction and enjoy the fun of bidding or watching the antics of others who bid. Bidding for each auction will close 30 minutes after the sales room closes.

You are also invited to be a contributor to the Auction. Please review your collections for small scale items which you may care to donate and share with fellow NAME members. Auction donors will receive an acknowledgement of their donation. Because NAME is a not-for-profit corporation, your donation may be tax deductible to the extent allowed by law. Please consult your tax advisor for details.

If you have questions, please contact:

Betty DeWitt (706-896-3291) dewittb@windstream.net

You may choose to mail or email your completed form to be received no later than **July 14, 2017** to:

Betty DeWitt
39 Happy Valley Road
Hiawassee, GA 30546
Please don't send this form to the office

----- Please **do not** return this form to the NAME Office. Send to address above. -----

Silent Auction Form

Name: _____ E-mail _____

Address: _____ Phone: () _____

City/State/Zip Code: _____

Description of item(s) I will donate and approximate value: _____

_____ I will bring the item(s) to the Houseparty.

_____ I will ship the item(s) to the above address by **August 14, 2017**



Souvenir Book Advertising



Advertising in NAME's 2017 M-1 Regional Small Scales Houseparty Souvenir Book is a wonderful opportunity to advertise your business, recognize your club, or **give a special message to someone**. Many attendees save their books for use after the houseparty, not only to savor memories but as a resource guide to vendors and supporters.

Ad Rates and Sizes (see back for ad layout)

Full Page (7-3/8" x 5-1/4") **\$50.00**

Full page ad in the Souvenir Book, an ad on the E-3 Regional website, & an ad in the E-3 Newsletter (published after Houseparty).

Half Page (5-1/4" x 3-3/4") **\$35.00**

Half page ad in the Souvenir Book and an ad in the E-3 Regional Newsletter (published after Houseparty).

Business Card (3-1/2" x 2") **\$20.00**

Business card ad in the Souvenir Book only.

Your Name on a Witches Hat or Pumpkin somewhere in the Souvenir Book

– name/business name only – no artwork **\$5.00**

Art work, photos and ad copy can be submitted in digital format (JPG) to:

weefolkandfantasy@gmail.com

- Artwork must be camera ready; photos must be black and white.
- Do not fold, staple or paper clip artwork or ad copy.
- Prices are for black and white ads.
- Ad copy and art work must be mailed/emailed by **July 14, 2017**.

To reserve your ad space, mail or email this form, artwork, ad copy and payment to:

**Callie Brunelli
35 Bouchouxville Rd.
Hancock, NY 13783
570-224-6399**

----- *Please do not send this form to the NAME Office. Send to address above.* -----

2017 Souvenir Book Advertising Form

METHOD OF PAYMENT: Check or Money Order (no credit cards please) payable to: **NAME 2017 Scranton HP**

Name _____ Email _____

Address _____ Phone (____) _____

City _____ State _____ Zip _____

Check or Money order # _____

NAME/BUSINESS NAME to be put on Hat(s) (if applicable): _____

Add'l Hats or pumpkins: _____

Amount Enclosed: [☐] Full Page \$50 [☐] Half Page \$40 [☐] Business Card \$20 [☐] Name on Hat or pumpkin \$5



Basic Toolbox List

Here is a list of items you may want to include in your basic toolbox. This is only a suggested list - there may be additional items you want to add or some you may not want to include at all. However, these are generally the things an instructor will expect you to have with you. If you need specific tools beyond this list, your instructor should let you know in advance. Your tool box will evolve over time and reflect your personality as you make your miniature creations.

X-acto knife with #11 blades	Sandpaper (medium/fine)	Small cutting mat
Small notebook and pencils	Needle nose pliers	Paint brushes- various sizes & styles
2 pair scissors (paper & fabric)	Masking tape	Small spring clamps
12" and 6" cork-backed rulers	Tacky Glue	Fine point tweezers
Toothpicks	Emery Boards	Glue spreader/old hotel keycards

You may wish to bring a work light and extension cord as hotel lighting isn't always the best for Miniaturizing.

Below are additional supplies that you may find are helpful to have:

Steel wool 0000	Rubber gloves	Mouse pad
Wire cutters	Wood glue	Small screw drivers
Pin vise and drill bits	Cement for plastic	Container(s) for project
Utility knife	Plastic "zip" bags	Pins, needles, thread
Super glue	1" foam brush	Wax paper
Squaring jig or Legos	Damp cloth or wipes	Small bar clamps
Small T-square or right angle	Q-tips	Miter box & saw or a chopper
Band-Aids	Ball stylus	Black "Sharpie" marker

BASIC SKILLS

These are considered the basic skills necessary for a productive, enjoyable workshop experience:

1. Use basic tools confidently
2. Cut accurately with an X-acto knife
3. Read rulers and mark lengths accurately
4. Have knowledge of basic glues and how to apply them
5. Know how to paint smoothly

When asked to list the skills needed beyond the basic ones, most instructors reply that they would be more than prepared to teach whatever their students do not know how to do. What they would like students to have are some "Opens" – open minds, open hearts, open eyes, open ears and an open -----

SMILE



Tote Bag Favors

In Small Scales



How much do you know about the fall and Halloween season? Put on your thinking cap because here is your chance to be creative and share something wonderful from the era. Please consider participating in The Legend of Sleepy Hollow with your generous donation of a tote bag favor.

Tote Bag favors are small, inexpensive, well-crafted gifts donated by clubs or individuals and given to each registrant. We will be filling 250 Tote Bags. We realize that not everyone will be able to donate 250 items, but we would appreciate a minimum of 100 of any one favor. **Please send your favors to arrive to Ann's address no later than August 15, 2017.**

Please feel free to use your own ideas for **small scale** tote bag favors. These are just some ideas to get you started:

candles	masks	Trick or treat bags	Autumn flowers
candy	fireplaces	Scarecrows	baskets
corn stalks	candy apples	Wheel barrows	axes
capes	gravestones	leaves	black cats
chalk boards	pumpkins	school desks	witches hats
costumes	jack-o-lanterns	Tea cups	bats
flashlights	pumpkin pies	witches	bones
gourds	school books	party games	brooms
fire pits	school bells	rugs	potion bottles
ghosts	party food	spider webs	hay bales

If you have any questions, please contact AnnPennypacker (aminithing@comcast.net)

To receive recognition in the Souvenir Book, please complete & return the **form** below by **July 14, 2017 to:**

Ann Pennypacker
3059 Horseshoe Trail Chester Springs, PA 19425
610-496-9382

----- Please DO NOT send this form to the NAME office. *SEND TO THE ADDRESS ABOVE* -----

TOTE BAG FAVORS

Name _____ E-mail _____

Address _____ Phone (____) _____

City _____ State _____ Zip _____

Description of Favor _____ Quantity _____

*Thanks for sharing your time & talent. Tote Bag Favors must be received at Ann's address by **August 15, 2017.***



Area Attractions



Scranton, PA's pedestrian-friendly downtown is the commercial center of the city. Notable sights include the Steamtown National Historic Site, the Electric City Trolley Museum, Lackawanna County Courthouse Square, the historic Iron Furnaces, the Radisson Station Hotel (converted from the original train station), the Masonic Temple and Cultural Center, the convention center, the Houdini Museum. Of special interest to miniaturists is the Miniature Memories Model Train display at the Steamtown Mall.

The nation's first electrified trolley system was established in the city in 1886, inspiring the nickname "The Electric City." Starting in the early 1920s, the Scranton Button Company (founded in 1885 and a major maker of shellac buttons) became one of the primary makers of phonograph records. In 1946, the company was acquired by Capitol Records, which continued to produce phonograph records through the end of the vinyl era.

Many of Scranton's attractions celebrate its heritage. The Scranton Iron Furnaces, the Steamtown National Historic Site, Electric City Trolley Museum, The Lackawanna Coal Mine tour at McDade Park, and the former DL&W Passenger Station (now the Radisson Lackawanna Station Hotel), all are testaments to the rich history of the area.

Museums in Scranton include the Everhart Museum in Nay Aug Park, with natural history, science and art exhibits; the Houdini Museum, featuring films, exhibits, and a stage show in a century-old building; Terence Powderly's house, a private home, is one of Scranton's many historic buildings as well as Steamtown, the city's other national historic landmark. The Lackawanna Historical Society focuses on the history of Lackawanna County; and the Tripp House, built in 1771, is the oldest building in the city.

For recreation, there is Montage Mountain Ski Resort, Nay Aug park is the largest of several parks in Scranton and was designed by Frederick Law Olmsted, who also designed Central Park in Manhattan. Scranton's primary concert venue is the Toyota Pavilion at Montage Mountain, a partially covered amphitheater that seats 17,500. Scranton Cultural Center at the Masonic Temple is a beautiful example architecture. It hosts the Northeast Philharmonic, Broadway Theater and other touring performances.





Hotel Info & Directions



Hilton Scranton & Conference Center
100 Adams Avenue Scranton, PA 18503
570-558-7319

To get our special room rate, please make your reservations using the link below:

<http://group.hilton.com/nationalassociationofminiatureenthusiast>

***If you encounter problems regarding hotel reservations, contact Debbie Colombo at irvfink@gmail.com*

Directions: To get turn by turn driving directions, please go to mapquest.com, input starting address and the hotels address for ending address.

SPECIAL ROOM RATE \$139.00 plus taxes and fees

From: Wilkes-Barre/Scranton Int'l Airport

81 N. to exit 185 (Center City). At 1st light (Jefferson Ave.) turn left. The hotel is at the next light (Adams Avenue), turn right to main entrance.

Distance from Hotel: 7 mi.

Drive Time: 15 min.

If you are flying in and need shuttle service, please just call the front desk at the number above, and tell them the time you would like a pick up along with the flight number in case it is delayed they keep an eye on the flight schedule that day.

Other items of interest:

High Speed internet service is complementary in each guest room and the hotel public areas.

Two restaurants and a bar on premises.

Indoor Pool and 12-person whirlpool on saline system.

24-hour fitness center

Self-parking:

Medallion Garage 140 Adams Avenue Scranton, (570) 343-6519 (same side of the road as the hotel, just a little further down) Open 24/7. Covered parking. Credit cards accepted.

\$9.95 per night.

Casey Garage 107 Adams Street Scranton, PA (570) 343-6519 (Directly across the street from the hotel) Open 24/7. Covered parking. Credit cards accepted

\$12.00 per night

Out & About

-The Mall at Steamtown

-Steamtown National Historic Site

-Electric City Trolley Museum

-Houdini Museum

-Scranton Ghost Walk and Historic Tour & Haunted Attraction

-Trishie's Treasures Dollhouse Shop 66 Robert Street Nanticoke, PA 570-735-1622