



ABCs of Miniatures

National Association of Miniature Enthusiasts

2017 Regional Houseparty March 24-26, 2017

Sacramento, California



Barbara Thornton-Hill
Chairperson
bathca@gmail.com

Carlene Brown
Asst. Chairperson & Souvenirs
petecar55@yahoo.com

Veggie MacLean
Centerpieces
vegieedon@yahoo.com

Jackie Rich
Charity
lrjar@aol.com

Ruth Heisch
Door Prizes
grouchybeartoo@aol.com

Lynn Hamel
Exhibits
hamel@ranchomurieta.org

Barbara Fairbanks
Gold Star Volunteers
minimage1@gmail.com

Melissa Holmes
Hospitality
2corgis@comcast.net

Ginger Anderson
Houseparty Helpers
ginniminy@aol.com

JoAnn Jacot
Mini-Swap
bearsathought@charter.net

Pat Frost & Jeff Packard
Operations
frostpl@aol.com
yngathrt@qv.net

Will Thomas
Publicity
williamthomas3245@comcast.net

Bobby Schmidt
Registration
artbum@aol.com

Lisa Panken
Roundtables lpanken@yahoo.com

Georgia Queen & Jean Lierman
Sales Room
georgiag@aol.com
tojean@frontier.com

Luci Hanson
Silent Auction
hansonminis@me.com

Leslie Swager
Table Host/Hostesses
leslie@waveville.net

Janet Smith
Theme Dinner
desertminis@gmail.com

Thuy Means
Theme Luncheons
thuymeans@gmail.com

Debbie Young
Thursday Evening Event
yngathrt@qv.net

Carol Carlton
Tote Bags
carlton84@hughes.net

Denise Sanders
Tour (Drive-It-Yourself)
poodlegirl123@yahoo.com

Barbara Lundberg & Leanne Kirsch
Workshops
barbara.lundberg@comcast.net
lkirsch@drtel.net

Welcome to the **ABCs of Miniatures: tools & techniques** and the Capital City of California, Sacramento, where we are planning a fun and exciting few days for you, full of techniques and activities to enhance your miniature fun and creativity.

The Steering Committee has been working hard to bring you great workshops, theme luncheons, and of course THE SALESROOM. There are many activities planned, along with amazing Souvenirs (**you really will NOT want to miss these**) and creative two-scale Centerpieces. Of course you'll also want one or two of the amazing Houseparty Helpers.

Our hotel, the Sacramento Doubletree Hilton, is located right across the street from a huge mall with lots of restaurants available. In addition there are several restaurants within a couple of blocks on the same side of the street. The hotel shuttle will be available to drive you over to the mall if you wish to go there. In addition there is one of those few and far-between Miniature Stores only 2-1/2 miles from the hotel. A short hop in a shared taxi or Uber or Lyft vehicle.

What better for a Tools & Techniques theme than to join our Wednesday "Drive-It-Yourself Tour", visits to members homes to view their workshops and collections.

Our Thursday night features *An Evening From A to Z*, a different and special evening hosted by committee member, Debbie Young. This is definitely an event you won't want to miss and a MAJOR HIGHLIGHT of the Houseparty, so sign-up early!

Friday's events will include an opening luncheon followed by the opening of the Sales, Exhibit and Hospitality Rooms and an opportunity to bid in the first of our Silent Auctions. In our Hospitality Room you will have lots to keep you occupied and, of course on Friday evening will be the chance purchase some fabulous roundtables and mega-roundtables.

The Hospitality Room will be open Thursday thru Saturday so please check your schedule for times. Our Hospitality Room will provide a place to meet friends, participate in games and activities, and perhaps work on a project or kit that just needs a little more time. This is a place to just hang out too when you just need a break.

On Saturday, more activity.... Shopping, Workshops, Theme Luncheons, Exhibits and Hospitality, as well as another chance to participate in the second Silent Auction. Saturday evening's excitement begin with a no host cocktail party – how about coming in a costume? This is a chance to really be creative.... Hmmmm tools and techniques? Come as a saw, a clamp, an exacto knife, a paint brush? Whoa! Lots of room for ideas here... maybe a carpenter's hat? A mini flower hat? After a banquet and lots of gifts, the big drawing for Houseparty Helpers.


We wind up on Sunday as we award the lucky winners of the centerpieces at the closing brunch and then the Sales and Exhibit Rooms are open for one final pass through until 4:00 pm.

We have a very, very busy schedule filled with friends and activities. Please review your schedule carefully for times and locations as you won't want to miss ANYTHING! And there may be a few surprises yet to come.....?

We are so excited that you are joining us in Sacramento, California for the
ABCs of Miniatures

Barbara Thornton-Hill
Chairman

Carlene Brown
Assistant Chairman



Code of Ethics and Cancellation Form



NAME has learned from past experience that certain regulations must be adhered to in order that all registrants are treated fairly and can enjoy the benefits of the Houseparty. The following are rules by which every registrant must abide:

- 1) Your Houseparty registration is non-transferable. If for some reason you are unable to attend you may either (a) contact the NAME Office regarding your cancellation (please use the form below) & a refund (less \$40) will be made if the office is notified before **February 5, 2017** or (b) If you wish to stay registered but can't attend, make arrangements with the Registration Chairman to receive your souvenirs, tote bag, & souvenir book by mail.
- 2) You may not lend your badge to anyone for any reason.
- 3) No one other than authorized Houseparty Dealers may sell merchandise at any time on Houseparty premises.

Failure to abide by these rules can seriously affect your opportunity to attend future NAME Conventions/Houseparties.

Neither the National Association of Miniature Enthusiasts, its officers, members, agents or assignees, nor the Houseparty Steering committee, jointly or severally, shall be responsible for loss of goods, merchandise displays or other accouterments which may result from fire, flood, theft, vandalism, Acts of God or any action which may occur before, during or after the Houseparty. Participants are hereby advised that the National Association of Miniature Enthusiasts and its designated authorities do not and will not carry insurance to cover damage or loss which may be sustained by participants, participants' personnel and/or guests.

The NAME Board of Trustees

ABC's of Miniatures

Sacramento 2017 CANCELLATION FORM

Postmark deadline February 5, 2017

Name _____ Email _____

Address _____ Phone (____) _____

City _____ State _____ Zip _____

ALL Registered Activities (include Workshops, Luncheons, Tours & if you've volunteered or signed up for things such as swaps, exhibits, etc):

Please mail form to: NAME SACRAMENTO CANCELLATION ▪ PO Box 69 ▪ Carmel, IN 46082



Houseparty Information

These definitions are provided to explain NAME Convention/Houseparty Terminology and the activities available.



Academy of Honor (AOH)

Recognizes those members of NAME whose talent, leadership and achievements have helped determine and preserve the art of miniatures.

Annual Business Meeting

As authorized by NAME Bylaws, the primary purpose of the Annual National Convention is to hold the annual meeting of its members. Its function is to provide a forum to conduct NAME business by bringing together NAME Officers, Board Members, Club Presidents, State Reps, Regional Coordinators and Members. All NAME members are invited to attend. If they are not registered for the Convention, they must present a current membership card. All members have an equal vote. The results of the election of officers are announced every two years. Changes in the NAME Bylaws are voted on annually, if such changes are proposed. The President of the Association chairs the Business Meeting.

Auction

An auction of special items donated to NAME with all proceeds going to NAME. This is held in the evening.

Banquet

This is the main formal meal, served on Saturday evening. Door Prizes and Houseparty Helpers are drawn and Table Favors and Table Exchange gifts are exchanged.

Centerpiece

All tables at all meal functions feature a centerpiece. These are miniature scenes, depicting the Convention theme, which various NAME members have created. There is a drawing at the Sunday Brunch and a winner at each table receives the centerpiece.

Club Presidents Meeting

A meeting is held for any Club President or Club representative to allow our Clubs an opportunity to share ideas and discuss solutions to problems.

Convention Badge

Your name badge must be worn at all convention functions. You may not lend your badge to anyone for any reason. If you leave the hotel for anything other than a Convention function, please remove your badge. It's a sure sign you are a tourist with money in your pocket.

Door Prize

Door Prizes are miniature items donated by registrants. They are valued from \$10.00 to \$50.00. Door Prizes are given at meal functions by a drawing of table seat number. If you donate one, turn it in at the Registration Area. They should be boxed, but unwrapped.

Exhibit Room

A Convention highlight is a wonderful display of miniatures that have been brought by the registrants to share with everyone attending. Exhibit hours are listed in the Schedule of Events.

First Timers Meeting

A meeting held for all those attending their first Convention to introduce these registrants to the terminology of the Convention and to answer any questions.

Garage Sale

This is a typical garage sale of miniature items donated to NAME. There will be bargains galore, so arrive early!! Please be courteous to other shoppers. No hoarding a large number of items to sort through in a corner of the room later.

Gold Star Volunteers

This is a program that allows attendees to volunteer their time to assist the various committees at the Convention. Volunteers who work for at least two hours at the Convention receive a Gold Star Volunteer pin.

Hospitality Room

A room is setup for the registrants to stop by and chat with other registrants. The hours of the Hospitality Room are listed on the Schedule of Events. Special activities, exclusive to the Hospitality Room, will be provided.

Hostess/Host

Registrants sign up ahead of time to be a hostess or host at meal functions. They have specific duties such as putting the centerpiece and souvenirs on the table at each meal function, overseeing the sign-in sheet, introducing the guests to each other, making the guests feel welcome, etc. It is best to have attended a NAME Convention at least once before you sign up to be a Hostess/Host.

Houseparty Helpers

Houseparty Helpers are donated items valued at \$150 or more. Raffle tickets are sold and the proceeds will be used to defray Convention expenses. Purchase your tickets and place them in the box for the item you would like to win. One ticket is chosen from each container and that person wins that Helper. **Helpful Hint:** *Pre-printed return address labels are very helpful when putting your name on the Houseparty Helper tickets and on the sign-up sheet at meal functions.*

Meal Functions

All meals on the Schedule of Events, with the exception of the Theme Luncheons/Dinners or meals served on the Tours, are included in the registration fee.

"Mega" Roundtable Workshops (NEW EVENT)

Instructors will offer hands-on workshops in small groups in the roundtable workshop room. Kits are sold for \$10 or less and the workshop should take two hours or less to complete. Pre-sales for Mega Roundtable kits are held prior to the workshop session, and remaining kits are sold in the workshop room. These workshops are listed in the Souvenir Book and a separate list is provided in the registration packet you will receive at the Convention. Finished kits will be on display near the registration area during registration hours.

NAME "GALA" Event

This is a NAME fundraiser usually held on Wednesday evening. There are usually refreshments, could have entertainment, a possible auction of special items and a small gift is presented. Each "GALA" is different based on the theme of the Convention. You must pre-register for one of the limited spaces available at an additional fee.

No Host Cocktail Party

A cash bar cocktail party held prior to the banquet on Saturday evening. It gives you an opportunity to visit with other guests and view those registrants who choose to wear theme-related costumes.

Pre-Convention Workshops

One, two or three-day workshops are given by instructors on Monday, Tuesday and Wednesday preceding the Convention. They are limited in number of participants and you must pre-register for these workshops. A list of these workshops is included in your registration packet. These workshops fill up quickly and are filled on a first come, first served basis according to registration form arrival. First-day arrivals (all those received on or before a specified date regardless of order received) will be registered first. Those arriving the following day will be second-day and processed next, etc. If there are more first-day arrivals than space will allow, those registrations will go to a lottery. If your first choice is full and you have indicated other choices, you will be registered in your next choice if space is available. Fee adjustments will be made if necessary. If you are placed on a waiting list, your check will be held. If you do not get into the wait-listed workshop, your check will be returned following the Convention. A fee is charged for Pre-Convention Workshops. If there are any openings remaining in these workshops, they will be filled at the Convention.

Regional Meetings

Members from each region get together with their Regional Coordinator and State Representatives to make plans for the coming year. A report of the previous year is also given. This is a wonderful opportunity to have input into the events and projects planned for your region. And is a way of showing your Regional Coordinator and State Reps that they have your support.

Registered Workshops

Workshops are given by instructors on Thursday and Friday during the Convention and are usually 4 hr or less. The number of participants is limited and you must pre-register for these workshops. A list of the workshops is included in your registration packet. Please see "Pre-Convention Workshops" for an explanation of how the workshops are filled. A fee is charged for Registered Workshops. If there are any openings remaining in these workshops, they will be filled at the Convention.

Registration at the Convention

When registrants arrive at the Convention/HP, they need to report to the Registration area to pick up their packet of information, name tag, tote bag and souvenir book. Registrants will also sign up for table seating for the meal functions if they have opted not to be pre-seated. The Schedule of Events lists the frequent hours the Registration area is open. This is the best time to drop off Door Prizes, Houseparty Helpers, Auction and Garage Sale items.

Roundtable Workshops

Instructors will offer hands-on workshops in small groups in the roundtable workshop room. Kits are sold for \$5 or less to complete the workshop, which should take 30 minutes or less. Pre-sales for Roundtable kits are held prior to the workshop session, and remaining kits are sold in the workshop room. These workshops are listed in the Souvenir Book and a separate list is provided in the registration packet you will receive at the Convention. Finished Kits will be on display near the registration area during registration hours.

Sales Room

Selected dealers with a variety of miniature merchandise at various prices. The hours of the Sales Room are listed on the Schedule of Events.

Souvenirs

These are specially made gifts for each Convention registrant. Souvenirs are limited editions and made only for this Convention. They are presented at the meal functions. Registrants are not to open souvenirs until an announcement is made to do so, then everyone opens them at the same time.

Souvenir Book

A book printed especially for the Convention containing the Convention Schedule of Events, a list of the workshops and items related to the Convention theme. The Souvenir Book is a nice addition to a miniature library.

Table Exchange Gifts

Many registrants make or buy one gift valued at approximately \$10 to \$15 to exchange with another person at their table whose also brought a gift. This is an optional, but popular, tradition for the Saturday Night Banquet. Table Exchanges should be gift wrapped (include your name/contact info inside).

Table Favors

There will be ten attendees at each table. Many registrants make or buy nine small gifts, valued at approximately \$3 to \$5, to present to their table companions at the Saturday Night Banquet. This is entirely optional, but most guests do elect to participate. It is fun if the Table Favors are theme related and wrapped as a gift (include your name/contact info inside).

Theme Luncheons and Dinners

These are luncheons or dinners at which an artisan will present a demonstration or lecture on a specific subject. The number of participants is limited and you must pre-register for these luncheons. A list of these Luncheons and Dinners is included in your registration packet. Please see "Pre-Convention Workshops" for an explanation of how the luncheons and dinners are filled. A fee is charged for Theme Luncheons and Dinners. If there are any openings remaining in the Theme Luncheons and Dinners, they will be filled at the Convention.

Tote Bags

At registration you will receive a Tote Bag of miniature favors donated by NAME Clubs and individual members. Donations are normally a sufficient quantity to give one per attendee, although any quantity is greatly appreciated. Not everyone will get the same Tote Bag Favors, but the distribution will be pretty equal. If you wish to donate Tote Bag Favors, there is a form available in your registration packet.



Schedule

Tentative as of: 6/25/2016

Wednesday, March 22, 2017

8:00am - 5:00pm	Drive it Yourself Tour of Homes
5:00pm - 8:00pm	Registration* Open
8:00pm - ??	Steering Committee Meeting

Thursday, March 23, 2017

7:00am - 8:00am	Registration* Open
7:30am - 8:00am	Pre-convention Workshop Set Up
8:00am - 5:00pm	Pre-convention Workshops
Noon - 1:00pm	Registration* Open
Noon - 3:00pm	Hospitality Room Open
Noon - 3:00pm	Exhibit Room-Exhibitor Set Up
Noon - 4:00pm	Sales Room Set Up
4:00pm - 5:30pm	Registration* Open
5:00pm - 6:30pm	Free for dinner
6:30pm - 10:00pm	<i>*Thursday Evening From A to Z*</i>

Friday, March 24, 2017

7:00am - 8:00am	Registration* Open
7:00am - 8:30am	Exhibit Room-Exhibitor Set Up
7:00am - 11:30am	Sales Room Set Up
7:00am - 7:30am	Registered Workshop Set Up
7:30am - 11:30am	Registered Workshops
8:00am - 11:00am	Hospitality Room Open
11:30am - Noon	Host/Hostess Meeting
Noon - 1:30pm	Opening Luncheon
1:30pm - 5:00pm	Sales Room Open
1:30pm - 5:45pm	Silent Auction #1
2:00pm - 4:30pm	Exhibit Room Open
3:00pm - 5:00pm	Hospitality Room Open
4:30pm - 5:00pm	Registration* Open
4:30pm	DEADLINE for Special Needs Roundtable & Mega list w money drop off
5:30pm - 7:15pm	Theme Dinner - "Tool Time"
7:45pm - 8:15pm	Round Table & Mega RT Set Up
8:15pm - 8:45pm	Round Table Sales
8:45pm - 9:15pm	Mega Roundtable Sales
9:15pm - 9:45	Round Table and Mega Workshops

Saturday, March 25, 2017

7:00am - 7:30am	Registered Workshop Set Up
8:00am - 10:00am	Hospitality Room Open
10:00am - 11:30am	Exhibit Room Open
7:45am - 11:45am	Registered Workshops
12:00pm - 1:30pm	Theme Luncheons
1:30pm - 5:15pm	Silent Auction #2
1:30pm - 5:00pm	Sales Room Open, Exhibit Room Open
2:00pm - 5:00pm	Shipping Counter Open
3:30pm - 5:30pm	Hospitality Room Open

Saturday, March 25, 2017 (continued)

4:30pm - 5:15pm	Pick up Mini Swap Items
5:15pm - 6:00pm	Optional Meetings, Online meeting, etc.
5:30pm - 6:00pm	Pick up Gold Star Pin in Operations
6:30pm - 7:30pm	No-Host Cocktail Party
7:00pm - 7:20pm	Host/Hostess Meeting
7:30pm - 11:00pm	ABCs Party Night (Banquet)

Sunday - March 26, 2017

8:30am - 9:00am	Host/Hostess Meeting
9:00am - 11:00am	Closing Brunch
10:30am - 1:30pm	Shipping Counter Open
11:30am - 4:00pm	Sales Room & Exhibit Room Open to Public

Registration* - During these hours the Committee will accept items for Auction, Door Prizes, Houseparty Helpers and Mini Swaps. You may also sign up for Table Seating and Gold Star Volunteers if you didn't do so ahead of the event.

Late Registrations arriving after 5pm on Friday evening or anytime Saturday may be picked up in Operations.

My Tear Sheet Record

Did I Send It? Date Sent

Forms Sent to:

NAME
PO Box 69
Carmel, IN 46082



	Thursday Evening FORM	
	Theme Dinner FORM	
	Pre-Convention Workshop FORM	
	Registered Workshop FORM	
	Theme Luncheon FORM	

Forms Sent to each Committee Chairperson(s): (NOT TO THE NAME OFFICE)

	Advanced Table Seating Request - FORM	
	Door Prizes - FORM	
	Exhibits - FORM	
	Gold Star Volunteer - FORM	
	Host/Hostess - FORM	
	Houseparty Helpers - FORM	
	Mini Swap - FORM	
	Roundtable/Mega Instructor - FORM & SAMPLE	
	Silent Auction FORM	
	Souvenir Book Ad - FORM	
	Tote Bag Favor - FORM	

ABCs of Miniatures—Preconvention Workshops

I-Day Workshops • Thursday 8:00 a.m. - 5:00 p.m.



TH1 - Retro Stove
by Charlotte Atcher
1" scale • \$64

TH2 - Castle Toy Box & Art Center with Bench
by Stephanie Engeseth
1" scale • \$103



TH3 - "Room for Crafts, Construction and Caddies"
by Luci Hanson
1/4" scale • \$64



TH4 - 1/4" Farm Stand
by Carol Kubrican
1/4" scale • \$85



TH5 - A Room of Her Own
by Connie Reagan
1" scale • \$134



TH6 - A is for Apple
by Janet Smith
1/4" scale • \$74



TH7 - Easter Egg House
by Ruth Stewart
1/4" scale • \$95

TH8 - The ABCs of Miniature Crocheting
by Sandra Swisher
1" scale • \$50



TH9 - Trunk Roombox with LED Lighting
by Ginger Anderson
1/4" scale • \$85



ABCs of Miniatures—Registered Workshops

Friday • 7:30 a.m. - 11:30 a.m.



F1 - California Wine Testing Room

by Karen Benson

1/4" scale • \$89



F2 - Dome Top Trunk

by Deb Laue

1" scale • \$74



F4 - Decals Aren't Just for Dishes

by Connie Reagan

1" scale • \$69



F5 - Calorie-Free Candies

by Janet Smith

1/4" scale • \$39



F3 - Rag Rugs

by Ruth Stewart

1" & 1/4" scale • \$44



F6 - 1/4" Outdoor Hollyhocks

by Pat Brehm-Nash

1/4" scale • \$99



Friday & Saturday

FS1 - My Miniature World

by Debbie Young

1/4" scale • \$89




Saturday • 7:45 a.m. - 11:45 a.m.



S1 - Framed Seasonal Entry

by Karen Benson

1/4" scale • \$89



S3 - Moroccan Furniture

by Connie Reagan

1" scale • \$99



S5 - Raggedy Ann

Doll Trunk and Doll

by Deb Laue

1" scale • \$74

S2 - Room for Versatility

by Dick Hanson


All scale • \$44



S4 - Basic Mold Making and Casting

by Jeff Packard

Technique for all scale • \$64



1" 1/2" 1/4"




S6 - Angled Bookcase Corner Workshop

by Steve Goode

1" scale • \$49





Pre-Convention Workshops

Thursday, March 24, 2017
8:00 AM – 5:00 PM



Thursday Workshops

TH1 – Retro Stove by *Charlotte Atcher*

Class Fee: \$64

A Retro Stove is perfect for Shabby Chic, Cottage Charm or a warm and inviting kitchen from yesteryear. A 1/12" stove will be constructed, primed and painted in class. Varnishing options will be discussed to be completed at home. The Student can paint their stove with any color of acrylic paint they bring. Supply and tool list will be emailed to students prior to workshop.

Minimum Skill Level: Intermediate **1" scale**

TH2 – Castle Toy Box & Art Center with Bench by *Stephanie Engeseth*

Class Fee: \$103

This "Castle Toy Box" has been engraved with a castle motif on the exterior and has a basic finish using pigmented powders and acrylic inks on a hardwood and a clear finish over that. The seat/lid is pin hinged to provide easy access to the interior. Accompanying the Toy Box is an Art Center with side shelves, an easel with painted paper, paint pots and bench for comfortable seating while being creative. The sides of the Art Center are also engraved with the Castle Motif.

Minimum Skill Level: Beginner/ Intermediate **1" scale**

TH3 – "Room for Crafts, Construction and Caddies" by *Luci Hanson*

Class Fee: \$64

The garage has always been the "go-to" place for tools, laundry, storage and the family car. Join Luci as she creates another practical use for this multi-purpose room....a craft room with a wide workbench, lots of storage for the tools and supplies, a coffee pot, microwave, laptop and lots of shelf space for the finished projects. There is even room for the family pet. The scene would not be complete without the treasured pink Caddie. (Alternate cars available) Class will include the acrylic case, wood base frame, electrification, assembled room, walls, graphics, window and door, cabinets, washer, dryer, water heater, paint and glue. As always there will be drawings for extra room accessories.

Minimum Skill Level: ALL **1/4" scale**

TH4 – 1/4" Farm Stand by *Carol Kubrican*

Class Fee: \$85

Did you know that the Central Valley produces more than half of the veggies & fruits grown in the U.S.? In this workshop, students will create a farm stand from "reclaimed" materials that celebrates this area's bounty. Students will learn how to: remove the shine from painted metal, give metal a weathered and aged appearance, create, "metal" from paper, weather and age wood, transfer images to wood, and give the piece a lovely patina. These techniques may be used in any scale. The Farm Stand is a special project for the Sacramento Houseparty; it will not be offered as a kit. Students are likely to finish in class.

Minimum Skill Level: Beginner **1/4" scale**

TH5 – A Room of Her Own by *Connie Reagan*

Class Fee: \$134

A charming little room that can be a haven for your favorite hobby. Put the basic kit together with your wallpaper and my new flooring. Laser cut details stand out in this room and the window wall can be done with the wiring on the outside as an outdoor scene OR as interior sconces. A 3rd option can even be a stained glass window as seen in my pictures but purchased separately. Acrylic covers, desk, chair and lights are included. Accessories are not included.

Minimum Skill Level: Beginner **1" scale**

TH6 – A is for Apple by *Janet Smith*

Class Fee: \$74

A is for Apple. Make this adorable apple themed kitchen with, what else? Apples! Make your own pie tins, apples, apple pies, etc. And make the kitchen vignette to display them all. Not only are the foods part of this workshop, but you also get the glass apple ball, vignette, table, chairs, rug, clock, pictures and decorations for the display shelf at the top of the wall. With a little luck, you'll head home with a finished vignette. Display decorations may vary.

Minimum Skill Level: Beginner **1/4" scale**

(continued)

Thursday Workshops Continued

TH7 – Easter Egg House *by Ruth Stewart*

Class Fee: \$95

Easter is around the corner and what better way to decorate than with a brand new Egg House. This beautifully 3D printed Goose Egg is painted with your choice of colored chalk paints. You will receive a 1" scale chocolate bunny mold to make calorie free chocolates! The inside of the Easter Egg can house ¼" items. Lase laces, frosting and roses are included and you will be taught in class how to decorate with them.

Minimum Skill Level: Beginner

1/4" scale

TH8 – The ABCs of Miniature Crocheting *by Sandra Swisher*

Class Fee: \$50

Whether you do not know how to crochet but would like to learn, or whether you are experienced in full-sized crocheting but would like to transfer your skills to a more miniature scale, this workshop is for you! The instructor is an IGMA artisan in the area of needle-crafting who will demonstrate and discuss all the basics of miniature crocheting including her innovative starting technique, and of course specific instructions concerning the class project: filet-crochet tray cloths. The filet-crochet technique is ideal for a first time miniature crochet project as it uses only repetitions of basic stitches, and the pattern can be read from an easy-to-follow chart. We will strive to get all the students started and to obtain enough confidence and instruction to be able to complete the project at their own pace. Students will be able to select from a variety of patterns for their project. You will receive a package of two, one inch scale trays (from www.dragonflyintl.com), a 0.4mm crochet hook to take home and the thread needed to make two crocheted tray cloths. As a bonus students will be given the materials and instructions to take home to make companion tea towels to display with each of their completed trays and tray cloths. It is essential for all students to bring magnification and lighting. We will strive to get all the students started and to obtain enough confidence and instruction to be able to complete the project at their own pace.

Minimum Skill Level: Beginner

1" scale

TH9 – Trunk Roombox with LED Lighting *by Ginger Anderson*

Class Fee: \$85

We will assemble, cover and electrify a ¼" scale trunk roombox. It will include decorative hardware, exterior "leather-look" vinyl and wallpaper. Power supply will be included.

Minimum Skill Level: Beginner

¼" scale



Pre-Convention Workshop Registration



Workshop registration opens on November 14, 2016.
All registrations postmarked on or before that date will be considered first-day arrivals.
~ No refunds after February 5, 2017. ~

THURSDAY, MARCH 23, 2017

1st Choice: # _____ Title _____ Fee \$ _____

2nd Choice: # _____ Title _____ Fee \$ _____

3rd Choice: # _____ Title _____ Fee \$ _____

ONE PERSON PER FORM, PLEASE

METHOD OF PAYMENT: ☐ Check ☐ Money Order ☐ Visa ☐ MasterCard

If sending a check, make it payable to **NAME Sacramento 2017** for your first choice selection.

Name _____ Email _____

Address _____ Phone (____) _____

City _____ State _____ Zip _____


IF YOU ARE USING A CHARGE CARD:

Card # _____ Exp Date _____

Signature (required if using charge card) _____

Workshops are filled on a first come, first served basis according to time of arrival of registration forms. First-day arrivals (all those **postmarked** on or before **Nov 14th** regardless of order received) will be registered first. *November 15th* postmarks will be second-day and processed next, etc. If there are more first-day postmarked registrants than space will allow, those registrations will go to a lottery. If your first choice is full and you have indicated other choices, you will be registered in your next choice if space is available, otherwise you will be put on a waitlist for that first choice. Fee adjustments will be made if necessary. If you are placed on a waiting list, your check will be held. If you do not get into the wait-listed workshop, your check will be returned or shredded following the Houseparty.

Please mail to: NAME Sacramento 2017 ▪ PO Box 69 ▪ Carmel, IN 46082



Registered Workshops

March 24 & 25, 2017
Friday (March 24) 7:30 AM – 11:30 AM
& Saturday (March 25) 7:45 AM – 11:45AM



Friday Workshops

F1 – California Wine Tasting Room by Karen Benson

Class Fee: \$89

Learn the ABC's of building a 1/4" scale roombox, apply stonework graphic paper to the interior wall inserts, finish the "wrought iron" grill work door to the "wine cellar" and add wood beams you have aged and stained. The wine barrels will be painted and aged, add the spigot and build in the wood wall. The workshop includes everything you see in the photo so there will be tips & techniques for building small scale furnishings – the wine bottle storage bins. Interior size of roombox is 5" wide x 2-1/2" deep x 2-1/2 high. The roombox has an acrylic covered opening in the top to let in additional light.

Minimum Skill Level: Beginner

1/4" scale

F2 –Dome Top Trunk by Deb Laue

Class Fee: \$74

Fill a memory trunk with Victorian clothing and special mementos. After decorating a preassembled trunk students will create a special dress, corset, and other garments that will be arranged in the trunk along with jewelry, photos, and trinkets.

Minimum Skill Level: Beginner

1" scale

F3 – Rag Rugs by Ruth Stewart

Class Fee: \$44

Ever wanted to learn how to braid those beautiful pesky rugs? Well now's your chance! This technique can be used in all scales and you will get your choice of scale in class. Come and learn the secret to braiding, what colors to choose, how to assemble and finish your rug. Many can be made in class as time allows.

Minimum Skill Level: Beginner

1" & 1/4" scale

F4 –Decals Aren't Just for Dishes by Connie Reagan

Class Fee: \$69

In a small heart-shaped case, is a beautiful vanity set complete with bottles of perfumes and lotions. Learn how to creatively combine snippets of my decals to create a hand-painted look. Variety of designs and colors available.

Minimum Skill Level: Beginner

1" scale

F5 – Calorie-Free Candies (in Quarter Scale) by Janet Smith

Class Fee: \$39

You know how you walk into a candy store and you not only smell the chocolate, but your eyes are drawn to the counters filled with all kinds of different candies...different colors, different sizes, different textures, different designs. Well, that's what we're doing in this class! Learn how to make a variety of candies to use in your own store or your own holiday scene or to give away as swaps. No baking required for this class...we'll just be decorating! And that's the fun part anyway! Display not included.

Minimum Skill Level: Beginner

1/4" scale

F6 – 1/4" Outdoor Hollyhocks by Pat Brehm-Nash

Class Fee: \$99

Students will learn to make four Old Fashion Hollyhocks. You will receive a fifth completed Hollyhock made by Pat as your gift and example to take home with you. In class you will have time to complete one Hollyhock and you will make a sample to take home as a guide to make the other two. All supplies and tools needed for this class will be furnished. So come join Pat in the fun of learning how to make Old Fashion Hollyhocks.

Minimum Skill Level: Intermediate

1/4" scale

Friday & Saturday Workshop

FS1 – My Miniature World by Debbie Young

Class Fee: \$89

I am lucky enough to have a lovely little workshop where I cut, build and display my beloved miniature projects. Beside the shop is my little cottage garden decorated with discarded items – an old stove is the potting bench and old ironing boards are the shutters. But, it is the inside that counts. The kit includes everything (the ironing boards, stove and all the cabinets, too) to build a 1/4" scale replica of my miniature world – my workshop.

Minimum Skill Level: Beginner

1/4" scale

(continued)

Saturday Workshops

S1 – Framed Seasonal Entry *by Karen Benson*

Class Fee: \$89

I love decorating for holidays but always run out of steam when it comes to my minis, but now I can be prepared ahead of time. During the workshop we will build an exterior box for the back of the frame and two (yes two!) interior seasonal entry boxes. You will leave the workshop with two seasonal entry boxes ready to decorate. But wait – don't stop there – additional interior seasonal entry boxes will be available in the sales room. Have one decorated for all of your favorite holidays. Love Halloween? Decorate one of the seasonal entry boxes with everything Halloween. Next up is Thanksgiving, just slide out Halloween and drop in Thanksgiving, followed by Christmas, followed by New Years, followed by Valentine Day. Do you see where I'm going with this idea?? You can be prepared ahead of time for any holiday. Frame is 6-1/4"W x 4-3/4"H, interior entry box is 5"W x 3-1/2" H, area to be decorated is 3-1/2" W x 1-1/2" Deep x 2-3/4" H.

Minimum Skill Level: Beginner

1/4" scale

S2 – Room for Versatility *by Dick Hanson*

Class Fee: \$44

Often times we want to make a specific scene or display but don't have the right container. Dick has come up with the answer – a framed roombox that can be adapted to all of the typical scales. Vertically it is great for displaying a 1" item or scene. Horizontally, it is perfect for half scale scenes or displays. With the accompanying shelf it makes into a wide two floor quarter scale roombox. And finally, the room can be made into a three floor quarter scale display or room setting with the extra shelves that are included. Add the lighting that is also part of the project and you are set to create a "Versatile" display in any of the 3 popular scales. (Actually, a whole micro village can be displayed on each of the three floors of the vertical 1/4" version)

Minimum Skill Level: All

All scale

S3 – Moroccan Furniture *by Connie Reagan*

Class Fee: \$99

This furniture, so detailed, is completed with a very easy technique. No detail painting skills or intense magnification needed! You really won't believe how easy it is to paint and assemble this project! Settee and wall mirror included.

Minimum Skill Level: Intermediate

1" scale

S4 – Basic Mold Making and Casting *by Jeff Packard*

Class Fee: \$64

Resin Casting can be useful in miniatures for making multiple identical items or for duplicating complicated originals. Learn this process first hand. In class you will learn how to pour cast pieces using two part resin in furnished molds and then experience making a one part mold using two part silicone rubber. All materials will be supplied and a source list will be given to all students. Students will leave with several cast pieces, a rubber mold they have created and the knowledge to repeat the process at home.

Minimum Skill Level: Beginner

Technique for all scales

S5 – Raggedy Ann Doll Trunk and Doll *by Deb Laue*

Class Fee: \$74

Join me in the wonderful world of Raggedy Ann as we assemble a tiny doll in a 1-3/4" high trunk. Dress a porcelain doll in special printed fabric that is scaled just right for the doll then create a trunk decorated just for her. Top it off with a special hat.

Minimum Skill Level: Beginner

1" scale

S6 – Angled Bookcase Corner Workshop *by Steve Goode*

Class Fee: \$49

Students will be making a small 4"x4"x8" tall corner room section. Students will learn how to install a floor, construct a corner bookcase, cut and install baseboards, chair railings and ceiling moldings. Also, you will construct a picture frame for your wall. Students will enjoy learning how to miter cut and fit moldings. Tools, glue and all wood will be provided.

Minimum Skill Level: Intermediate

1" scale



Registered Workshop Registration



Workshop registration opens on November 14, 2016.

All registrations postmarked on or before that date will be considered first-day arrivals.

~ No refunds after February 5, 2017. ~

FRIDAY, MARCH 24, 2017 (*also for use for the one Fri/Sat class)

1st Choice: # _____ Title _____ Fee \$ _____

2nd Choice: # _____ Title _____ Fee \$ _____

3rd Choice: # _____ Title _____ Fee \$ _____

SATURDAY, MARCH 25, 2017

1st Choice: # _____ Title _____ Fee \$ _____

2nd Choice: # _____ Title _____ Fee \$ _____

3rd Choice: # _____ Title _____ Fee \$ _____

ONE PERSON PER FORM PLEASE

METHOD OF PAYMENT: ☐ Check ☐ Money Order ☐ Visa ☐ MasterCard

If sending a check, make it payable to **NAME Greenville 2016** for your first choice selection.

Name _____ Email _____

Address _____ Phone (____) _____

City _____ State _____ Zip _____

IF YOU ARE USING A CHARGE CARD:

Card # _____ Exp Date _____

Signature (required if using charge card) _____

Workshops are filled on a first come, first served basis according to time of arrival of registration forms. First-day arrivals (all those **postmarked** on or before **Nov 14th** regardless of order received) will be registered first. Nov 15th postmarks will be second-day and processed next, etc. If there are more first-day postmarked registrants than space will allow, those registrations will go to a lottery. If your first choice is full and you have indicated other choices, you will be registered in your next choice if space is available, otherwise you will be put on a waitlist for that first choice. Fee adjustments will be made if necessary. If you are placed on a waiting list, your check will be held. If you do not get into the wait-listed workshop, your check will be returned or shredded following the Houseparty.

Please mail to: NAME Sacramento 2017 • PO Box 69 • Carmel, IN 46082



Theme Luncheons

Saturday, March 25, 2017 12:00 PM - 1:30 PM



TLS1 – The Antique Dolls' Houses and Miniature Structures of Moritz Gottschalk by Lew Kummerow

\$130.50

Moritz Gottschalk was one of the more prolific of the early toy makers, and his business was one of the most long lasting companies. He created numerous small structures including dolls' houses, stables, kitchens, shops and other unusual items that were representative of the changing periods from the late 1800's to WWII. Today his antique pieces can be seen in museums and are also part of many private collections. Each attendee will receive a miniature of one of Gottschalk's rarer pieces.

TLS2 – Powering Your Miniatures with LED by Luci Hanson

\$85.50

Now that LED has been around a while many are ready to learn about what can be done with it and how they can apply it to their homes, rooms and displays. Join Luci as she shares how to mix LED lighting with the olds style lighting. Learn about the latest innovations and supplies that are available to use in miniature displays and dollhouses. Learn how to convert some of your old lamps and lighting to LED lighting. Luci will also share with you how to adapt some of the old style components with LED lighting. You will receive a 9-volt power system, a 3-volt power system, a 12-volt power system and lights to go with each system as a gift for attending.

TLS3 – ABC's of Small Scale Food by Janet Smith

\$85.50

Come hear about the ABC's of making small scale foods. We'll discuss different clays, paints, glues, tools, materials, etc. Go home with a quarter scale replica of a luncheon based on the actual luncheon for the day as well as a printed booklet with all the information covered during the luncheon. You will receive a quarter scale luncheon based on the actual luncheon menu that you will be served.

TLS4 – Capturing Your Miniatures Using Photography & 3D Scanning by Ruth & Dan Stewart

\$114.50

Explore your world of capturing miniatures with us. Learn about ways to improve your photographs and explore new methods of capturing or creating your miniatures in 3D. Questions are encouraged so bring your list! You will have a choice of a 1" or 1/4" 3D special made item you won't want to miss!

Theme Luncheon Registration Form

Luncheon registration opens on November 14, 2016.

All registrations postmarked on or before that date will be considered first-day arrivals.

~ No refunds after February 5, 2017. ~

1st Choice: # _____ Title _____ Fee \$ _____

2nd Choice: # _____ Title _____ Fee \$ _____

3rd Choice: # _____ Title _____ Fee \$ _____

*****Please select your meal choice: ☐ Chicken ☐ Salmon**

One person per form please.

METHOD OF PAYMENT: ☐ Check (made out to: NAME Sacramento 2017) ☐ Money Order ☐ Visa/MasterCard

Name _____ E-mail _____

Address _____ Phone (_____) _____

City _____ State _____ Zip _____

CHARGE CARD PAYMENT ONLY

Credit Card # _____ Exp. Date _____

Signature (if using charge card) _____

Theme Luncheons are filled on a first come, first served basis according to time of arrival of registration forms. First-day arrivals (all those **post-marked** on or before **June 1st** regardless of order received) will be registered first. **June 2nd** postmarks will be second-day and processed next, etc. If there are more first-day postmarked registrants than space will allow, those registrations will go to a lottery. If your first choice is full and you have indicated other choices, you will be registered in your next choice if space is available, otherwise you will be put on a waitlist for that first choice. Fee adjustments will be made if necessary. If you are placed on a waiting list, your check will be held. If you do not get into the wait-listed theme luncheon, your check will be returned or shredded following the Houseparty.

Please mail to: NAME Sacramento 2017 ▪ PO Box 69 ▪ Carmel, IN 46082

Thursday Evening From A to Z

Thursday, March 23, 2017

6:30 PM to 10:00 PM

\$61.00 per registrant

We invite you all to join us on Thursday Evening for a fun, entertaining and educational event organized by Debbie Young.

Dealers, Instructors, Committee and Registrants have been invited to fill a letter of the alphabet with their area of expertise. For Example:



B is for Bows might feature someone demonstration bow making

L is for Lighting might feature someone demonstrating and teaching about LED lighting.

W is for Wicker might feature a fabulous wicker maker answering questions and demonstrating.

These are just examples of what might be there. It will be a surprise who will be doing what when you get there – there will be 26 tables (one for each letter of the alphabet) with each letter featuring a tool or technique useful in the creation of miniatures.

You will be able to work your way through the 26 alphabet themed lectures and demonstrations receiving handouts and small gifts along the way from each presenter. There will be a separate area with tables and chairs for rest, relaxation and light refreshments –



Ice Cream Sundaes!!!! Yummmmmmm! There will also be opportunities to purchase drawing tickets to win spectacular prizes.

How can you miss an evening of 26 ideas or techniques, 26 specialists, 26 gifts, handouts or kits, AND Ice Cream? AND then the opportunity to win prizes! **REGISTER NOW!**

“Thursday Evening From A to Z”

THURSDAY EVENING EVENT

Registration Fee: \$61 (This is a fundraiser for NAME)

ONE FORM PER PARTICIPANT, PLEASE

METHOD OF PAYMENT: ☐ Check ☐ Money Order ☐ Visa ☐ MasterCard

Name _____ Email _____

Street Address _____ Phone (_____) _____

City/State/Zip _____

IF YOU ARE USING A CHARGE CARD:

Charge Card # _____ Exp. Date _____

Signature _____

**Please make a SEPARATE CHECK payable to “NAME Sacramento 2017”
and send to: NAME Sacramento 2017, PO Box 69, Carmel, IN 46082**



Theme Dinner

Friday, March 24, 2017

5:30 PM - 7:15 PM

\$35.00 per registrant



Please join us for an evening of

“Tool Time” with Luci, the Toolperson Hanson and Alberta Thornton-Hill, her loyal assistant and protégé

Luci and Al (for short) will take you through several safety tips and useful hints for shortcuts in your toolbox, along with a few unusual tools and uses for tools. This is not your everyday beginners lecture on tools so don't miss this one.

“What is included?”, You might ask.....

1. A full plated dinner
2. A little entertainment & education from Luci & Al
3. Special Gifts
4. A tool exchange at each table (optional) but fun – bring small tools to swap with the other 9 people at your table and you will receive 9 small tools. Also bring one nicer tool and we'll play pass the tool present as we do with the regular exchange at the Saturday night banquet. If you're unsure about this activity just read page 3 of this packet, Houseparty Terminology, about the banquet table exchanges except this will be tools (you can never have enough emery boards, rulers, etc.) Non-exchange tables will be available too.
5. Perhaps a Hostess presentation at your table if there is time

Questions? Chairperson: Janet Smith, desertminis@gmail.com (575) 532-5432

Theme Dinner

Registration Fee: \$35.00

ONE FORM PER PARTICIPANT, PLEASE

METHOD OF PAYMENT: ☐ Check ☐ Money Order ☐ Visa ☐ MasterCard

Name _____ Email _____

Street Address _____ Phone (____) _____

City/State/Zip _____


IF YOU ARE USING A CHARGE CARD:

Charge Card # _____ Exp. Date _____

Signature _____

Please make a SEPARATE CHECK payable to “NAME Sacramento 2017”

and send to: NAME Sacramento 2017, PO Box 69, Carmel, IN 46082



Drive-It-Yourself: Tour of Workspaces & Collections

**Wednesday, March 22, 2017
8:00AM - 5:00PM**



We are offering an opportunity for you to visit some of NAME's members Workshops and Collections. This is an optional "Do-It-Yourself" activity and there is no fee.

We will give you directions to the homes where some of our members have offered to open up so you can see their workspaces and their miniatures. We are always looking for idea to make our Workspaces more efficient, for storage tips, where and how to set up our tools, etc. So, here is your chance!

In addition to homes in the area, you will have an opportunity to visit a couple of Historic Towns in the California Gold Country in the beautiful Sierra Nevada Foothills: Nevada City, Grass Valley and Auburn (about 1-1/2 hours away) OR.... You might just want to stay very local to the hotel and visit a couple of homes in the more immediate area of Sacramento

**We do need to have some idea of how many are interested in this activity so please
fill out the form below and mail or email by March 1, 2017 to:**

**Denise Sanders
604 Matadero Ave
Palo Alto, CA 94306
poodlegirl123@yahoo.com**

SACRAMENTO DRIVE-IT-YOURSELF TOUR (NO COST)

Name _____ Email _____

Phone (_____) _____

Others In Group: _____

MAIL TO: Denise Sanders, 604 Matadero Ave, Palo Alto, CA 94306



Advanced Table Seating



We know that many of you are traveling together or plan to meet friends from all over the world at the Houseparty and would like to sit together for the meal functions. It is our goal to accommodate your seating preferences. **When you fill out this form, please be sure that everyone you list agrees to this arrangement and that no one has been listed with another seating group form. Please send only one form per group.** The maximum number is 10 per table; however, you do not have to fill a complete table. One of the 10 spaces will be designated for the hostess. You may choose your own table hostess by having the hostess notify us that she would like to be the hostess for your group **or** a hostess will be provided for each table. If you have no seating preference, please indicate that on this form or there will be on-site seating registration where you can choose a table that still has available spaces once you arrive.

You will find your table assignment on the backside of your badge at registration.

The Saturday Night Table Favors and Gift Exchange have become a tradition. The **Table Favors** should have an approximate value of \$3 to \$5. If you wish to participate, you should bring one favor for each of the 9 other people at your table. If everyone at your table participates, you will receive 9 favors in return. The **Gift Exchange** items should be valued at approximately \$10 to \$15. You bring only one exchange gift. If you bring a gift, you will receive a gift. Both exchanges are entirely optional.

*Please return this form by **January 17, 2017**, to:*

Leslie Swager

PO Box 1090

West Point CA 95255-1090

Phone: (209)304-4598

Email: leslie@waveville.net

----- Please **do not** return this form to the NAME Office. Send to address above. -----

Advanced Table Seating Request Form

Please PRINT names, including your own.

Seat 1(Host/Hostess) _____	Seat 6 _____
Seat 2 _____	Seat 7 _____
Seat 3 _____	Seat 8 _____
Seat 4 _____	Seat 9 _____
Seat 5 _____	Seat 10 _____

Table Type (check only one): No Exchange _____ 1" _____ 1/4" _____


Name _____ Email _____

Address _____ Phone (____) _____

City _____ State _____ Zip _____

Special Seating Requirements (such as a walker or wheelchair) _____

Special diet requirements (Circle One) Diabetic, Gluten Free or Other _____



Door Prizes



Door Prizes are a wonderful part of any Convention, especially if there are enough for everyone to receive one. Isn't it delightful to hear your number called and realize you're about to receive an unexpected gift?

With that in mind, we are asking for your help, along with your club members and other mini friends to donate a door prize(s) in **1" and/or 1/4" scales**

The guidelines are simple:

1. Door Prizes don't have to be theme related.
2. The value of each Door Prize should be between \$10 and \$50.
3. Door Prizes should be unwrapped and identified with your name and address.
4. Think of Door Prizes as a gift that you would be proud to give and thrilled to receive.

Please complete and return the form below by **January 17, 2017** to be recognized in our Souvenir Book. (You are welcome to still donate after this date, but it will only be recognized by its winner.) **Mail this completed form to:**

**Ruth Heisch
7197 Wooded Lake Dr.
San Jose CA 95120**

If you would like more information about door prizes, email **Ruth** at grouchybeartoo@aol.com

----- Please **do not** return this form to the NAME Office. Send to address above. -----

Yes, I will be a Door Prize (s) Contributor for the 2017 Sacramento Houseparty,
"ABCs of Miniatures"

Name _____ Email _____

Street Address _____ Phone _____

City _____ State _____ Zip _____ Cell _____

Approximate value of Door Prize: _____

Description/Number of Door Prizes (please include scale):

_____ **I will bring the item(s) to the houseparty.**

_____ **I will ship the item(s) to the above address by February 20, 2017.**



Exhibits



Miniatures are magical - they have the ability to entertain, educate and captivate. Please join us in sharing the miniatures you have created at the upcoming 2017 NAME Regional Houseparty, "ABCs of Miniatures", to be held in Sacramento, CA March 24-26, 2017. We welcome all scale projects including houses, room boxes, domes, shops or any other setting you may have created in 1", 1/2", 1/4", or micro-scales.

Exhibits may not be for sale, nor can they be shown as an example of the exhibitor's work with the intent to solicit orders. We would like exhibits in place between 10:00 am Friday, March 24th until 4 pm Sunday, March 26th. Advanced arrangements may be made for early removal on Saturday evening for those leaving immediately following the Sunday Brunch. The room will be locked and volunteer monitors will be present during viewing times. Table covers and electrical power will be provided, but **YOU MUST SUPPLY YOUR OWN HEAVY-DUTY EXTENSION CORDS AND ANY SPECIAL LIGHTING, RISERS OR DRAPING IF NEEDED.**

**Please fill out the form below (1 PER EXHIBIT) and mail by January 17, 2017 to:
Lynn Hamel, 14654 Guadalupe Drive, Rancho Murieta, CA 95683**

If you have any questions or concerns, please contact:

Lynn Hamel lhamel@ranchomurieta.org or

LaVerne Munz natomas10@yahoo.com

----- Please **DO NOT** return this form to the NAME Office. Send to the address above -----

2017 Sacramento EXHIBITS

Name _____ Email _____

Address _____ City _____ State _____ Zip _____

Cell Phone () _____

Created by (if other than exhibitor) _____

Type of Exhibit: House _____ Room Box _____ Other (explain) _____

Scale: 1" _____ 1/2" _____ 1/4" _____ Other _____ Size: Width across front _____ Depth _____ Height _____

Is this exhibit part of a group/club? Yes _____ No _____ If yes, name of group/club _____

If exhibit is a centerpiece, name of Convention/Houseparty _____ Year _____

Do you require electricity? Yes _____ No _____ (Please bring your own extension cords, labeled with your name.)

Do we have your permission for Committee member to remove cover for photographing? Yes _____ No _____


Do we have your permission for Committee member to turn on lights for the evening stroll? Yes _____ No _____

I need to remove my exhibit between 5:00 PM and 6:00 PM on Saturday, March 25th. Yes _____ No _____

NAME, its Staff, and members of the Convention Committee shall not be held responsible for loss or damage to miniatures placed on display in the exhibit area. I understand that I will be asked to sign a liability release form when I deliver my exhibit(s).

Signature _____ Date _____

Please volunteer on the GOLD STAR Form to be a monitor in the Exhibit Room. You need not be an exhibitor to volunteer!



Gold Star Volunteers

The Gold Star volunteer program allows you to earn a Gold Star Pin for **volunteering a minimum of two hours during the Houseparty**. If you volunteer for multiple jobs, it will be greatly appreciated, but you will be given only one Gold Star Pin. Please consider being a part of the Houseparty Behind the Scenes Workforce by completing and returning this form to be a Gold Star Volunteer. *If you prefer a volunteer job that allows for sitting, please check the appropriate line on the form below.* First timers are not only welcome, but are encouraged to volunteer, as this is a great way to meet other miniaturists. Remember to check the enclosed Houseparty Schedule to determine your availability. Your volunteer schedule will be included in the packet you receive at Registration; however, if you include your email address, we will confirm your volunteer assignment in advance. Please return your form by **January 17, 2017** so that you can be formally acknowledged. However, we will accept forms up to and at registration.

Please complete the form below and send to:

Barbara Fairbanks
4698 N. Zediker
Sanger, CA 93657-9124
minimager1@gmail.com
(559) 907 6051

----- Please **do not** return this to the NAME Office. Send to address above. -----

Gold Star Volunteers

Name _____ Email _____

Address _____ Phone (____) _____

City _____ State _____ Zip _____ Cell: (____) _____

Expected Arrival Date _____ Expected Departure Date _____

I am available to work these days/times _____

Please number in order of preference:

____ Sales Room

____ Exhibit Room

____ Operations

____ Registration

____ Silent Auction

____ Mini Exchange

____ Registered Workshops

____ Pre-Convention Workshops

____ Roundtable Workshops

____ Houseparty Helpers

____ Hospitality Room

____ Theme Luncheons

____ Please choose for me – wherever you need me. I am: _____ an early bird _____ a night person

____ I am willing to work more than 2 hours! _____ Please assign me to a job where I can work seated.

(see reverse for job descriptions)

ABCs of Miniatures • NAME 2017 N2 Regional Houseparty • Sacramento, CA

WHAT DO GOLD STAR VOLUNTEERS DO?

Exhibit Room - Assist in checking in exhibits and placing them for display during the hours designated for Exhibit Room set up. Monitor the Exhibit Room during open hours to prevent handling of exhibits. Assist in checking out exhibits at the end of the Houseparty.

Hospitality Room - Make other attendees feel welcome. Demonstrate the "make it and take it" project if there is one.

Houseparty Helpers - Assist at the Registration Table to accept donations. Assist in set up of Houseparty Helpers and their ticket boxes during the hours designated. Assist with boxing up donations and preparing them for distribution prior to the Saturday night banquet. Assist in distributing Houseparty Helpers to winners.

Mini Exchange— Set up room for Swap. Help set up bags for swap. Assist with checking in participants.

Operations - Help set up workshop rooms each evening for the next day's events by covering tables with plastic, putting out bags at each table for trash and distributing signage. (This may need to be done in the early morning if rooms are not available the night before). Monitor access to unlocked areas at various times throughout the week.

Pre-convention and Registered Workshops - Help distribute class lists and evaluation forms to each workshop at the beginning of the day and collect evaluation forms at the end of the day if workshop chair needs assistance.

Registration - Assist at Registration Table to check in registrants and give them their registration packets, tote bags or souvenir books.

Roundtable Workshops - Direct workshop presenters to their sales and workshop locations. Monitor doors to prevent early entry of participants. Sell kits for presenters who do not have an assistant to do so. Provide water for presenters, as needed.

Sales Room - Monitor Sales Room during the hours designated for set up to help ensure that only authorized persons gain entrance to the room. Monitor sales room during open hours to deter theft. Provide water and purchase & deliver food for dealers as needed.

Theme Luncheons - Check in attendees and obtain necessary signatures. Distribute and collect evaluations.



Come visit our “Mini Learning Center” Hospitality Room



Want to know what a wonderfully fun hospitality room looks and feels like? Then come on down. We look forward to welcoming you and providing a friendly, comfortable atmosphere where you can just sit back, relax and visit with old friends and new. Maybe you're the adventurer type and would like to learn one of the various techniques we'll be demonstrating. Each day we will feature another exciting demo. We want to offer each guest the opportunity to roll up your sleeves, sit down and join in the fun. Scattered throughout the room you'll find make-it and take-it stations set up with different projects for your amusement. Or if you don't have much time just peek in and check out our How-to story boards, watch a video or browse through our helpful book collection. We encourage one and all to stop by and enhance your mini making abilities.

Our Charity: **BAY AREA CRISIS NURSERY**

We are asking for donations to support the Bay Area Crisis Nursery.

The purpose of this organization is to prevent abuse and neglect of children by providing support to families who are in stress or crisis. Their primary service is providing a warm, loving, home like environment for children birth through eleven years of age by offering 24 hour residential care. Their goal is to bridge the need for emergency childcare while providing a support network of resources and services to ensure both parents and children form a healthy family. This service is free, confidential and voluntary.

The Crisis Nursery is solely funded by private donations without any government assistance and the services are provided at no charge to the clients.



We are asking our NAME members to bring an item for donation. Monetary and financial gifts are welcome as well as any of the following items:

- Clothing appropriate for the season
 - Boys and girls sizes 2T through size 14
 - Pajamas and blanket Sleepers (flame resistant/retardant)
 - Sweat suits, Socks (all children's sizes)
 - Shoes (all sizes)
 - Underwear (boys and girls)
- Housekeeping
 - Fragrance Free / Dye Free Laundry Detergent
 - Paper towels and toilet paper
 - Trash bags and waste basket liners
 - Dishwasher detergent
 - Ziploc bags
 - Latex Gloves (medium and large)
- Toiletries
 - Hair brushes and accessories
 - Baby and children's shampoo
 - Children's tooth brushes
 - Baby wipes (unscented)
 - Baby lotion, Desitin Ointment
 - Hand sanitizer
 - Anti bacterial soap
 - Diapers and pull ups
- Food
 - Similac Advance with Iron
 - Similac Soy Enfamil with Iron
 - Non perishable items like rice, cereal, pasta, crackers

A donation box will be available in the Hospitality Room for your donations or any items you bring.

If you have any questions or want more information about this organization go to:

bayareacrisisnursery.org

A special surprise: We will have a drawing after the brunch on Sunday and one lucky contributor will win a miniature gift.

Thank you for your support.



*National Association of
Miniature Enthusiasts*



Host/Hostess



You are invited to serve as a host/hostess for “*ABCs of Miniatures*.” We are looking for friendly, outgoing people who can make others feel welcome. Meals have always been one of the highlights of the NAME Conventions, offering an opportunity to make new friends and get reacquainted with old friends to share our mutual love of miniatures. Meals are fun times packed with good food, favors, prizes, gift exchanges and souvenirs.

We are looking for friendly, outgoing people to act as hosts/hostesses to lead the fun at each table. The job includes:

1. You must attend all three meal functions.
2. You must attend a brief meeting at least a half hour prior to each meal for directions.
3. You will be asked to pick up a bag containing souvenirs and an attendance list.
4. You will greet each guest at your table, introduce them to each other, and make them feel welcome.
5. You must have a good time and smile a lot.
6. After the meal, you personally must return the attendance sheet, and souvenirs & gifts for table mates who did not attend the meal, to the Host/Hostess Chairperson. ***This is critical for Operations to confirm who the remaining souvenirs and gifts should be shipped to or held for.*** We appreciate your assistance in making our houseparty a success!

All Hosts/Hostesses will receive a Gold Star Volunteer Pin. If you would like to sit with a group of your friends and serve as a Host/Hostess, **please return the “Advanced Table Seating” form along with this form. Be sure that your friends have registered for the same scale as you have. Everyone must sit at a table (1/4” or 1”) that they originally registered for.**

*If this sounds like something you would like to do, please complete the form below & return by **January 17, 2017** to:*

Leslie Swager
PO Box 1090
West Point CA 95255-1090
Phone: (209)304-4598
Email: leslie@waveville.net

----- Please do not send this form to the NAME Office. Send to address above. -----

Host/Hostess

I would like to serve as a Host/Hostess for *ABCs of Miniatures*. I prefer to host:

1” table _____ ¼” table _____
(Must register for same size table as you did in Registration)

Table with no exchange gifts/favors _____ No preference _____

Name _____ Email _____

Address _____ City _____ State _____ ZIP _____

Home Phone _____ Cell _____

I have previously served as a hostess _____ I have not served before _____

This is the first Convention or Houseparty I have attended: Yes _____ No _____



Houseparty Helpers



Help us make the 2017 N2 Regional Houseparty, "ABCs of Miniatures", huge success. We are looking for donations to be raffled at the end of the Saturday night banquet. It would be great to have 'theme' related items, but any donations in any scale will be most welcome!

Donated helpers are designer and/or handcrafted items valued at \$150.00 or more. Items valued less than \$150.00 are gladly accepted and will be combined with other donated items to make their combined value reach \$150.00 or will be utilized in other fund raising activities.

Companies, clubs, shops or individuals may donate a vignette, room box, dollhouse or a very special piece of furniture or accessories. Cash may also be donated for a shopping spree in the Sales Room.

Houseparty Helper tickets will be sold on all donated items, with the proceeds used to benefit NAME. We hope you will share your talents, creativity and generosity in your donations to make the 2017 Houseparty Helpers a success.

If you wish to participate and be recognized in the Souvenir Book, please return or email the completed form below, along with a picture of your donation, to Ginger Anderson **no later than January 17, 2017**.

Please complete the form below and send to:

Ginger Anderson
515 E Carefree Hwy #113
Phoenix, AZ 85085
623-385-6193 ginnymini@aol.com

----- Please **do not** return this form to the NAME Office. Send to address above. -----

Houseparty Helpers

Name _____ Email _____

Street Address _____

City _____ State _____ Zip _____

Phone (____) _____ Cell: (____) _____

Description _____

_____ I will bring the Helper to the Houseparty.

NOTE: please deliver in an appropriate box for transport home

_____ I will ship the Helper to **Barbara Thornton-Hill 13703 N. Bloomfield Rd.
Nevada City, CA 95959** by February 20, 2017

Does your Helper include a cover? ☐ Yes ☐ No

Is your Helper electrified? ☐ Yes ☐ No

Scale () 1" ☐ 1/2" ☐ 1/4" ☐ 1/144" ☐ Other _____

Length _____ Height _____ Width _____



Mini Swap



For those of you who are new to the idea of a mini swap, it is an activity in which you swap miniatures that you have made for those that others have made. First, you must decide in which scale to participate. You may participate in more than one scale, but only once in each scale. If you wish to join in the fun, please complete this form and return it by mail by **January 17, 2017**. When you are thinking about a swap item please consider our convention theme, *"ABCs of Miniatures: Tools & Techniques."*

When you come to the Houseparty, bring 21 identical items with you, labeled with your name, address and e-mail. These should be completed items (no kits or printies please) and should be something that everyone, including you, would be happy to receive. 20 of your swaps will be used in the Mini Swap and the remaining item will become part of a Houseparty Helper. Please pack each item in sealed clear containers or bags (to be able to see that all items are the same) as compactly as possible. We don't want anything to fall out during the swap.

Swap items will be received during registration hours only. Your swap items will be counted as you turn them in. In the end you will have 20 new items to take home!

When you receive your schedule at the Registration table, please pay careful attention to the times we will be accepting swaps as well as when you should return to claim your filled bag. No swaps will be mailed!!

If you are late turning in your items, you may miss the chance to participate. Please note that you may not turn in swaps for a friend. All participants must turn in their OWN swaps.

If you have questions, please contact the Swap Chairman:

JoAnn Jacot, Chairman, 775-720-5184 Bearsathought@Charter.net

Please *mail* or *email* your completed form by **January 17, 2016**, to:

**JoAnn Jacot
673 Joette Dr.
Gardnerville, NV 89460**

----- Please **do not** return this form to the NAME Office. Send to address above. -----

MINI SWAP

Name _____ Email _____

Address _____ Phone (____) _____

City _____ State ____ Zip _____ Cell: (____) _____

Scale: 1" _____ 1/4" _____



Roundtables

Application Postmark Deadline: December 1, 2016



We invite you to apply to teach a Roundtable Workshop at the NAME 2017 N2 Regional Houseparty, *ABCs of Miniatures*. A Roundtable Workshop is a “make & take” project which, under your supervision, can be completed in 30 minutes or less and costs no more than \$5.00. Each kit is to include an Instruction Sheet with assembly instructions, a photograph of the completed kit and the instructor’s name, address, phone number and e-mail address for student follow-up if needed.

There will be a sale period for all Roundtable kits before the actual Roundtable Workshops begin. A block of time will be set aside in the schedule for you to teach. You will need a helper to sell your kits. The helper may continue selling kits during the workshop time so you can give your undivided attention & instruction to those that have purchased your kit & wish to work on it there. The prototype which you sent with the application will be on display in a locked display case prior to the scheduled Roundtable sales time. You will need a second completed sample to display during sales so customers can see what you are selling and then to show your students during the workshop time.

Important to remember:

- **Roundtable instructor must be registered and present at the Convention or Houseparty to teach and sell the roundtable. Cancellation voids acceptance as a roundtable instructor.**
- **In the event you are unable to attend due to a last minute hospitalization or death of an immediate family member, you shall notify the NAME Office, the C/HP Chairman and the Roundtable Chairman if you wish to designate a registered attendee to sell the roundtable kit for you. The designated seller shall be knowledgeable, have all necessary supplies and be prepared to teach the kit. NAME will not be held liable for any money transacted during roundtable sales.**
- **The maximum cost of any roundtable shall not exceed \$5.**
- **A roundtable teacher may have one item offered in multiple scales or two separate but related items in one scale only.**
- **Roundtable Instructors shall not take orders when they run out of kits. If an instructor runs out of kits during roundtable sales, it is suggested that they take advantage of the Miniature Gazette Roundtable Option and inform their customers that information on ordering their kits will be in a future issue of the Gazette.**

Please consider donating your prototype and/or a kit to be placed with the other prototypes to become one of the Houseparty Helpers. If you are willing to do so, please check the appropriate box on the application form on back page. Your generosity is greatly appreciated.

A finished prototype of the item(s) MUST accompany each application.

Your application and sample must be postmarked no later than December 1, 2016. Mail to:

**Paula Holm
143 Northpark Drive
Vacaville, CA 95688
(707) 447-6771 beangreen@comcast.net**

A fee of \$20 is required by NAME to teach any workshop. If your Roundtable submission is accepted, you will receive an agreement form from the NAME office to complete and return with that \$20 fee. Do not send money now!

***Please do not return this form to the NAME Office.
Send to address above.***

****Application is on the back****

2017 N2 Regional Houseparty Roundtable Instructor Application

**Multiple applications are permitted but ONLY ONE SUBMISSION PER FORM PLEASE.
Only one submission per person will be selected.**

Name _____ E-mail _____

Address _____ Phone (____) _____

City/State/Zip _____

Please check only ONE line below.

I am applying to make/sell:

_____ ONE single item/set with no variations (*sets can contain several pieces sold together such as a hat & coat set; sofa & chair set; or a set of dishes*)

Name of Kit _____

Scale: _____

_____ ONE single item/set in up to THREE different scales (*no variation of color or style permitted*).

Name of Kit _____

Scales: _____ 1" _____ 1/2" _____ 1/4" _____ 1/144th _____ other

_____ ONE single item in TWO different colors **or** two different styles (*such as a toy in either a girl OR boy version; a shelf in either dark wood OR light wood; pansies in either blue OR yellow*)

Name of Kit _____

Color/Styles: _____ OR _____

Scale: _____

_____ TWO items with similarly related themes (*such as a seagull OR pier pilings; a structure OR furniture for it; a shelf OR accessories to go on it*)

Name of Kit #1 _____

Name of Kit #2 _____

Scale: _____

Cost of Kit \$ _____ (\$5 or less)

Does your Roundtable require any supplies not listed on the NAME "Basic Toolbox" list (in packet)? If so, please provide those items for a reasonable number of students during the Roundtable workshop time.

If my roundtable is accepted:

☐ Yes, I wish to donate the prototype I am sending with this application to be used as part of the Houseparty Helper drawing.


☐ No, I will pick up the prototype after the Brunch on Sunday. (It will be held in Operations.)

☐ Yes, I would like to donate a **kit** for a Houseparty Helper collection. (It will be picked up before roundtable sales.)

If my roundtable is wait listed:

☐ Yes, I still wish to donate the prototype I am sending with this application to be used as part of the Houseparty Helper drawing.

☐ No, I will pick up the prototype after the Brunch on Sunday. (It will be held in Operations.)



MEGA Roundtables



Application Postmark Deadline: December 1, 2016

We invite you to apply to teach a Mega Roundtable Workshop at the NAME 2017 N2 Regional Houseparty, *ABCs of Miniatures: Tools & Techniques*. A Mega Roundtable Workshop is a “make & take” project which, under your supervision, can be completed in 2 hours or less and costs no more than \$10.00. Each kit is to include an Instruction Sheet with assembly instructions, a photograph of the completed kit and the instructor’s name, address, phone number and e-mail address for student follow-up if needed.

There will be a sale period for all Mega Roundtable kits before the actual Workshops begin. A block of time will be set aside in the schedule for you to teach. You will need a helper to sell your kits. The helper may continue selling kits during the workshop time so you can give your undivided attention & instruction to those that have purchased your kit & wish to work on it there. The prototype which you sent with the application will be on display in a locked display case prior to the scheduled Roundtable sales time. You will need a second completed sample to display during sales so customers can see what you are selling and then to show your students during the workshop time.

Important to remember:

- **Mega roundtable instructor must be registered and present at the Convention or Houseparty to teach and sell the mega roundtable. Cancellation voids acceptance as a roundtable instructor.**
- **In the event you are unable to attend due to a last minute hospitalization or death of an immediate family member, you shall notify the NAME Office, the C/HP Chairman and the Mega Roundtable Chairman if you wish to designate a registered attendee to sell the mega roundtable kit for you. The designated seller shall be knowledgeable, have all necessary supplies and be prepared to teach the kit. NAME will not be held liable for any money transacted during mega roundtable sales.**
- **The maximum cost of any mega roundtable shall not exceed \$10.**
- **A mega roundtable teacher may have one item offered in multiple scales or two separate but related items in one scale only.**
- **Mega roundtable instructors shall not take orders when they run out of kits. If an instructor runs out of kits during mega roundtable sales, it is suggested that they take advantage of the Miniature Gazette Mega Roundtable Option and inform their customers that information on ordering their kits will be in a future issue of the Gazette.**

Please consider donating your prototype and/or a kit to be placed with the other prototypes to become one of the Houseparty Helpers. If you are willing to do so, please check the appropriate box on the application form on back page. Your generosity is greatly appreciated.

A finished prototype of the item(s) MUST accompany each application.

Your application and sample must be postmarked no later than December 1, 2016. Mail to:

**Paula Holm
143 Northpark Drive
Vacaville, CA 95688
(707) 447-6771 beangreen@comcast.net**

A fee of \$20 is required by NAME to teach any workshop. If your Roundtable submission is accepted, you will receive an agreement form from the NAME office to complete and return with that \$20 fee. Do not send money now!

***Please do not return this form to the NAME Office.
Send to address above.***

*****Application is on the back*****

2017 N2 Regional Houseparty Mega Roundtable Instructor Application

Multiple applications are permitted but **ONLY ONE SUBMISSION PER FORM PLEASE.**
Only one submission per person will be selected.

Name _____ E-mail _____

Address _____ Phone (____) _____

City/State/Zip _____

Please check only ONE line below.

I am applying to make/sell:

_____ ONE single item/set with no variations (*sets can contain several pieces sold together such as a hat & coat set; sofa & chair set; or a set of dishes*)

Name of Kit _____

Scale: _____

_____ ONE single item/set in up to THREE different scales (*no variation of color or style permitted*).

Name of Kit _____

Scales: _____ 1" _____ 1/2" _____ 1/4" _____ 1/144th _____ other

_____ ONE single item in TWO different colors **or** two different styles (*such as a toy in either a girl OR boy version; a shelf in either dark wood OR light wood; pansies in either blue OR yellow*)

Name of Kit _____

Color/Styles: _____ OR _____

Scale: _____

_____ TWO items with similarly related themes (*such as a seagull OR pier pilings; a structure OR furniture for it; a shelf OR accessories to go on it*)

Name of Kit #1 _____

Name of Kit #2 _____

Scale: _____

Cost of Kit \$ _____ (\$10 or less)

Does your Mega Roundtable require any supplies not listed on the NAME "Basic Toolbox" list (in packet)? If so, please provide those items for a reasonable number of students during the Roundtable workshop time.

If my mega roundtable is accepted:

☐ Yes, I wish to donate the prototype I am sending with this application to be used as part of the Houseparty Helper drawing.

☐ No, I will pick up the prototype after the Brunch on Sunday. (It will be held in Operations.)

☐ Yes, I would like to donate a **kit** for a Houseparty Helper collection. (It will be picked up before roundtable sales.)

If my mega roundtable is wait listed:

☐ Yes, I still wish to donate the prototype I am sending with this application to be used as part of the Houseparty Helper drawing.

☐ No, I will pick up the prototype after the Brunch on Sunday. (It will be held in Operations.)



Souvenir Book

NOTE: Souvenir books will be given out at registration.



An ad in the 22017 N2 Regional Houseparty Souvenir Book is a wonderful opportunity to advertise your business, recognize your club, or give a special message to someone. The Souvenir Book will reach all registrants at the 2017 N2 Houseparty in Sacramento, CA. Many attendees save their books for use after the convention, not only to savor memories but as a *resource guide* to dealers and supporters.

Ad Rates and Sizes: (no color ads)

Full Page (4.5" x 7.5")	\$50.00
Half Page (4.5" x 3.5")	\$35.00
Business Card (3-1/2" x 2")	\$15.00
Your Name on a tool or toolbox somewhere in the Souvenir Book name/business name only – no artwork	\$5.00

Ad must be camera ready (submitted in a JPG format if submitting digitally). ****preferred**

Do not fold, staple or paper clip hard copy ads that are mailed.

Ad must be received by **January 17, 2017**.

Ad may be submitted in digital format to **Laura Johnson @dollsinnmin@sbcglobal.net**

To reserve your space, send **ad, payment, and contract by January 17, 2017** to:

**Laura Johnson
3408 Beresford Ave.
Belmont, CA 94002
dollsinnmin@sbcglobal.net
650-591-1595; 533-1239**

----- Please **DO NOT** return this form to the NAME Office. Send to address above. -----

2017 Souvenir Book Advertising Contract

METHOD OF PAYMENT: ☐ Check ☐ Money Order (payable to **NAME 2017 Sacramento HP**)

Name _____ Email _____

Address _____ Phone (____) _____

City _____ State _____ Zip _____

Total Amount Enclosed: \$ _____

Ad size: ☐ Full Page \$50 • ☐ Half Page \$35 • ☐ Business Card \$15 • ☐ Name on tool \$5



Basic Toolbox List



Here is a list of items you may want to include in your basic toolbox. This is only a suggested list - there may be additional items you want to add or some you may not want to include at all. However, these are generally the things an instructor will expect you to have with you. If you need specific tools beyond this list, your instructor should let you know in advance. Your tool box will evolve over time and reflect your personality as you make your miniature creations.

X-acto knife with #11 blades
Small notebook and pencils
2 pair scissors (paper & fabric)
12" and 6" cork-backed rulers
Toothpicks

Sandpaper (medium/fine)
Needle nose pliers
Masking tape
Tacky Glue
Emery Boards

Small cutting mat
Paint brushes- various sizes & styles
Small spring clamps
Fine point tweezers
Glue spreader/old hotel keycards

You may wish to bring a work light and extension cord as hotel lighting isn't always the best for Miniaturizing.

Below are additional supplies that you may find are helpful to have:

Steel wool 0000
Wire cutters
Pin vise and drill bits
Utility knife
Super glue
Squaring jig or Legos
Small T-square or right angle
Band-Aids

Rubber gloves
Wood glue
Cement for plastic
Plastic "zip" bags
1" foam brush
Damp cloth or wipes
Q-tips
Ball stylus

Mouse pad
Small screw drivers
Container(s) for project
Pins, needles, thread
Wax paper
Small bar clamps
Miter box & saw or a chopper
Black "Sharpie" marker

BASIC SKILLS

These are considered the basic skills necessary for a productive, enjoyable workshop experience:

1. Use basic tools confidently
2. Cut accurately with an X-acto knife
3. Read rulers and mark lengths accurately
4. Have knowledge of basic glues and how to apply them
5. Know how to paint smoothly

When asked to list the skills needed beyond the basic ones, most instructors reply that they would be more than prepared to teach whatever their students do not know how to do. What they would like students to have are some "Opens" – open minds, open hearts, open eyes, open ears and an open -----

SMILE



Tote Bags



ABCs of Miniatures: Tools & Techniques. Help us with our miniature building. There are so many things we need to complete our projects.

Tote Bag favors are small, inexpensive, well-crafted gifts donated by clubs or individuals and given to each registrant. We will be filling 250 Tote Bags. We realize that not everyone will be able to donate 250 items, but we would appreciate a minimum of 100 of any one favor. Though this form should be mailed by January 17, 2017, you should plan for your favors to arrive at my address no later than February 20, 2017. This will allow us time to fill the bags.

Please feel free to use your own ideas for favors. Here are a few ideas to get you started.

Mini Rulers	Mini or real size Tweezers	Snacks for your workbench-real or mini
Mini X acts	Mini needle nose Pliers	Boxes of scrap wood - mini
Mini cutting mats	Sanding block	Mini strips of wood
Mini Paint bottles	Mini paper towels	Mini chopper
Mini Glue jigs	Mini work light	Mini glue bottles
Mini cans of stain	Tool holder	Mini wood bin
Mini Xacto blades	Mini or real size Paint brushes	Mini work apron
Plastic boxes out of pill containers	Small project in process	Mini waxed paper
Mini Dremel tool	Tiny plastic bags	
Mini Saw blades	Sid sticks, real size	

To receive recognition in the souvenir book and to let us know you intend to participate, please complete and return the form below by January 17, 2017 to:

Carol Carton
13184 Hoot Owl Rd..
Nevada City, CA 95959
530-272-8849
carton84@hughes.net

----- Please DO NOT send this form to the NAME office. **SEND TO THE ADDRESS ABOVE** -----

TOTE BAG FAVORS

Name _____ E-mail _____

Address _____ Phone (____) _____

City _____ State _____ Zip _____

Description of Favor _____ Quantity _____

**Thank you for sharing your time and talent. Favors need to be at Carol's home
by Feb. 20, 2017.**



Area Attractions



Popular Destinations:

The Doubletree Hotel: offers a complimentary three-mile radius shuttle so you can explore the surrounding area attractions, subject to availability. Contact the hotel directly.

Old Sacramento is a historic 8 block section of downtown Sacramento, located along the east bank of the Sacramento River between the Tower Bridge and I Street Bridge. It is walking distance from the California State Capitol, Raley Field in West Sacramento (Home of the Triple-A River Cats), the Crocker Art Museum & Railroad Museum.

Old Sacramento Visitors Center, 1002 Second Street, Old Sacramento, (916)442-7644 5.4 miles

California State Capitol, 10th and L Streets, (916) 324-0333 5.5 miles

Sacramento Zoo, Land Park Drive & 16th Ave, (916) 808-5888, 9.1 miles

Wineries & Breweries:

Ruhstaller, 630 K St, Downtown, (916) 447-1881 5.2 miles

Track 7 Brewing Company, 826 Professor Ln, Ste 100, (916) 520-4677 7.1 miles

Rubicon Brewing Co., 2004 Capitol Ave, (916) 448-7032 4.8 miles

Downtown & Vine, 1200 K Street #8, (916) 228-4518 4.7 miles

The Underground Tasting Room, 900 Second Street, Suite A, (916) 444-2349 7.6 miles

Doubletree by Hilton Sacramento Hotel Restaurants:

Espresso Bar- to-go Counter

Twigs Café (closed between 2pm and 5 pm)

Twigs Lounge (closed on Sundays)

RJ's Happy Hour Club (Bar, after 5pm)

Restaurants: There are many, many restaurants in the immediate vicinity of the Doubletree. A list of restaurants will be available in the packet received at registration

Shopping:

Arden Mall: 1689 Arden Way, Just a sample of stores: Nordstrom, Madewell, Apple, Coach, Lego, Disney, Aeropostale, Macy's, Penneys, Sephora, lululemon, and more.

Miniature & Hobby Shops:

Elegant Dollhouse, 1120 Fulton Ave # E, (916) 484-0411 2.5 miles

R/C Country Hobbies, 6011 Folsom Blvd., (916) 731-5868 7.1 miles

Jo-Ann Fabrics, 3130 Arden Way, (916) 481-6650 2.4 miles

Michaels, 3691 Truxel Rd., (916) 928-9777 6.4 miles

Museums:

Crocker Art Museum, 216 O Street, (916) 808-7000 7.8 miles
Sutter's Fort Historic Park, 2701 L Street, (916) 445-4422 3.7 miles
California State Railroad Museum, 2701 L Street, (Old Sacramento) (916) 445-7387 3.7 miles
California Auto Museum, 2200 Front Street, (916) 442-6802 6.9 miles
The Delta King Riverboat, Explore the history of river travel between Sacramento and San Francisco through this restored historic vessel. 1000 Front Street, (916)444-5464 7.9 miles

Casinos:

Capitol Casino (poker), 411 North 16th Street, (916) 446- 0700 3.7 miles
Thunder Valley Casino Resort, 1200 Athens Ave., Lincoln, CA (916) 408-7777 23.5 miles

Public Golf Facilities:

Wild Hawk Golf Course, 7713 Vineyard Rd., (916) 688-4653 13.3 miles
Haggin Oaks Golf Complex, 3645 Fulton Ave, (916) 481-4653 3.5 miles
Bing Maloney Golf Course, 6801 Freeport Blvd, (916) 808-2284 9.4 miles

Sports:

Sleep Train Arena (formerly Power Balance Pavilion), 1 Sports Parkway, Home of the Sacramento Kings, Tickets: (916) 928-3650 9.1 miles
Sacramento Republic FC, Bonney Field, 1600 Exposition Blvd. USL PRO Men's Professional Soccer team, <http://www.ticketmaster.com/Sacramento-Republic-FC-tickets/> 0.5 miles
The Rivercats, Raley's Field, 400 Ball Park Drive, West Sacramento, Triple-A Baseball Team, <http://www.milb.com/tickets/singlegame.jsp?sid=t105> 7.6 miles

Information for areas within a 2-1/2 hour drive:

San Francisco Visitor Information Center, 900 Market St, San Francisco, CA (415) 391-2000 90.9 miles
Napa Valley Welcome Center, 600 Main St, Napa, CA (707) 251-5895 64 miles
Lake Tahoe: South Lake Tahoe Visitor's Center, 3066 Lake Tahoe Blvd, South Lake Tahoe, CA (530) 541-5255
Historic Nevada City and Grass Valley: <http://www.nevadacitychamber.com/nevada-city-photos-and-videos/> and <https://grassvalleychamber.com/visitor-information-page/>

The committee hopes that you will take advantage of the opportunities for exploration and adventure.



Hotel Info & Directions



DoubleTree by Hilton Hotel Sacramento

2001 Point West Way
Sacramento, California 95815
916-929-8855

To get our special room rate, please make your reservations at the link below:

http://doubletree.hilton.com/en/dt/groups/personalized/R/RLSA-DT-AME-20170321/index.jhtml?WT.mc_id=POG

OR Call: 916-929-8855

Use **GROUP CODE: AME**

ROOM RATES

Single/Double	\$124.00 plus tax
Triple	\$134.00 plus tax
Quad	\$144.00 plus tax
Accessible Rooms	\$124.00 plus tax
Hotel Parking	\$ 4.00/day, convention rate

Please take the time to verify your transportation choice prior to traveling as availability may change from the time of this printing.

From Sacramento International Airport:

By Car:

The hotel is located 12 Miles SE of Sacramento International Airport.

- Take I-5 South (Los Angeles direction) to the Garden Highway exit. (From the airport to the exit is approximately 10 miles.)
- Turn Left on Garden Highway, follow Garden Highway as it turns into Arden-Garden Connector. Continue until it turns into Arden Way, following on Arden Way, going under Business 80.
- The hotel grounds will be on the right hand side directly after I-80, on Arden Way.
- Turn right on Point West Way.

Alternative Transportation from the Airport:

The hotel **does not** have a shuttle to and from the airport. However, there are:

- Cabs (about \$42. - \$53. one way)
- Super Shuttle (approximately \$17. one way) TEL: 916-648-2500
<http://www.supershuttle.com/locations/sacramentosmf>
- If you have the Uber app on your phone, you can contact them at:
<https://www.uber.com/cities/sacramento/>
- If you have the Lyft app on your phone you can use them
<https://www.lyft.com/cities/sacramento>

From Metropolitan Oakland International

Follow signs to Bay Bridge. Take 80 East towards Sacramento. Merge onto Hwy 50 East towards Placerville. Take Capital City Freeway (Business 80) East towards Reno. Exit Arden Way east/right. Hotel on right side. (Approximately 1-1/2 hours, but can be longer; you will have a toll bridge)

From San Francisco International Airport

101 North to Bay Bridge. Take I-80 East towards Sacramento. Merge onto Hwy 50 East to Placerville. Take Capitol City Freeway East (Business 80 towards Reno). Exit onto Arden Way east/right. Hotel is on the right side (approximately 1-1/2 hours but can be longer; you will have a toll bridge).

From AMTRAK (Downtown Sacramento)

Cab: approximately \$30 each way.

General Arrival (Driving) Directions:

I-5, HEADING NORTH: Take I-5 to HWY 50. Take HWY 50 East to Business 80/Capital City Freeway East. Exit at Arden Way East, keep right. Take the first right onto Point West Way.

I-5, HEADING SOUTH: Take the Garden Highway exit, turning left onto Garden Highway. Continue on Garden Highway, which turns into Arden-Garden Connector. Continue on Arden-Garden Connector as it turns into Arden Way. Follow Arden Way, going under Business 80. Turn right onto Point West Way, and right into the Sacramento hotel's parking lot.

FROM HWY 99: Keep to the left when approaching Sacramento. HWY 99 merges onto Business 80/Capital City Freeway. Take Arden Way, exit east/keep right. Turn right onto Point West Way.

FROM HWY 50: Take the Business 80/Capital City Freeway. Exit at Arden Way East, keep right. Take the first right onto Point West Way, and right into the Sacramento hotel's parking lot.