


***"Welcome to My Garden"***  
**National Association of Miniature Enthusiasts**  
**2016 National Convention**  
**July 21 - 24, 2016**  
**Seattle, WA**



*Welcome to My Garden....* The Seattle Steering committee is looking forward to everyone coming to our Garden of delights... There will be so much to do.... Seattle is a wonderful place to visit. Indulge yourself by taking a wonderful pre-convention workshops, take a tour, engage your creativity with a registered workshop and learn new skills or improve on the skills you already have. Take part in mini swaps with other miniaturists. Sit down and listen to some informative home improvement seminars. Take part in shopping in our fabulous sales room. Enjoy friendships and make some new friends.

Saturday morning we are having a very special "Breakfast in the Garden" event... a special project/fund raiser that will provide a setting for all your wonderful souvenirs, gifts, and tote bag favors. This is limited to 200 lucky attendees. Who better to have Breakfast in the Garden with than our own Georgia Queen and Jean Lierman. There will be an opportunity to purchase chances to win some extra's for your scene... all proceeds will go to NAME. You don't want to miss this gathering!!

Remember your \$5 and \$10 bills for the Round Table and Mega RT workshops. Contact those fun loving miniature friends and get your table assignments made ahead of time. Of course costumes are optional, but remember this is a Garden Party....You will absolutely love the centerpieces... Debbie Young and her 'friends' have been very busy creating these special pieces for the tables.

Our Souvenir Book Chair Jean Lierman is working on a very unique and special book for our convention. Consider buying a flower ad for someone special. Help us make this souvenir book 'bloom'. Pamper yourself by signing up for a Theme Luncheon... and enjoy receiving a special gift from a favorite artist and get a chance to visit with friends over lunch.

We have a special project planned for the 'younger' members this year... a darling fairy garden scene. We also have a project for youth attending public day, Robin Betterly has generously contributed her artwork for the backdrop. It makes me want to be a kid so I can be part of the fun they will be having.

Bring a donation for the local charity for a chance to win a darling little flower shop. Sign up for an "An Evening With Friends," a special fundraiser for NAME. Bring a door prize to contribute... or a consider bringing a houseparty helper or items for the NAME Auction. Visit the hospitality room for social time and fun. The committee has a scavenger garden hunt for you to participate in. While you are there visit the Exhibits which will be right next door to the hospitality room. An evening stroll will be done so you can see the exhibits lit at night.

Sorry to disappoint the bargain hunters, but due to limited space we will not be having a garage sale this year.

Consider being a Gold Star Volunteer and helping us make this Convention the best ever !!  
Now dig right into those forms and start planning and planting so your Garden can Grow... Can't wait to see you all in the Garden !

See you all soon,  
Leanne


"Play in the Dirt. Because life is too short to have clean fingernails."  
~Garden Therapy~




# Committee

## 2016 National Convention


### Seattle, WA



Committee	Chairperson	Phone Number #	E-Mail
Chairman	Leanne Kirsch	701-683-5205 (H) 701-308-1348 (C)	<a href="mailto:LKIRSCH@DRTEL.NET">LKIRSCH@DRTEL.NET</a>
Assistant Chairman	Debbie Young	530-478-9658	<a href="mailto:yngathrt@gv.net">yngathrt@gv.net</a>
Centerpieces	Debbie Young	530-478-9658	<a href="mailto:yngathrt@gv.net">yngathrt@gv.net</a>
Charity	Rosemary Shipman	509-670-4615	<a href="mailto:minirose@nwi.net">minirose@nwi.net</a>
Door Prizes	Rosemary Shipman	Rosemary: 509-670-4615	<a href="mailto:minirose@nwi.net">minirose@nwi.net</a>
Exhibit Room	Fay Liner Maria Nulph, Assistant Chairman	Fay: 206-310-6432 Maria: 425-879-8383	<a href="mailto:fayliner@msn.com">fayliner@msn.com</a> <a href="mailto:Mjn_453@comcast.net">Mjn_453@comcast.net</a>
Gold Star Volunteer	Jane Sanem Joan Purcell, Assistant Chairman	Jane: 612-822-3738 (H) 612-900 6106 (C)	<a href="mailto:janeansanem@gmail.com">janeansanem@gmail.com</a> <a href="mailto:joan.purcell@msn.com">joan.purcell@msn.com</a>
Home Improvement Seminars	Sharron Emery	253-846-7114	<a href="mailto:otisemery@comcast.net">otisemery@comcast.net</a>
Hospitality	Dolly Wyttenberg Estella Virgin, Assistant Chairman	Dolly: 503-292-9960 Estella: 503-292-3988	<a href="mailto:Dwyttenberg@gmail.com">Dwyttenberg@gmail.com</a> <a href="mailto:LV9696@comcast.net">LV9696@comcast.net</a>
Host/Hostess	Pat Perry	403-256-2138	<a href="mailto:paperry@shaw.ca">paperry@shaw.ca</a>
Table Seating	Doreen Lindsay	403-256-2138	<a href="mailto:dfindsay@shaw.ca">dfindsay@shaw.ca</a>
Houseparty Helpers	Judy Krueger	208-699-4187	<a href="mailto:ministuff33@aol.com">ministuff33@aol.com</a>
Mini Exchange	Joane Forsstrom Deb Graham, Assistant Chairman	503-644-7997	<a href="mailto:jsforsstrom@gmail.com">jsforsstrom@gmail.com</a> <a href="mailto:memo3421@msn.com">memo3421@msn.com</a>
Operations	Jeff Packard	530-478-9658	<a href="mailto:yngathrt@gv.net">yngathrt@gv.net</a>
Operations Room	Helen Jeremiah Lisa Gabbert, Assistant Charman	Helen: 425 478-5599 C Helen: 425-774-5948 H Lisa: 206-227-7691 C	<a href="mailto:HelenJ.Jeremiah@gmail.com">HelenJ.Jeremiah@gmail.com</a> <a href="mailto:lisag526@frontier.com">lisag526@frontier.com</a>
Publicity	Georgia Matuschak Pat Williams, Assistant Chairman	Georgia: 360-697-1221 Pat: 360-876-6363	<a href="mailto:petegeorgia@gmail.com">petegeorgia@gmail.com</a> <a href="mailto:patwilliams@g.com">patwilliams@g.com</a>
Registration	Lisa Gabbert Julia Sudol, Assistant Chairman	Lisa: 425-488-7691	<a href="mailto:lisag526@frontier.com">lisag526@frontier.com</a> <a href="mailto:djsudol@frontier.com">djsudol@frontier.com</a>
Roundtable Workshops & Mega Roundtable Workshops	Barbara Thornton-Hill Chris Ernst, Assistant Chairman	Barbara: 503-265-5704 H Chris: 904-687-5585	<a href="mailto:bathca@gmail.com">bathca@gmail.com</a> <a href="mailto:icernst@comcast.net">icernst@comcast.net</a>
Sales Room	Georgia Queen Jean Lierman, Assistant Chairman	Georgia: 503-472-2618 Jean: 503-472-2054	<a href="mailto:GeorgiaQ@aol.com">GeorgiaQ@aol.com</a> <a href="mailto:tojean@Frontier.com">tojean@Frontier.com</a>
Souvenir Book	Jean Lierman	503-472-2054	<a href="mailto:tojean@Frontier.com">tojean@Frontier.com</a>
Souvenirs	Barbara Anderson Kay Felde, Assistant Chairman	Barbara: 920-459-8259 Kay: 920-686-0804	<a href="mailto:barb-a2110@hotmail.com">barb-a2110@hotmail.com</a> Kay: No email
Theme Luncheons	Lynn Jensen Alician Pearce, Assistant Chairman	Lynn: 414-405-0815 (C) Alician: 608-751-1270 (C)	<a href="mailto:l2b2lylj@aol.com">l2b2lylj@aol.com</a> <a href="mailto:ubfaep@yahoo.com">ubfaep@yahoo.com</a>
Tote Bags	Lani Saunders Pam Teal, Assistant Chairman	503-654-7376	<a href="mailto:Lanjim442@comcast.net">Lanjim442@comcast.net</a> <a href="mailto:pamharvey84@yahoo.com">pamharvey84@yahoo.com</a>
Tours	Peggy Alvarez	503-639-2357	<a href="mailto:Peggyalvarez5@Yahoo.com">Peggyalvarez5@Yahoo.com</a>
Workshops (Pre and Registered)	Barbara Lundberg Jean Bevens, Assistant Chairman	Barbara: 503-643-4752 Jean: 503-307-4892	<a href="mailto:barbara.lundberg@comcast.net">barbara.lundberg@comcast.net</a> <a href="mailto:littledoc25@comcast.net">littledoc25@comcast.net</a>
Breakfast in the Garden Saturday Special Event	Georgia Queen Jean Lierman, Assistant Chairman	Georgia: 503-472-2618 Jean: 503-472-2054	<a href="mailto:GeorgiaQ@aol.com">GeorgiaQ@aol.com</a> <a href="mailto:tojean@Frontier.com">tojean@Frontier.com</a>
Youth Activities (Mini Camp)	Sally Lonn Marcia Beardsley, Assistant Chairman	Sally: 425-785-0625 Marcia: 931-388-8858 931-505-4166 cell	<a href="mailto:sallylonn@gmail.com">sallylonn@gmail.com</a> <a href="mailto:Dmbeardsley1@aol.com">Dmbeardsley1@aol.com</a>
Garage Sale	***NO GARAGE SALE ***		
Auction	Donna Jacques	(949) 836-4427	<a href="mailto:djpenquins@aol.com">djpenquins@aol.com</a>
HP Advisory Member	Jayne Payne		<a href="mailto:paynejb@hotmail.com">paynejb@hotmail.com</a>



# Convention Protocol and Cancellation Form



NAME has learned from past experience that certain regulations must be adhered to in order that all registrants are treated fairly and can enjoy the benefits of the Convention. The following are rules by which every registrant must abide:

- 1) Your Convention/Houseparty registration is non-transferable. If for some reason you are unable to attend you may either (a) contact the NAME Office regarding your cancellation (please use the form below) & a refund (less \$40) will be made if the office is notified before **June 3, 2016**, or (b) If you wish to stay registered but can't attend, make arrangements with the Operations Chairman for your souvenirs, tote bag, souvenir book, any workshop kits or other items to be mailed to you.
- 2) You may not lend your badge to anyone for any reason.
- 3) No one other than authorized Convention Dealers may sell merchandise at any time on Houseparty premises.

***Failure to abide by these rules can seriously affect your opportunity to attend future NAME Conventions/Houseparties.***

Neither the National Association of Miniature Enthusiasts, its officers, members, agents or assignees, nor the Convention Steering committee, jointly or severally, shall be responsible for loss of goods, merchandise displays or other accouterments which may result from fire, flood, theft, vandalism, Acts of God or any action which may occur before, during or after the Houseparty. Participants are hereby advised that the National Association of Miniature Enthusiasts and its designated authorities do not and will not carry insurance to cover damage or loss which may be sustained by participants, participants' personnel and/or guests.

*The NAME Board of Trustees*

---

## 2016 National Convention

### SEATTLE, WA 2016 CANCELLATION FORM

**Postmark deadline June 3, 2016**

Name \_\_\_\_\_ Email \_\_\_\_\_

Address \_\_\_\_\_ Phone (\_\_\_\_) \_\_\_\_\_


City \_\_\_\_\_ State \_\_\_\_\_ Zip \_\_\_\_\_

ALL Registered Activities (include Workshops, Luncheons, Tours & if you've volunteered or signed up for things such as swaps, exhibits, etc):

---


---

Please mail form to: 2016 NATIONAL CANCELLATION ▪ PO Box 69 ▪ Carmel, IN 46082



# Houseparty Terminology

*These definitions are provided to explain NAME Convention/Houseparty Terminology and the activities available.*



## **Academy of Honor (AOH)**

Recognizes those members of NAME whose talent, leadership and achievements have helped determine and preserve the art of miniatures.

## **Annual Business Meeting**

As authorized by NAME Bylaws, the primary purpose of the Annual National Convention is to hold the annual meeting of its members. Its function is to provide a forum to conduct NAME business by bringing together NAME Officers, Board Members, Club Presidents, State Reps, Regional Coordinators and Members. All NAME members are invited to attend. If they are not registered for the Convention, they must present a current membership card. All members have an equal vote. The results of the election of officers are announced every two years. Changes in the NAME Bylaws are voted on annually, if such changes are proposed. The President of the Association chairs the Business Meeting.

## **Auction**

An auction of special items donated to NAME with all proceeds going to NAME. This is held in the evening.

## **Banquet**

This is the main formal meal, served on Saturday evening. Door Prizes and Houseparty Helpers are drawn and Table Favors and Table Exchange gifts are exchanged.

## **Centerpiece**

All tables feature a centerpiece at each meal functions. These are miniature scenes, depicting the Convention theme, which various NAME members have created. There is a drawing at the Sunday Brunch and a winner at each table receives the centerpiece.

## **Club Presidents Meeting**

A meeting is held for any Club President or Club representative to allow our Clubs an opportunity to share ideas and discuss solutions to problems.

## **Convention Badge**

Your name badge must be worn at all convention functions. You may not lend your badge to anyone for any reason. If you leave the hotel for anything other than a Convention function, please remove your badge. It's a sure sign you are a tourist with money in your pocket.

## **Door Prize**

Door Prizes are miniature items donated by registrants. They are valued from \$10.00 to \$50.00. Door Prizes are given at meal functions by a drawing of table seat number. If you donate one, turn it in at the Registration Area. They should be boxed, but unwrapped.

## **Exhibit Room**

A Convention highlight is a wonderful display of miniatures that have been brought by the registrants to share with everyone attending. Exhibit hours are listed in the Schedule of Events.

## **First Timers Meeting**

A meeting held for all those attending their first Convention to introduce these registrants to the terminology of the Convention and to answer any questions.

## **Garage Sale**

This is a typical garage sale of miniature items donated to NAME. There will be bargains galore, so arrive early!! Please be courteous to other shoppers. No hoarding a large number of items to sort through in a corner of the room later.

## **Gold Star Volunteers**

This is a program that allows attendees to volunteer their time to assist the various committees at the Convention. Volunteers who work for at least two hours at the Convention receive a Gold Star Volunteer pin.

## **Hospitality Room**

A room is setup for the registrants to stop by and chat with other registrants. The hours of the Hospitality Room are listed on the Schedule of Events. Special activities, exclusive to the Hospitality Room, will be provided.

## **Hostess/Host**

Registrants sign up ahead of time to be a hostess or host at meal functions. They have specific duties such as putting the centerpiece and souvenirs on the table at each meal function, overseeing the sign-in sheet, introducing the guests to each other, making the guests feel welcome, etc. It is best to have attended a NAME Convention at least once before you sign up to be a Hostess/Host.

## **Houseparty Helpers**

Houseparty Helpers are donated items valued at \$150 or more. Raffle tickets are sold and the proceeds will be used to defray Convention expenses. Purchase your tickets and place them in the box for the item you would like to win. One ticket is chosen from each container and that person wins that Helper. **Helpful Hint:** *Pre-printed return address labels are very helpful when putting your name on the Houseparty Helper tickets and on the sign-up sheet at meal functions.*

## **Meal Functions**

All meals on the Schedule of Events, with the exception of the Theme Luncheons/Dinners or meals served on the Tours, are included in the registration fee.

## **"Mega" Roundtable Workshops (NEW EVENT)**

Instructors will offer hands-on workshops in small groups in the roundtable workshop room. Kits are sold for \$10 or less and the workshop should take two hours or less to complete. Pre-sales for Mega Roundtable kits are held prior to the workshop session, and remaining kits are sold in the workshop room. These workshops are listed in the Souvenir Book and a separate list is provided in the registration packet you will receive at the Convention. Finished kits will be on display near the registration area during registration hours.

### **NAME "An Evening With Friends" Event**

This is a NAME fundraiser usually held on Wednesday evening (only at NATIONAL conventions, not regional Houseparties). There are usually refreshments & entertainment, a possible auction of special items, & a small gift is presented. Each "An Evening With Friends" is different based on the theme of the Convention. You must pre-register for one of the limited spaces available at an additional fee.

#### **No Host Cocktail Party**

A cash bar cocktail party is held prior to the banquet on Saturday evening. It gives you an opportunity to visit with other guests and view those registrants who choose to wear theme-related costumes.

#### **Pre-Convention Workshops**

One, two or three-day workshops are given by instructors on Monday, Tuesday and Wednesday preceding the Convention. They are limited in number of participants and you must pre-register for these workshops. A list of these workshops is included in your registration packet. These workshops fill up quickly and are filled on a first come, first served basis according to registration form arrival. First-day arrivals (all those received on or before a specified date regardless of order received) will be registered first. Those arriving the following day will be second-day and processed next, etc. If there are more first-day arrivals than space will allow, those registrations will go to a lottery. If your first choice is full and you have indicated other choices, you will be registered in your next choice if space is available. Fee adjustments will be made if necessary. If you are placed on a waiting list, your check will be held. If you do not get into the wait-listed workshop, your check will be returned following the Convention. A fee is charged for Pre-Convention Workshops. If there are any openings remaining in these workshops, they will be filled at the Convention.

#### **Regional Meetings**

Members from each region get together with their Regional Coordinator and State Representatives to make plans for the coming year. A report of the previous year is also given. This is a wonderful opportunity to have input into the events and projects planned for your region. And is a way of showing your Regional Coordinator and State Reps that they have your support.

#### **Registered Workshops**

Workshops are given by instructors on Thursday and Friday during the Convention and are usually 4 hr or less. The number of participants is limited and you must pre-register for these workshops. A list of the workshops is included in your registration packet. Please see "Pre-Convention Workshops" for an explanation of how the workshops are filled. A fee is charged for Registered Workshops. If there are any openings remaining in these workshops, they will be filled at the Convention.

#### **Registration at the Convention**

When registrants arrive at the Convention/HP, they need to report to the Registration area to pick up their packet of information, name tag, tote bag and souvenir book. Registrants will also sign up for table seating for the meal functions if they have opted not to be pre-seated. The Schedule of Events lists the frequent hours the Registration area is open. This is the best time to drop off Door Prizes, Houseparty Helpers, Auction and Garage Sale items.

### **Roundtable Workshops**

Instructors will offer hands-on workshops in small groups in the roundtable workshop room. Kits are sold for \$5 or less to complete the workshop, which should take 30 minutes or less. Pre-sales for Roundtable kits are held prior to the workshop session, and remaining kits are sold in the workshop room. These workshops are listed in the Souvenir Book and a separate list is provided in the registration packet you will receive at the Convention. Finished Kits will be on display near the registration area during registration hours.

#### **Sales Room**

Selected dealers with a variety of miniature merchandise at various prices. The hours of the Sales Room are listed on the Schedule of Events.

#### **Souvenirs**

These are specially made gifts for each Convention registrant. Souvenirs are limited editions and made only for this Convention. They are presented at the meal functions. Registrants are not to open souvenirs until an announcement is made to do so, then everyone opens them at the same time.

#### **Souvenir Book**

A book printed especially for the Convention containing the Convention Schedule of Events, a list of the workshops and items related to the Convention theme. The Souvenir Book is a nice addition to a miniature library.

#### **Table Exchange Gifts**

Many registrants make or buy one gift valued at approximately \$10 to \$15 to exchange with another person at their table who also brought a gift. This is an optional, but popular, tradition for the Saturday Night Banquet. Table Exchanges should be gift wrapped (include your name/contact info inside).

#### **Table Favors**

There will be ten attendees at each table. Many registrants make or buy nine small gifts, valued at approximately \$3 to \$5, to present to their table companions at the Saturday Night Banquet. This is entirely optional, but most guests do elect to participate. It is fun if the Table Favors are theme related and wrapped as a gift (include your name/contact info inside).

#### **Theme Luncheons and Dinners**

These are luncheons or dinners at which an artisan will present a demonstration or lecture on a specific subject. The number of participants is limited and you must pre-register for these luncheons. A list of these Luncheons and Dinners is included in your registration packet. Please see "Pre-Convention Workshops" for an explanation of how the luncheons and dinners are filled. A fee is charged for Theme Luncheons and Dinners. If there are any openings remaining in the Theme Luncheons and Dinners, they will be filled at the Convention.


#### **Tote Bags**

At registration you will receive a Tote Bag of miniature favors donated by NAME Clubs and individual members. Donations are normally a sufficient quantity to give one per attendee, although any quantity is greatly appreciated. Not everyone will get the same Tote Bag Favors, but the distribution will be pretty equal. If you wish to donate Tote Bag Favors, there is a form available in your registration packet.



# Schedule

## (Tentative)



### Sunday, July 17, 2016

7:00 pm – 8:00 pm Registration\*

### Monday, July 18, 2016

7:15 am – 8:00 am Registration\*  
 7:00 am – 8:00 am Pre-Convention Workshop Set-up  
 8:00 am – 5:00 pm Pre-Convention Workshops  
 8:00 am – 5:00 pm Board Meeting  
 5:30 pm – 7:00 pm Registration\*

### Tuesday, July 19, 2016

7:15 am – 8:00 am Registration\*  
 7:00 am – 8:00 am Pre-Convention Workshop Set-up  
 8:00 am – 5:00 pm Pre-Convention Workshops  
 8:00 am – 5:00 pm Board Meeting  
 5:30 pm – 7:00 pm Registration\*

### Wednesday, July 20, 2016

7:15 am – 8:00 am Registration\*  
 7:00 am – 8:00 am Pre-Convention Workshop Set-up  
 8:00 am – 5:00 pm Pre-Convention Workshops  
 8:00 am – 5:00 pm Hospitality Set-up  
 8:00 am – 5:00 pm Houseparty Helper set up  
 9:00 am – 1:30 pm RC/SR Meeting and Workshop  
 10:00 am – 5:00 pm Exhibit Room Set up  
 1:00 pm – 5:00 pm Tour  
 1:00 pm – 7:00 pm Sales Room Set-up; Dealers only  
 Registration in Sales Room  
 1:30 pm – 3:30 pm Youth Workshop  
 4:00 pm – 7:00 pm Registration\*  
 7:00 pm – 11:00 pm “An Evening With Friends”

### Thursday, July 21, 2016

7:00 am – 8:00 am Registration\*  
 7:00 am – 11:30 am Sales Room Set-up; Dealers only  
 7:15 am – 7:45 am First-timer Meeting  
 7:00 am – 7:45 am Registered Workshop Set-up  
 7:45 am – 11:30 am Registered Workshops  
 9:00 am – 11:00 am Hospitality Room Open  
 9:00 am – 11:00 am Exhibit Room Set Up  
 10:00 am – 11:30 am Youth Workshop  
 11:30 am – 12:00 pm Table Host / Hostess Meeting  
 12:00 pm – 2:30 pm Opening Luncheon  
 12:00 pm – 2:30 pm Annual Business Meeting  
 2:30 pm – 5:30 pm Sales Room Open  
 3:00 pm – 5:30 pm Hospitality Room Open  
 3:00 pm – 5:30 pm Exhibit Room Open  
 3:00 pm – 5:30 pm Houseparty Helper Room Open  
 6:00 pm – 7:00 pm Free for Dinner  
 7:00 pm – 7:30 pm Roundtable Set-up  
 7:30 pm – 8:15 pm Roundtable Sales  
 8:15 pm – 8:45 pm Roundtable Workshops  
 9:00 pm – 9:30 pm Mega Roundtable Set-up  
 9:30 pm – 10:15 pm Mega Roundtable Sales  
 10:15 pm – 10:45 pm Mega Roundtable Workshops  
 10:15 pm – 11:00 pm Candle Light Tour of Exhibits


### Friday, July 22, 2016

7:00 am – 7:45 am Registration\*  
 7:00 am – 7:30 am Registered Workshop Set-up  
 7:30 am – 11:30 am Registered Workshops  
 9:00 am - 10:00 am Camera time for Exhibits  
 9:00 am – 11:00 am Hospitality Room Open  
 9:00 am – 11:00 am Exhibit Room Open  
 9:00 am – 11:00 am Houseparty Helper Room Open  
 10:00 am – 11:15 am Club Presidents Meeting  
 10:00 am – 11:30 am Youth Workshop  
 12:00 pm – 1:30 pm Theme Luncheons  
 12:00 pm – 12:30 pm Home Improvement Seminars #1  
 12:35 pm – 1:05 pm Home Improvement Seminars #2  
 1:10 pm – 1:40 pm Home Improvement Seminars #3  
 2:00 pm – 5:00 pm Sales Room Open  
 2:00 pm – 5:00 pm Exhibit Room Open  
 2:00 pm – 5:00 pm Houseparty Helper Room Open  
 2:00 pm – 5:00 pm Hospitality Room Open  
 5:00 pm – 5:30 pm Future HP/Convention Chairman Meeting  
 6:00 pm – 7:00 pm Regional Meetings  
 7:00 pm – 8:00 pm AOH/Life Member Reception  
 8:00 pm – 8:30 pm Auction Preview  
 8:30 pm – 10:30 pm Auction

**Registration\*** - During these hours the Committee will accept: Sign-ups for Gold Star Volunteers and receive items for Auction, Door Prizes, Houseparty Helpers, Charity Items and Mini Swaps.

The Sales Room will be unlocked approximately 30 minutes before opening for dealers only.

**(Saturday/Sunday Schedule – Next Page)**



# Schedule

(Continued)



## Saturday, July 23, 2016

7:30 am – 12:00 pm	Breakfast in the Garden Workshop
12:00 pm – 1:30 pm	Theme Luncheons
12:00 pm – 12:30 pm	Home Improvement Seminars #4
12:45 pm – 1:15 pm	Home Improvement Seminars #5
2:00 pm – 3:00 pm	Swap Pick up
2:00 pm – 5:00 pm	Sales Room Open (Public Day)
2:30 pm – 4:00 pm	Youth Activities Open to Public
2:30 pm – 5:00 pm	Hospitality Room Open
2:30 pm – 5:00 pm	Exhibit Room Open (Public Day)
2:30 pm – 5:00 pm	Houseparty Helper Room Open
2:30 pm – 5:00 pm	UPS or FEDEX shipping available
5:15 pm – 5:45 pm	Dealer Meeting
6:00 pm – 7:00 pm	No-Host Cocktail Party
6:30 pm – 7:00 pm	Table Host / Hostess Meeting
7:00 pm – 10:00 pm	Banquet & Houseparty Helper Drawing
10:00 pm	Pick Up Houseparty Helpers

## Sunday, July 24, 2016

7:00 am – 9:00 am	Board Meeting
8:30 am – 9:00 am	Gold Star Pin Pickup
8:30 am – 9:00 am	Table Host / Hostess Meeting
9:00 am – 11:00 am	Closing Brunch
12:00 pm – 4:00 pm	Exhibit Room Open (Public Day)
12:00 pm – 4:00 pm	Hospitality Room Open
12:00 pm – 4:00 pm	Sales Room Open (Public Day)
12:00 pm – 5:00 pm	UPS or FEDEX shipping available
1:00 pm – 3:00 pm	Youth Activities Open to Public
4:00 pm – 6:00 pm	Sales Room Break down;
4:00 pm – 6:00 pm	Pick-up Exhibits

Here's a handy place to keep track of your forms:

My Tear Sheet Record	
Did I Send It?	Date Sent
Forms sent to	
<b>NAME</b>	
PO Box 69	
Carmel, IN 46082	
	Pre-Convention Workshop FORM
	Registered Workshop FORM
	Theme Luncheon FORM
	Tours FORM
	EVENING WITH FRIENDS FORM
	Breakfast in the Garden FORM
	Youth Activity FORM
Forms Sent to each Committee Chairperson(s): (NOT TO THE NAME OFFICE)	
	Advanced Table Seating Request FORM
	Auction FORM
	Door Prizes FORM
	Exhibits FORM
	Gold Star Volunteer FORM
	Host/Hostess FORM
	Houseparty Helpers FORM
	Mini-Swap FORM
	Round Table/Teacher FORM & SAMPLE
	Souvenir Book Ad FORM
	Souvenir Book "Special Meaning" Flower gift FORM
	Tote Bag Favor FORM

# Join us for an Evening with Friends

Please join us at the Seattle Aquarium on Wednesday, July 20, from 6:30 pm to 10:30 pm for fun and fellowship with your miniature friends. The evening will begin with transportation from the hotel to the Seattle Aquarium in air conditioned, handicapped accessible coaches. Upon arrival to the aquarium you will find a vast array of aquatic animals you may view and interact with. The entire facility will be accessible, including areas such as Puget Sound Hall, mammal exhibits and the underwater dome. In addition, docents will be on hand to answer questions and educate visitors, and there will be an opportunity to experience a mammal feeding, showing how the aquarium enriches and interacts with sea otters and fur seals.

We will have a cocktail hour with a full-service cash bar on hand. This will be followed with a plated dinner featuring selections from an award-winning on site caterer. And don't forget a yummy dessert!

Proceeds from this evening will go to benefit and support NAME. There will not be an auction this year, so you will not have to worry about getting your winnings home, but there will be surprises throughout the evening. You will receive a gift for spending the evening with us at the Seattle Aquarium.

*Join us for a wonderful event you won't soon forget!*



---

## An Evening with Friends

**\$130 per person**

I would like to purchase \_\_\_\_\_ tickets at \$130 each, to spend an exciting evening at the Seattle Aquarium, interacting with and enjoying the company of my miniature friends. Total Enclosed: \_\_\_\_\_

I require a vegetarian meal

I will need transportation to the Aquarium

I do not need transportation to the Aquarium

Name \_\_\_\_\_ Email \_\_\_\_\_

Address \_\_\_\_\_ Phone (\_\_\_\_) \_\_\_\_\_

City \_\_\_\_\_ State \_\_\_\_\_ Zip \_\_\_\_\_

METHOD OF PAYMENT:  Check  Money Order  Visa  MasterCard

**IF YOU ARE USING A CHARGE CARD:**

Card # \_\_\_\_\_ Exp Date \_\_\_\_\_

Signature (required if using charge card) \_\_\_\_\_

**PLEASE make checks payable to "An Evening with Friends" and mail your form and payment to  
NAME, PO Box 69, Carmel, IN 46082.**



# Welcome to My Garden - Preconvention Workshops

2-Day Workshop • Monday & Tuesday • 8:00 a.m. - 5:00 p.m.



**MT1 - Jewel Box Shop**  
by Carl Bronsdon  
1" scale • \$262



**MT2 - 1/4" Aurora/Princess Aurora**  
by Debbie Young  
1/4" scale • \$207



1-Day Workshop • Monday 8:00 a.m. - 5:00 p.m.

**M1 - For the Birds A Country Farm House (Two Story)**  
by Karen Gibbs  
1/4" • \$157



**M2 - Byrdcliffe Linen Press**  
by Shannon Moore  
1" scale • \$102



**M3—The Garden Lady**  
by Ellen Scofield  
1" scale • \$87

1-Day Workshop • Tuesday 8:00 a.m. - 5:00 p.m.



**T1 - Capitol Hill Shop**  
by Karen Benson  
1/4" • \$122



**T2 - Tweet Shop**  
by Georgia Queen & Jean Lierman  
1/4" • \$95



**T3 - Quarter Scale Sewing Room with a Garden View**  
by Sally Manwell  
1/4" • \$108



**T4 - Carlton Desk**  
by Shannon Moore  
1" • \$107



**T5—Lazy Days of Summer**  
by Connie Reagan  
1/2" • \$132



**T6—The Flower Blues**  
by Charrita Teague  
1" • \$47

# Welcome to My Garden - Preconvention Workshops

**1-Day Workshop • Wednesday 8:00 a.m. - 5:00 p.m.**



**W1 - Candy Techniques**  
by Carl Bronsdon  
1" Scale • \$102



**W2 - The French Boulangerie**  
by Sue Herber  
1" Scale • \$154



**W3 - Romantic Garden Room**  
by Carol Kubrican  
1/4" Scale • \$83



**W4 - Elegant Shabby Chic Ladies Vanity Setting**  
by Lori Ann Potts  
1" Scale • \$187



**W5 - Victorian Lady**  
by JoAnne Roberts  
1" Scale • \$162




**W6 - Peter Rabbit's Hollow Cake**  
by Ruth Stewart  
1" Scale • \$87



**W7 - Miss Monarch**  
by Bruce & Judy Steinke  
1/4" Scale • \$107

**W8 - Wooden Wheelbarrow**  
by Pam Boorum  
1" Scale • \$122





# Pre-Convention Workshops

July 18 – 20, 2015  
Monday (July 18), Tuesday (July 19), & Wednesday (July 20)  
8:00 AM – 5:00 PM



## Monday, & Tuesday (2-Day Workshops)

### **MT1 – Jewel Box Shop** by Carl Bronsdon

**Class Fee: \$262**

This petite “jewel box” of a shop is perfect for a candy shop, millinery shop, florist, bakery or tearoom. Despite its compact size it has a variety of decorative elements and finishes that add to its charm. The front façade has decorative fretwork, a faux copper roof with gilt decorations, display window, and a decorative urn on the front step. Inside, the pastel wallpaper and coordinating tile floor keep the space light and airy. A generous shop cabinet allows plenty of space for shop merchandise. Students will finish the exterior and interior, including the faux copper roof, stone steps and front display window, interior wallpaper and tile, moldings, window and non-working door. A kit for the shop cabinet is provided, and will be demonstrated, within class time to construct it if time permits. Some work outside class may be necessary to complete project.

**Minimum Skill Level: Intermediate**

**1” scale**

### **MT2 – ¼” Aurora/Princess Aurora** by Debbie Young

**Class Fee: \$207**

One look at this slightly run down house on Aurora and we knew we wanted to make it in Miniature. Sure, it had seen better days, the paint a little shabby and the steps worn from years of climbing up to the raised porch, but in our minds it was the “Princess Aurora” all fixed up and painted pretty princess colors. Modeled after a tiny little bungalow on Aurora near downtown Seattle, students build either the Aurora version (with lots of wear) or the Princess Aurora (all pretty and perfect). Both houses have a basement, lots of room in the attic for a bedroom and a living room with built in bookcases and room divider. The house features lots of cast brick pieces and specially designed craftsman windows. Students can choose to finish the exterior with clapboard siding or shingles and will have a choice of roof shingles as well. We will supply all paints and wallpapers, or students can bring their own paint to further individualize their house. This is a detailed class and not for beginners. Students will be encouraged to do some prep-work (floors) in order to allow time in class for more progress. Still, students may not completely finish in the two days allotted.

**Minimum Skill Level: Intermediate**

**1/4” scale**

## Monday Workshops

### **M1 – For the Birds A Country Farm House (Two Story)** by Karen Gibbs

**Class Fee: \$157**

Down on the farm women do all the cooking, cleaning and of course decorating so.... My house has a kitchen with windows to see her garden. The entry has a place to hang coats. The living room is where company can relax. Upstairs is the bedroom. The wallpaper has a small bird pattern for a peaceful nights sleep. In the adjacent room is her fun space to enjoy and have some fun relax and enjoy making her small birdhouses to place around her farm. The round windows in her home carry the theme of her love for birds.

**Minimum Skill Level: Beginner/Intermediate**

**1/4” scale**

### **M2 – Byrdcliffe Linen Press** by Shannon Moore

**Class Fee: \$102**

This arts and crafts piece is inspired by the Byrdcliffe Linen Press built in Woodstock, NY about 1904. Our piece is made from cherry and has bird’s eye maple in the upper door panels. These open to reveal a large storage area. Below this are two drawers. This piece has several planes, especially on the sides, making for interesting shadow lines. In our intermediate class we will focus on assembling the precut pieces; making and pin-hinging the doors; and making the drawers. The size of this piece (about 3-1/2” wide x 4-3/4” tall) allows this piece to fit into many settings.

**Minimum Skill Level: Intermediate**

**1” scale**

### **M3 – The Garden Lady** by Ellen Scofield

**Class Fee: \$87**

She is a charming older lady, working with her plants. This is a fun relaxing class. You will learn body sculpting, sewing with glue, dress and hat making, and if there is time we will make the plant kit that is included. Also you get 2 apron patterns, one to get extra dirty and rumpled and one to keep clean. All fabrics are precut and printed pattern with illustrated instructions are included. Tools needed: glue syringe, Aleene’s tacky (gold bottle), toothpicks, small sewing scissors, fine tweezers and a washcloth. If you don’t have these things let me know and I’ll bring extras to loan.

**Minimum Skill Level: Beginner**

**1” scale**

*(continued)*

## Tuesday Workshops

### **T1 – Capitol Hill Shop** by *Karen Benson*

*Class Fee: \$122*

The Capitol Hill Shop is styled in Victorian Italianate style seen in the older areas of the city. It is a two room shop (7" long and 3-1/2" deep) with a small front porch to the right of the entry door. The door opens to the larger room (4" wide and 3-1/2" deep) and the smaller side room thru the arch is 2-1/2" x 2-1/2." We will light the rooms with LED bulbs and connect them to a battery pack tucked into a small pull out drawer in the back of the building. I am envisioning a flower shop but it would also work as a bakery, café, tea shop – what do you envision?

**Minimum Skill Level: Beginner**

**1/4" scale**

### **T2 – Tweet Shop** by *Jean Lierman & Georgia Queen*

*Class Fee: \$95*

Join us in decorating and painting our Bird House themed paper mache watering can. It features a 1/4" birdhouse shop inside. We will make a workbench, check out table, three separate wall units, a small tree, and lots and lots of birdhouses.

**Minimum Skill Level: All Skills**

**1/4" scale**

### **T3 – Quarter Scale Sewing Room with a Garden View** by *Sally Manwell*

*Class Fee: \$108*

Construct a sewing room with a lovely view of the backyard garden that fits into a 3-1/4" x 4-3/4" inch frame. The box has a window in the top to let light in. Put together a laser cut cabinet, ribbons and trim and techniques to add realism to your scene. The sewing table, mannequin and scissors will be supplied. You may bring your own wallpaper if you would prefer a different wallpaper.

**Minimum Skill Level: Intermediate**

**1/4" scale**

### **T4 – Carlton Desk** by *Shannon Moore*

*Class Fee: \$107*

The original inspiration piece was made in England in 1796. Our Carlton desk is a simplified version made from cherry. The desk features cherry veneer wrapped in a graceful curve around the back, turned legs and a curved top. The bottom section includes a working center drawer along with two side drawers. Above these are two small non-working drawers, but there are cubby holes and 2 small center drawers to store all your mini papers in addition to the 3 working drawers in the bottom. For this intermediate workshop, the pieces will be pre-cut and we'll work on assembly and fitting. (3-3/4" w x 2" d x 3-1/4" h)

**Minimum Skill Level: Intermediate**

**1" scale**

### **T5 – Lazy Days of Summer** by *Connie Reagan*

*Class Fee: \$132*

A charming porch with a screen door and a rustic porch swing featuring fretwork, a cushioned seat and many other charming lasercut trims, shutters, chair and table included. The small plaque over the window and the flowers on the table not included.

**Minimum Skill Level: Beginner**

**1/2" scale**

### **T6 – The Flower Blues** by *Charrita Teague*

*Class Fee: \$47*

Enjoy making monochromatic color palette, which consist of a Lace Cap Hydrangea, Eucalyptus and Forget-Me-Nots. This will compliment any scene from formal to rustic.

**Minimum Skill Level: Beginner**

**1" scale**

## Wednesday Workshops

### **W1 – Candy Techniques** by *Carl Bronsdon*

*Class Fee: \$102*

In this technique class, students will learn how to use polymer clay to create an array of tempting brightly colored candies. Tips on using polymer clay will be covered including – types of clay, conditioning, building a design, methods of rolling out, stretching, baking and cutting. Students will create candies using several basic techniques and learn how to combine them to create different end results. Students will fill candy jars, learn how to create cellophane packaging, make a fan shaped lollipop display, and wrap pre-cut candy bars in colored foils. Several tips and tricks for making silk ribbon bows will also be covered. You will leave class with enough candy to create a beautiful candy display. Paper doily not included.

**Minimum Skill Level: Intermediate**

**1" scale**

*(continued)*

## Wednesday Workshops Continued

### **W2 – The French Boulangerie** by Sue Herber

*Class Fee: \$154*

This 1" scale bakery displays traditional French Quimper designs on the front wall. This wall lifts off for easy access to the interior. Inside, the painted walls are decorated with a Quimper plate border near the skylight ceiling. The interior is filled with a large hutch, window shelf, table, and hanging sign. The shop is completed with 50 finished French bakery items in beautiful displays on real handmade French lace. There is even a unique French porcelain Santon figurine to anchor the window display. Sufficient prep will be done to enable most students to complete the project in the time frame.

**Minimum Skill Level: All Scales**

**1" scale**

### **W3 – The Romantic Garden Room** by Carol Kubrican

*Class Fee: \$83*

Create a lovely spot to have tea, read a novel, or dream. This idyllic scene includes pergola, brick and landscaped base, roses, table and chairs, chandelier, fabric curtains, pillows, tablecloth, and a pitcher with flowers. The finished garden room makes a lovely stand-alone piece; but it may also be used as the focal point in a garden of a landscaped, quarter scale house. Bring: very sharp tweezers, small fabric scissors, very small ball stylus, magnification, and an old paintbrush with your toolkit. This workshop will include construction, fabric draping, landscaping, and faux painting techniques.

**Minimum Skill Level: Beginner**

**1/4" scale**

### **W4 – ‘Elegant Shabby Chic Ladies Vanity Setting’ 1" Scale** by Lori Ann Potts

*Class Fee: \$187*

In this class you will be provided with all the components shown in the photograph to create a completely accessorized Ladies Vanity/dressing table setting in 1" scale. Bespaq manufactured the custom designed, wooden vanity set which has two opening drawers, delicately carved embellishments, and comes with a matching stool upholstered in a 'neutral cream' colored fabric. This set comes ready to use 'as is' (provided in Bespaq's "new walnut" finish) out of the box or you can make the choice to alter the finish; learning how to imitate a painted "Shabby Chic" look in miniature. The vanity top will be adorned with feminine "necessities," including a decoupage chintz jewelry tray filled with jewelry and a strand of genuine freshwater pearls, glass perfume bottles, photos of loved ones, bits ephemera and life's mementoes. You will be provided with a printed fabric rug "to set the stage" and to surround the vanity you will make a shopping bag, 2 hatboxes and an open shoe box including a pair of pink high heeled shoes (finished shoes are provided). Also included is an antique gold toned oval frame ready to insert a "family" photograph, (your choice of 3 will be provided) and 2 silhouettes to hang on a wall. You will be learning "Shabby Chic" furniture finishing, miniature jewelry assembly and tips and tricks for working with paper and different types of glues.

**Minimum Skill Level: Beginner**

**1" scale**

### **W5 – Victorian Lady** by JoAnne Roberts

*Class Fee: \$162*

This elaborate Victorian costume is fashionably tailored in a light weight soft blue taffeta (other colors will be available the day of class) trimmed in various white delicate laces. It features a ruched upper bodice, while the lower half is stylishly garnished in lace which gives it a truly elegant look. The sleeves are puffed at the top and the lower portion tapered and made of lace. The foundation skirt has appliqued laces and roses on the left side. The arrangement of trimmings around the skirt and bustled train makes this outfit truly rich in design. Hat and parasol will be given to you.

**Minimum Skill Level: Intermediate/Advanced**

**1" scale**

### **W6 – Peter Rabbit's Hollow Cake** by Ruth Stewart

*Class Fee: \$87*

Peter Rabbit's lost his jacket again! Come and join me for a day of learning how to build a textured sliceable cake from the bottom up. You will use Polymer clay to make your cake, hollow and tiny little carrots. Techniques on how to use and apply frosting will be taught as well. Tiny laser cut fences, swings and doors will be provided. Oh and yes, his jacket of course. Poor Peter would be lost without it! Nibbling your way through this class will leave you wanting more....

**Minimum Skill Level: Beginner**

**1" scale** (but applicable to all scales)

### **W7 – Miss Monarch** by Bruce & Judy Steinke

*Class Fee: \$107*

Miss Monarch, hoping to keep the paparazzi at bay, has changed her colors at the seaside gateway home. Her cottage has enchanting white butterfly railings and coquettish lavender siding. She has 4 rooms and 2 porches to display all of her treasures. Having used the same builder as her good friends Miss Trelawney, Miss Ivy, Miss Elvira and Miss Rose, everything is custom made for her cottage. The well planned construction ensured Miss Monarch of having her retreat ready for the summer party season. Furniture and accessories not included.

**Minimum Skill Level: Intermediate**

**1/4" scale**

*(continued)*

## Wednesday Workshops Continued


### **W8 – Wooden Wheelbarrow** *by Pam Boorum*

*Class Fee: \$122*

Flats of flowers to plant in your garden? Bales of peat moss? Bags of mulch? Perhaps the harvest of vegetables to move to the farm stand? The wheelbarrow may be just what you need. This wooden Amish wheelbarrow is a classic design that is still produced today. We will provide the wheel and the long support beams with the shaped handles. You will use the table saw and jewelers saw to cut and shape the bed, braces and supports and the removable sides. If time permits, we will give it a wash coat of paint, and perhaps some aging and distressing if you like. Fence and farm not included.

**Minimum Skill Level: Beginner**

**1" scale**



# Pre-Convention Workshop Registration



We will begin processing workshop registrations March 25, 2016.  
All registrations received on or before that date will be considered first-day arrivals.  
~ No refunds after June 3, 2016 ~

## MONDAY, JULY 18, 2016 (8:00 a.m. – 5:00 p.m)

1<sup>st</sup> Choice: # \_\_\_\_\_ Title \_\_\_\_\_ Fee \$ \_\_\_\_\_

2<sup>nd</sup> Choice: # \_\_\_\_\_ Title \_\_\_\_\_ Fee \$ \_\_\_\_\_

3<sup>rd</sup> Choice: # \_\_\_\_\_ Title \_\_\_\_\_ Fee \$ \_\_\_\_\_

## TUESDAY, JULY 19, 2016 (8:00 a.m. – 5:00 p.m)

1<sup>st</sup> Choice: # \_\_\_\_\_ Title \_\_\_\_\_ Fee \$ \_\_\_\_\_

2<sup>nd</sup> Choice: # \_\_\_\_\_ Title \_\_\_\_\_ Fee \$ \_\_\_\_\_

3<sup>rd</sup> Choice: # \_\_\_\_\_ Title \_\_\_\_\_ Fee \$ \_\_\_\_\_

## WEDNESDAY, JULY 20, 2016 (8:00 a.m. – 5:00 p.m)

1<sup>st</sup> Choice: # \_\_\_\_\_ Title \_\_\_\_\_ Fee \$ \_\_\_\_\_

2<sup>nd</sup> Choice: # \_\_\_\_\_ Title \_\_\_\_\_ Fee \$ \_\_\_\_\_

3<sup>rd</sup> Choice: # \_\_\_\_\_ Title \_\_\_\_\_ Fee \$ \_\_\_\_\_

**PLEASE make SEPARATE CHECKS payable to NAME 2016 National for EACH of your first choice selections.**

### **ONE PERSON PER FORM, PLEASE**

METHOD OF PAYMENT:  Check  Money Order  Visa  MasterCard

Name \_\_\_\_\_ Email \_\_\_\_\_

Address \_\_\_\_\_ Phone (\_\_\_\_) \_\_\_\_\_

City \_\_\_\_\_ State \_\_\_\_\_ Zip \_\_\_\_\_

### **IF YOU ARE USING A CHARGE CARD:**

Card # \_\_\_\_\_ Exp Date \_\_\_\_\_

Signature (required if using charge card) \_\_\_\_\_

*Workshops are filled on a first come, first served basis according to time of arrival of registration form. First-day arrivals (all those received on or before March 25th, 2016 regardless of order received) will be registered first. March 26th arrivals will be second-day and processed next, etc. If there are more first-day arrivals than space will allow, those registrations will go to a lottery. If your first choice is full and you have indicated other choices, you will be registered in your next choice if space is available. Fee adjustments will be made if necessary. If you are placed on a waiting list, your check/card info will be held. If you don't get into the wait-listed workshop & paid by check, your check will be returned following the Convention.*

Please mail to: NAME 2016 National Convention • PO Box 69 • Carmel, IN 46082

Welcome to My Garden • NAME 2016 National Convention • Seattle, WA

# Welcome to My Garden - Registered Workshops

**1-Day Workshop • Thursday • 7:45 a.m. - 11:30 a.m.**



**TH1 - China Plate Mosaic in 1/12" Scale**  
by Charlotte Atcher  
1" scale • \$52



**TH2 - Mary's Cottage**  
by Ginger Landon-Siegel  
1/144th" scale • \$77



**TH3 - Artist's Dirty Sink**  
by Marilyn Crockett  
1" scale • \$72

**TH4 - My Garden House Retreat**  
by Karen Gibbs  
1/4" scale • \$82



**TH5 - Rustic Pergola with a Swing, Table and Chairs, and a Spring Garden**  
by Susan Karatjas  
1/4" scale • \$62



**TH6 - Quarter Scale Garden Tools and Plants**  
by Sally Manwell  
1/4" • \$72




**TH7 - Occasional Side Table**  
by Shannon Moore  
1" • \$62



**TH8 - Bath Time**  
by Joan Purcell  
1" • \$87



**TH9 - A Teacup Collection in a Shelf**  
by Connie Reagan  
1" • \$67



**TH10 - A Tub of Salad**  
by Kate Hruban  
1" • \$52



# Welcome to My Garden - Registered Workshops



**THF1—"Mary's Garden"**  
by Suzanne Larson-Tamburo  
1/4" • \$92

**2-Day Workshop •  
Thursday  
7:45 a.m.-11:30 a.m.  
& Friday  
7:30 a.m. - 11:30 a.m.**

## I-Day Workshop • Friday 7:30 a.m. - 11:30 a.m.



**F1 - Fan Back Garden Conservatory  
Furniture Set**  
by Karen Benson  
1/4" Scale • \$87



**F2 - Long Handled Garden Tools**  
by Pete Boorum  
1" Scale • \$77



**F3 - Flower Pot Whimsical Scarecrow**  
by Joanne Forsstrom  
1" Scale • \$37



**F4 - The 1/4" English Country  
Mouse Kitchen**  
by Sue Herber  
1/4" Scale • \$95



**F5- No Green Thumb Required!**  
by Jean Lierman & Georgia Queen  
1" Scale • \$45



**F6 - Broken China Mosaic Table**  
by Georgia Matuschak  
1" Scale • \$72

**F7 - Bust with Portrait Hat**  
by Joan Purcell  
1" Scale • \$62




**F8 - Calorie-Free Candies (in Quarter Scale)**  
by Janet Smith  
1/4" Scale • \$37




**F9 - Unique Pocketwatch with Doll**  
by Pat Boldt  
1/4" Scale • \$97





# Registered Workshops

July 21 - 22, 2015  
Thursday, July 21 7:45 AM – 11:30 AM  
Friday, July 22 7:30 AM – 11:30 AM



## Thursday Workshops

### **TH1 – China Plate Mosaic in 1/12” Scale** by *Charlotte Atcher*

**Class Fee: \$52**

A plain outdoor table and two chairs will be transformed into a work of art. This workshop will show the technique of “China Plate Mosaic” in Miniature. For those that have done this in real life or have seen it on Pinterest, the results are stunning. Emphasis will be placed on completing the mosaic of one chair back and the chairs cushions during the workshop. The technique is easy but time consuming. Students will leave with the necessary knowledge to complete their outdoor table and chairs independently.

**Minimum Skill Level: Beginner**

**1” scale**

### **TH2 – Mary’s Cottage** by *Ginger Landon-Siegel*

**Class Fee: \$77**

Enjoy a fun morning creating this Mary Engelbreit classic. Students will learn the basics of dimensional cutting and layering while creating the ME favorite Red Roof Cottage. The layers will then be embellished with greenery, gravel, floral pieces and wood. The skills learned in this class can easily be applied for use on future projects. The scene will be placed in a red frame with a black and white check border which adds to the overall ME effect. Finished size is 8 x 5 x 1 ½

**Minimum Skill Level: Beginner**

**1/144<sup>th</sup>” scale**

### **TH3 – Artist’s Dirty Sink** by *Marilyn Crockett*

**Class Fee: \$72**

The student will be provided with an evaporation distressed ceramic sink with metal legs. The evaporation technique used by the instructor will be discussed. Extensive additional distressing will be taught, splattering, splotching and imitation rust dripping. A prepared hardwood palette will be provided, but the student will make the brushes and paint tubes. Materials will be provided for inspirational art pictures, containers to hold brushes and materials for a sketch pad. Paint splattered rags will be provided for the student to scrunch into shape and position. The finished “Artist’s Dirty Sink” will make an excellent addition to any studio.

**Minimum Skill Level: Beginner**

**1” scale**

### **TH4 – My Garden House Retreat** by *Karen Gibbs*

**Class Fee: \$82**

Spend your leisure time in your own special garden house. Lots of light from the side wall and ceiling using door frames. There are shelves for decorating or storage. On each end of the little house are more windows for light. Sit back in your favorite chair on the side porch and just relax.

**Minimum Skill Level: Beginner/Intermediate**

**1/4” scale**

### **TH5 – Rustic Pergola with a Swing, Table and Chairs, and a Spring Garden** by *Susan Karatjas*

**Class Fee: \$62**

Spend a spring day in this ¼” scale rustic pergola. Students will construct the pergola, the swing, and a table and chairs. Students will landscape using Lady Ferns, Irises, and Crocuses. The ferns and flowers will be pre-painted and laser cut, to cut down on painting time. If you want to choose other colors for the flowers, I will have unpainted sheets. You will need to bring your own paint colors. We will also discuss optional ways to personalize your project. Good eye sight is helpful. Magnification or a small light is optional. Bring your basic toolkit and I will supply the rest.

**Minimum skill level: Beginner**

**1/4” scale**

### **TH6 – Quarter Scale Garden Tools and Plants** by *Sally Manwell*

**Class Fee: \$72**

Starting a garden or all ready have one? Do you have the garden tools and plants that you need? Here are some things to help. Put together a laser cut wooden wheelbarrow. Make hollyhocks and day lilies. You also get the garden tools and pots. Put your plants in the small garden supplied or add them to an existing garden. The gardener has taken a break, but will be back soon to finish the work.

**Minimum Skill Level: Beginner**

**1/4” scale**

### **TH7 – Occasional Side Table** by *Shannon Moore*

**Class Fee: \$62**

The original table on which this piece was based was built in 1690. Our 1” scale rendition is made of cherry, has a center drawer, turned legs, four stretchers, along with a shaped front apron and sides. All the pieces will be pre-cut; the legs will be turned; but we’ll work on final shaping, fitting and assembly. The finished table is about 1-5/8” deep x 2-3/8” wide x 2-1/4” high which allows it to be used in many settings.

**Minimum Skill Level: Intermediate**

**1” scale**

*(continued)*

## Thursday Registered Workshops Continued

### **TH8 – Bath Time** by Joan Purcell

Class Fee: \$87

We'll be dressing a 3-1/2" porcelain doll, bendable at the knees and elbows, in flannel ducky pajamas and a terry cloth bathrobe with matching slippers. You will learn some basic tips, for making your own patterns but full set of patterns will come with the project. We will learn a basic wiggling technique to finish our little girl. She'll come ready for her bath with a towel and rubber ducky. Aleene's tacky glue and sharp scissors are the only tools needed.

**Minimum Skill Level: Beginner** 1" scale

### **TH9 – A Teacup Collection in a Shelf** by Connie Reagan

Class Fee: \$67

Paint and construct this charming, laser-cut display shelf and then, using my decals, make 12 different "china" teacups and a teapot. This charming cabinet can be hung on a wall or inset as a built-in. Tools/materials needed: paint, coordinating wallpaper or scrapbooking paper to line the back wall of the cabinet, scissors, sharp pointed tweezers, glue, clamps or squaring jig. Lighting and magnification are recommended but not required.

**Minimum Skill Level: Beginner** 1" scale

### **TH10 – A Tub of Salad** by Kate Hruban

Class Fee: \$52

No Room for a garden? How about a whiskey half barrel for a tub planted with all the ingredients for a salad. You will build the tub and plant it with carrots, green onions, chives, lettuces and a tomato plant. Some can even be pulled to see if they are ripe enough.

**Minimum Skill Level: Beginner** 1" scale

## Thursday-Friday Workshop

### **THF1 – "Mary's Garden"** by Suzanne Larson-Tamburo

Class Fee: \$92

Come Play in Mary's Garden! For anyone who loves the style of Mary Engelbreit, this class is for you! Students will build, wallpaper and paint the little one room structure with the front porch arbor. Then a Mary touch will be created with the addition of checks and flowers. The rest of the class will be spent making flowers, arbor vine and landscape to create Mary's Garden. The class is divided between two days so there may be some homework to be ready for the second class day (Note: If you aren't into Mary Style, feel free to bring your own paint and wallpaper to do your own thing!) Everything pictured is included in the class.

**Minimum Skill Level: Beginner** 1/4" scale

## Friday Workshops

### **F1 – Fan Back Garden Conservatory Furniture Set** by Karen Benson

Class Fee: \$87

Can't you just picture the Fan Back Garden Furniture pieces in a Sunroom or Conservatory? During the class we will stain and build the furniture, paint the decorative details and upholster the cushions with the custom printed fabric. I will supply 10/0 and 2/0 paint brushes that are yours to keep. I will also supply the markers, paints and glue. If you do not complete all the furniture pieces during class you will have the knowledge and confidence to finish on your own. Furniture, fabric and rug only. Conservatory not included.

**Minimum Skill Level: Beginner** 1/4" scale

### **F2 – Long Handled Garden Tools** by Pete Boorum

Class Fee: \$77

How does your garden grow? Well, in addition to your plants, some garden tools are useful! In this class, you will make a hoe, round point shovel, rake and edger. Learn to apply patterns, cut metal with a jewelers saw, use forms to shape the flat metal. You will attach the handles (handles and ferrules will be made in advance for you) and learn painting and aging techniques to give your tools that well-used look.

**Minimum Skill Level: All Levels** 1" scale

### **F3 – Flower Pot Whimsical Scarecrow** by Joane Forsstrom

Class Fee: \$37

In this class you will create a delightful scarecrow constructed from 5 flower pots. This cute little guy provides a home for a bird on his hat and will be a charming addition to any garden. You will learn to paint whimsical faces and to add dimensional details. Birds may vary. Tools needed: fine brushes, tacky glue, extra fine point, black sharpie and scissors.

**Minimum Skill Level: Beginner** 1" scales

### **F4 – The 1/4" English Country Mouse Kitchen** by Sue Herber

Class Fee: \$95

This 1/4" scene is a tribute to the charming world of Brambley Hedge books and illustrations. The country kitchen has a wood and tiled fireplace topped with a curtained window, tall cupboard with shelves, drawers, and cubbyholes, a work table, and a cushioned chair, a hanging cupboard, and a painting of the mouse matriarch. This is a fun project!!!

**Minimum Skill Level: All Levels** 1/4" scale

(continued)

## Friday Registered Workshops Continued

### **F5 – No Green Thumb Required!** *by Jean Lierman & Georgia Queen*

*Class Fee: \$45*

Green thumbs not required! Come play in our flower garden. The stacked arrangement of flower pots can be used in any landscaping scene. Students will select their own color combinations from a wide selection of silk and dried flowers.

**Minimum Skill Level: All Levels**

**1" scale**

### **F6 – Broken China Mosaic Table** *by Georgia Matuschak*

*Class Fee: \$72*

Let's Mosaic in miniature – but not just any mosaic, broken china mosaic or Pique Assiette as it is known in full size. We'll furnish the "china" with plenty of florals to cut apart to form the mosaic tops of a 1" scale half roundtable. You will add a shelf to the table and paint it all shabby chic to complete this class.

**Minimum Skill Level: Beginner/Intermediate**

**1" scale**

### **F7 – Bust with Portrait Hat** *by Joan Purcell*

*Class Fee: \$62*

We'll dress a porcelain bust on a stand, learn basic wiggling and make a portrait hat decorated with bows and flowers made from ribbon. Aleene's tacky glue and sharp scissors are only tools needed. Great for a lady's shop or display on it's own.

**Minimum Skill Level: Beginner**

**1" scale**

### **F8 – Calorie-Free Candies (in Quarter Scale)** *by Janet Smith*

*Class Fee: \$37*

You know how you walk into a candy store and you not only smell the chocolate, but your eyes are drawn to the counters filled with all kinds of different candies...different colors, different sizes, different textures, different designs. Well, that's what we're doing in this class! Learn how to make a variety of candies to use in your own store or your own holiday scene or to give away as swaps. No baking required for this class...we'll just be decorating! And that's the fun part anyway! Display not included.

**Minimum Skill Level: Beginner**

**¼" scale**

### **F9 – Unique Pocketwatch with Dolls** *by Pat Boldt*

*Class Fee: \$97*

Wearing this unique pocketwatch will tell all of your friends you are a miniaturist. In the class you will learn to dress a ¼" scale doll and decorate the inside of the pocketwatch with silk and cotton laces. The handpainted teddy bear is by Barbara Meyer and a darling hat is included. Please bring small sharp scissors, tweezers, tacky glue, toothpicks or glue syringe.

**Minimum Skill Level: Beginner**

**¼" scale**



# Registered Workshop Registration



We will begin processing workshop registrations March 25, 2016.  
All registrations received on or before that date will be considered first-day arrivals.  
~ No refunds after June 3, 2016 ~

Please read all class descriptions carefully - some items pictured may not be included.

## Thursday, July 21, 2016 (7:45 a.m. - 11:30 a.m.)

1<sup>st</sup> Choice: Class # \_\_\_\_\_ Title \_\_\_\_\_ Fee \$ \_\_\_\_\_

2<sup>nd</sup> Choice: Class # \_\_\_\_\_ Title \_\_\_\_\_ Fee \$ \_\_\_\_\_

3<sup>rd</sup> Choice: Class # \_\_\_\_\_ Title \_\_\_\_\_ Fee \$ \_\_\_\_\_

## Friday, July 22, 2016 (7:30 a.m. - 11:30 a.m.)

1<sup>st</sup> Choice: Class # \_\_\_\_\_ Title \_\_\_\_\_ Fee \$ \_\_\_\_\_

2<sup>nd</sup> Choice: Class # \_\_\_\_\_ Title \_\_\_\_\_ Fee \$ \_\_\_\_\_

3<sup>rd</sup> Choice: Class # \_\_\_\_\_ Title \_\_\_\_\_ Fee \$ \_\_\_\_\_

**PLEASE make SEPARATE CHECKS payable to NAME 2016 National for EACH of your first choice selections.**

### ONE PERSON PER FORM, PLEASE

METHOD OF PAYMENT:  Check  Money Order  Visa  MasterCard

Name \_\_\_\_\_ Email \_\_\_\_\_

Address \_\_\_\_\_ Phone (\_\_\_\_) \_\_\_\_\_

City \_\_\_\_\_ State \_\_\_\_\_ Zip \_\_\_\_\_

### IF YOU ARE USING A CHARGE CARD:


Card # \_\_\_\_\_ Exp Date \_\_\_\_\_

Signature (required if using charge card) \_\_\_\_\_


Workshops are filled on a first come, first served basis according to time of arrival of registration form. First-day arrivals (all those received on or before March 25th, 2016 regardless of order received) will be registered first. March 26th arrivals will be second-day and processed next, etc. If there are more first-day arrivals than space will allow, those registrations will go to a lottery. If your first choice is full and you have indicated other choices, you will be registered in your next choice if space is available. Fee adjustments will be made if necessary. If you are placed on a waiting list, your check will be held. If you do not get into the wait-listed workshop, your check will be returned following the Convention.

Please mail to: NAME 2016 National Convention • PO Box 69 • Carmel, IN 46082

Welcome to My Garden • NAME 2016 National Convention • Seattle, WA



# Theme Luncheons



## Friday, July 22, 2016 Noon - 1:30 PM

### **TLF1 – Stewart Dollhouse Creations: The Next Generation** by *Ruth & Sophia Stewart* **\$147**

This is my daughter Sophia's debut into her first NAME event! Come and join us for a party! We'll tell stories about her 8 years growing up under our sales table and how much she and I both love minis. There will be goodies, games and "SURPRISES!" You get a souvenir gift from us both! But shhhh.....We aren't telling what it is...

### **TLF2 – Players, Props & Panoramas** by *Lew Kummerow* **\$127**

Focusing our attention on the stage and interior of toy theaters, we will show the different approaches to the characters and scenery in children's plays. The methods range from the traditional to the unusual, and we will bring some examples from our full size antique toy collection. You will receive an original miniature toy theater made exclusively for this luncheon. This theater contains a 4-act mini play complete with players, props and changing scenery.

### **TLF3 – How I Learned to Carve Porcelain** by *Fern Vasi* **\$152**

I will tell you my story - a journey over 30 years of sculpting original dolls, working for Disney, the Danbury Mint and other companies. I will also discuss how I get my ideas, how I started sculpting portrait dolls and why porcelain and not clay. Your gift will be a 1" sculpted porcelain little girl dressed in her ballerina tutu.

### **TLF4 – Northwest Favorites** by *Carl Bronsdon* **\$127**

The Pacific Northwest is home to many microclimates that produce a bounty of different foods and products. It is also home to the world famous Pike Place Market where many of these local products are sold - from nuts to chocolate and cheese. We will explore the delicious products that the Northwest produces, and a brief history of the market, (and how we almost lost it!) and even sample a selection of the delicious items produced here. Your mini gift is a selection of locally produced gourmet items displayed in a gift box, a wonderful souvenir of your time here in Seattle.

## Saturday, July 23, 2016 Noon - 1:30 PM

### **TLS1 – My Life in Miniatures** by *Pete Acquisto* **\$152**

Pete will talk about the process of making high quality miniature reproductions of antique silver and about his life and experiences as a miniaturist over the past 37 years. Pete will answer any questions during or after the luncheon. You will receive a limited edition silver piece that was made only for this luncheon.

### **TLS2 – 3D Printing: An Introduction and Demo** by *Janet Smith* **\$67**

3D printers have made the news and have made the miniature newsgroups. Come see one in action. A 3D printer will be available during the lunch so you can get a feel for what's involved in printing a miniature. There are many kinds of printers out there and many price points for these 3D printers. Learn a little about what's available and what criteria to consider when selecting a printer for home use. Also hear some of the "gotchas" to consider when thinking about buying a printer of your own. Your gift is a quarter scale potting bench with accessories...all printed with the 3D printer!

### **TLS3 – Story Hour with the Dolls 'Cobbler and Former School Librarian** by *Sylvia Rountree* **\$77**

Let me tell you the tale of a garden, a girl and Gulliver's Lilliputins. The Garden surrounds the once grand palace of Malplaquet in England. The girl is Maria, an orphan and lone survivor of a once wealthy family. Her guardians are a mean and greedy governess and a shady bishop who besides making her life miserable, are stealing what remains of the family's fortune. To escape, Maria spends most days roaming the garden with its ponds, temples, arches, pyramids and other fancies from an opulent era. One day Maria discovers a tiny baby in a walnut shell cradle and thus begins the great adventure of "Mistress Masham's Repose." Your gift will be a limited edition ladies shoes in white satin with lace overlay - "Downton Abby Era" - in special presentation shoe box. There will also be doorprizes and a grand raffle for a luggage set.

## **Saturday, July 23<sup>rd</sup> Theme Luncheons continued**

### **TLS4 – Beatrix Potter’s Garden** *by Sue Herber*


**\$92**

While most of us know about Beatrix Potter’s series of small charming children’s books, few know that in her later years Beatrix slowed down her writing to devote more time to preserving British family farms and farm stock. At this luncheon, there will be a display of my various Beatrix Potter inspired miniature projects and a discussion of her art and love of the British land. The souvenir is a miniature version of one of the numerous characters Beatrix wrote about.


### **TLS5 – The Mystique of Paper** *by Ginger Landon-Siegel*

**\$121**

Paper Tole is the art of constructing a 3-dimensional image from a 2-dimensional print. This technique dates back to the early 1800’s. The art form itself has several names, such as Paper Tole, 3-D Decoupage and Dimensional Layering, but all are basically the same art form with the end result giving a 3-D effect. My love of paper started at a young age and has continued to grow. Come enjoy a look into the past of this visually beautiful craft while learning how I altered the steps to develop the scenes that are a part of my collection today. Each student will receive a variety of tools used for dimensional projects and a 3-D micro Victorian house in 2” frame.



# Theme Luncheons



We will begin processing theme luncheon registrations March 25, 2016.  
All registrations received on or before that date will be considered first-day arrivals.

~ No refunds after June 3, 2016. ~

**FRIDAY, JULY 22, 2016 Noon – 1:30 p.m.**

1st Choice: # \_\_\_\_\_ Title \_\_\_\_\_ Fee \$ \_\_\_\_\_

2nd Choice: # \_\_\_\_\_ Title \_\_\_\_\_ Fee \$ \_\_\_\_\_

3rd Choice: # \_\_\_\_\_ Title \_\_\_\_\_ Fee \$ \_\_\_\_\_

**SATURDAY, July 23, 2016 Noon-1:30 p.m. – 1:30 p.m.**

1st Choice: # \_\_\_\_\_ Title \_\_\_\_\_ Fee \$ \_\_\_\_\_

2nd Choice: # \_\_\_\_\_ Title \_\_\_\_\_ Fee \$ \_\_\_\_\_

3rd Choice: # \_\_\_\_\_ Title \_\_\_\_\_ Fee \$ \_\_\_\_\_

**PLEASE make SEPARATE CHECKS payable to NAME 2016 National for EACH of your first choice selections.**

**ONE PERSON PER FORM, PLEASE**

METHOD OF PAYMENT:  Check  Money Order  Visa  MasterCard

Name \_\_\_\_\_ Email \_\_\_\_\_

Address \_\_\_\_\_ Phone (\_\_\_\_\_) \_\_\_\_\_

City \_\_\_\_\_ State \_\_\_\_\_ Zip \_\_\_\_\_

**IF YOU ARE USING A CHARGE CARD:**

Card # \_\_\_\_\_ Exp Date \_\_\_\_\_

Signature (required if using charge card) \_\_\_\_\_

*Luncheons are filled on a first come, first served basis according to time of arrival of registration form. First-day arrivals (all those received on or before March 25th, 2016 regardless of order received) will be registered first. March 26th arrivals will be second-day and processed next, etc. If there are more first-day arrivals than space will allow, those registrations will go to a lottery. If your first choice is full and you have indicated other choices, you will be registered in your next choice if space is available. Fee adjustments will be made if necessary. If you are placed on a waiting list, your check/card info will be held. If you don't get into the wait-listed workshop & paid by check, your check will be returned following the Convention.*

**Please mail to: NAME 2016 National Convention • PO Box 69 • Carmel, IN 46082**

Welcome to My Garden • NAME 2016 National Convention • Seattle, WA





# Seattle Tour


Wednesday, July 20, 2016

1:00pm – 5:00pm



We are offering a guided tour of Seattle on Wednesday, July 20th from 1:00pm until 5:00pm. We will be picked up at the hotel at 1:00pm (please be at the pickup point at 12:45pm) and driven to the Ballard Locks, the largest capacity operating waterway locks in the U.S. We will have a chance to disembark and actually be able to see the boats using the locks and watch the fish struggling up the watery fish ladder.

We will head uphill to get an overall view of the city from Kerry Park, with opportunities for photos. There will be a one hour stop at the Chihuly Garden and Glass at the base of the Space Needle. This is a fabulous blown glass exhibit with fantastic displays of Dale Chihuly's artistry.



We will also be stopping for a half hour walk through Pike Place Market, the oldest continuously operating public farmer's market in the U.S. You will be able to walk past the local vendors and perhaps view a large salmon being tossed over the ice. The Fisherman's Terminal, Pioneer Square, and the bustling waterfront are just a few of the sights you'll see on this memorable tour of the city.



We will begin processing tour registrations March 25, 2016.  
All registrations received on or before that date will be considered first-day arrivals.

~ No refunds after June 3, 2016 ~

-----ONE PERSON PER FORM-----

**SEATTLE TOUR**  
**\$95.00 PER PERSON**

METHOD OF PAYMENT:  Check  Money Order  Visa  MasterCard

Name \_\_\_\_\_ Email \_\_\_\_\_

Address \_\_\_\_\_ Phone (\_\_\_\_\_) \_\_\_\_\_

City \_\_\_\_\_ State \_\_\_\_\_ Zip \_\_\_\_\_

**IF YOU ARE USING A CHARGE CARD:**

Card # \_\_\_\_\_ Exp Date \_\_\_\_\_

Signature *(required if using charge card)* \_\_\_\_\_

**PLEASE make check payable to NAME 2016 National**

Please mail to: NAME 2016 National Convention ▪ PO Box 69 ▪ Carmel, IN 46082


Welcome To My Garden · NAME 2016 National Convention · Seattle, WA



# BREAKFAST IN THE GARDEN

## A Saturday Morning Workshop

July 23, 2016 8:30AM - 12:00PM



Only 200 very lucky people will get to take this fabulous workshop. It's been designed to hold ALL your 2016 National Souvenirs and gifts. This is a 1:12 "scale project.



This event is a NAME fundraiser. Lots of surprises are in-store for the attendees.

Special raffles will be held during the workshop for those registered. Loads of fun to be had...

Breakfast buffet is included in the price of the workshop.

The committee has worked well over a year to make this special workshop just for you. This has been designed to hold ALL your 2016 National souvenir gifts.

Georgia Queen and Jean Lierman are your hosts for the event.

**Sign up now... Limited to 200 participants !**

---

**“Breakfast in the Garden” Saturday Morning Workshop**  
**\$65.00 Per Person**

**ONE FORM PER PARTICIPANT**

Method of Payment:     Check     Money Order     Visa     MasterCard

Name \_\_\_\_\_ Email \_\_\_\_\_

Street Address \_\_\_\_\_ Phone (\_\_\_\_) \_\_\_\_\_

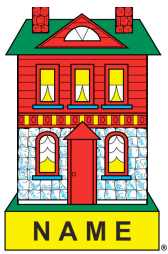
City/State/Zip \_\_\_\_\_

IF YOU ARE USING A CREDIT CARD:


Charge Card # \_\_\_\_\_ Exp. Date \_\_\_\_\_

Signature \_\_\_\_\_

**Please make a SEPARATE CHECK payable to “NAME 2016 National” and send to  
NAME 2016 National, PO Box 69, Carmel, IN 46082**



# Youth Members Workshop



This year we will have a very special project just for the 'younger' generation of miniaturists. This project is open to kids from 5 to 15 years of age who are registered for the Convention.

Sally Lonn and Marcia Beardsley are the Youth Coordinators. They have created a mystical and magical fairy garden.... Complete with a fairy and special extra's. We will work on this project in three sessions.

Cost of project is \$25 to cover the supplies and paper clay that will be used for this project. You will need a basic tool kit. Glue, paint, glitter, and supplies will be furnished.



Workshop picture

### Workshop Times:

July 20 Wednesday 1:30 pm to 3:30 pm

July 21 Thursday 10:00 am – 11:30 am

July 22 Friday 10:00 am – 11:30 am

**In order to complete the project it is necessary to attend all 3 sessions.**



If you have any questions please contact Sally Lonn at [sallylonn@gmail.com](mailto:sallylonn@gmail.com)

----- Please mail form to the NAME office. -----

## Youth Workshop Reservation Form

\$25 per student

**Deadline June 1, 2016**



Name \_\_\_\_\_ Age \_\_\_\_\_

Email: \_\_\_\_\_ Phone number: \_\_\_\_\_


Address: \_\_\_\_\_

Registered Adult that will be with you at convention: \_\_\_\_\_

Relationship: \_\_\_\_\_ Cell Phone number to contact: \_\_\_\_\_

There will be light snacks served during the workshops. If there are any food allergies that we need to be aware of please list them: \_\_\_\_\_

Mail form and \$25 payment to: NAME, PO Box 69, Carmel, IN 46082



# Advanced Table Seating



We know that many of you are traveling together or plan to meet friends from all over the world at the Convention and would like to sit together for the meal functions. It is our goal to accommodate your seating preferences. **When you fill out this form, please be sure that everyone you list agrees to this arrangement and that no one has been listed with another seating group form. Please send only one form per group.** The maximum number is 10 per table; however you do not have to fill a complete table. One of the 10 spaces will be designated for the hostess. You may choose your own table hostess by having the hostess notify us that she would like to be the hostess for your group or a hostess will be provided for each table. If you have no seating preference, please indicate that on this form or there will be on-site seating registration where you can choose a table that still has available spaces once you arrive.

**You will find your table assignment on the backside of your badge at registration.**

The Saturday Night Table Favors and Gift Exchange have become a tradition. The **Table Favors** should have an approximate value of \$3 to \$5. If you wish to participate, you should bring one favor for each of the 9 other people at your table. If everyone at your table participates, you will receive 9 favors in return. The **Gift Exchange** items should be valued at approximately \$10 to \$15. You bring only one exchange gift. If you bring a gift, you will receive a gift. Both exchanges are entirely optional.

Please return this form **by May 9, 2016**, to:  
Doreen Lindsay  
123, 15 Everstone Drive SW  
Calgary, Alberta, T2Y 5B5 Canada  
(403) 254-5486; [dflindsay@shaw.ca](mailto:dflindsay@shaw.ca)  
Fax (403) 256-1029

----- Please do not return this form to the NAME Office. Send to address above. -----

## Advanced Table Seating Request Form

Please PRINT names, including your own.

Seat 1 <u>Hostess/Host:</u> _____	Seat 6 _____
Seat 2 _____	Seat 7 _____
Seat 3 _____	Seat 8 _____
Seat 4 _____	Seat 9 _____
Seat 5 _____	Seat 10 _____

Table Type (**check only one**): No Exchange  1/144"Scale  1/4" Scale  1/2" Scale  1" Scale   
No preference  Youth table if available

Name \_\_\_\_\_ Email \_\_\_\_\_

Address \_\_\_\_\_ Phone (\_\_\_\_) \_\_\_\_\_


City \_\_\_\_\_ State \_\_\_\_\_ Zip \_\_\_\_\_

**Special Seating Requirements (such as a walker or wheelchair)** \_\_\_\_\_

**Special diet requirements (Circle One) Diabetic, Gluten Free or Other** \_\_\_\_\_



# Door Prizes



Door Prizes are a wonderful part of any Convention, especially if there are enough for everyone to receive one. Isn't it delightful to hear your number called and realize you're about to receive an unexpected gift?

With that in mind, we are asking for your help, along with your club members and other mini friends to donate a door prize(s).

The guidelines are simple:

1. Door Prizes don't have to be theme related.
2. The value of each Door Prize should be between \$10 and \$50.
3. Door Prizes should be unwrapped and identified with your name and address.
4. Think of Door Prizes as a gift that you would be proud to give and thrilled to receive.

Please complete and return the form below by **May 9, 2016** to be recognized in our Souvenir Book. (You are welcome to still donate after this date, but it won't be recognized.) **Mail this completed form to:**

**Rosemary Shipman  
1221 Madison St.  
Wenatchee, WA 98801  
509-670-4615**

If you would like more information about door prizes, email Rosemary at [minirose@nwi.net](mailto:minirose@nwi.net)

----- Please do not return this form to the NAME Office. Send to address above. -----

**Yes, I will be a Door Prize (s) Contributor for the 2016 Convention Welcome to My Garden**

Name \_\_\_\_\_ Email \_\_\_\_\_

Street Address \_\_\_\_\_ Phone \_\_\_\_\_

City \_\_\_\_\_ State \_\_\_\_\_ Zip \_\_\_\_\_ Cell \_\_\_\_\_

Approximate value of Door Prize: \_\_\_\_\_

Description/Number of Door Prizes (please include scale):


\_\_\_\_\_  
\_\_\_\_\_

\_\_\_\_\_ **I will bring the item(s) to the houseparty.**

\_\_\_\_\_ **I will ship the item(s) to the above address by July 6<sup>th</sup> 2016.**



# Exhibits



Miniatures are magical - they have the ability to entertain, educate and captivate. Please join us in sharing the miniatures you have created at the upcoming 2016 NAME National Convention, "Welcome to My Garden," to be held in Seattle, WA July 17<sup>th</sup>-24<sup>th</sup>. In keeping with our theme, we hope to have some lovely miniature gardens on display. And for a visit back in time, we are reserving space in the exhibit room for original centerpieces from years past. We welcome all scale projects including houses, room boxes, domes, shops or any other setting you may have created in 1", 1/2", 1/4", or micro-scales.

Exhibits may not be for sale, nor can they be shown as an example of the exhibitor's work with the intent to solicit orders. We would like exhibits in place between 11 am Thursday, July 21<sup>nd</sup> until 4 pm Sunday, July 24<sup>th</sup>. Advanced arrangements may be made for early removal on Saturday evening for those leaving immediately following the Sunday Brunch. The room will be locked and volunteer monitors will be present during viewing times. Table covers and electrical power will be provided, but **YOU MUST SUPPLY YOUR OWN HEAVY-DUTY EXTENSION CORDS AND ANY SPECIAL LIGHTING, RISERS OR DRAPING IF NEEDED.**

**Please fill out the form below (1 PER EXHIBIT) and mail by May 9, 2016 to:  
Fay Liner - 1941 224<sup>th</sup> Place NE - Sammamish, WA 98074**

If you have any questions or concerns, please contact:  
Fay Liner at 206.310.6432 [Fayliner@msn.com](mailto:Fayliner@msn.com) or Marla Nulph at 425.879.8383 [Mjn\\_453@comcast.net](mailto:Mjn_453@comcast.net)

----- Please **DO NOT** return this form to the NAME Office. Send to the address above -----

## 2016 EXHIBITS

Name \_\_\_\_\_ Email \_\_\_\_\_

Street Address \_\_\_\_\_ Cell Phone (     ) \_\_\_\_\_

City \_\_\_\_\_ State \_\_\_\_\_ Zip \_\_\_\_\_

Created by (if other than exhibitor) \_\_\_\_\_

Title of Exhibit \_\_\_\_\_

Type of Exhibit: House \_\_\_\_\_ Room Box \_\_\_\_\_ Other (explain) \_\_\_\_\_

Scale: 1" \_\_\_\_\_ 1/2" \_\_\_\_\_ 1/4" \_\_\_\_\_ Other \_\_\_\_\_ Size: Width across front \_\_\_\_\_ Depth \_\_\_\_\_ Height \_\_\_\_\_

Is this exhibit part of a group/club? Yes \_\_\_\_\_ No \_\_\_\_\_ If yes, name of group/club \_\_\_\_\_

If exhibit is a centerpiece, name of Convention/Houseparty \_\_\_\_\_ Year \_\_\_\_\_

Do you require electricity? Yes \_\_\_\_\_ No \_\_\_\_\_ **(Please bring your own extension cords, labeled with your name.)**

Do we have your permission for Committee member to remove cover for photographing? Yes \_\_\_\_\_ No \_\_\_\_\_


Do we have your permission for Committee member to turn on lights for the evening stroll Yes \_\_\_\_\_ No \_\_\_\_\_

I need to remove my exhibit between 5:00 PM and 6:00 PM on Saturday, July 23rd. Yes \_\_\_\_\_ No \_\_\_\_\_


**NAME, its Staff, and members of the Convention Committee shall not be held responsible for loss or damage to miniatures placed on display in the exhibit area. I understand that I will be asked to sign a liability release form when I deliver my exhibit(s).**

Signature \_\_\_\_\_ Date \_\_\_\_\_

**Please volunteer on the GOLD STAR Form to be a monitor in the Exhibit Room. You need not be an exhibitor to volunteer!**



# Gold Star Volunteers



The Gold Star volunteer program allows you to earn a Gold Star Pin for **volunteering a minimum of two hours during the Houseparty**. If you volunteer for multiple jobs, it will be greatly appreciated, but you will be given only one Gold Star Pin. Please consider being a part of the Houseparty Behind the Scenes Workforce by completing and returning this form to be a Gold Star Volunteer. *If you prefer a volunteer job that allows for sitting, please check the appropriate line on the form below.* First timers are not only welcome, but are encouraged to volunteer, as this is a great way to meet other miniaturists. Remember to check the enclosed Houseparty Schedule to determine your availability. Your volunteer schedule will be included in the packet you receive at Registration; however, if you include your email address, we will confirm your volunteer assignment in advance. Please return your form by **May 9, 2016**, so that you can be formally acknowledged. However, we will accept forms up to and at registration.

**This year, everyone who signs up to be a Gold Star Volunteer, will get a chance to win a wonderful gift and not just a pin. Something spectacular!!**

*Please complete the form below and send to:*

**Jane Sanem**  
4131 Wentworth Ave.  
Minneapolis, MN 55409  
[janeansanem@gmail.com](mailto:janeansanem@gmail.com)  
(612) 822-3738

----- Please **do not** return this to the NAME Office. Send to address above. -----

## Gold Star Volunteers

Name \_\_\_\_\_ Email \_\_\_\_\_

Address \_\_\_\_\_ Phone (\_\_\_\_) \_\_\_\_\_

City \_\_\_\_\_ State \_\_\_\_ Zip \_\_\_\_\_ Cell: (\_\_\_\_) \_\_\_\_\_

Expected Arrival Date \_\_\_\_\_ Expected Departure Date \_\_\_\_\_

I am available to work these days/times \_\_\_\_\_

Please number in order of preference:

- |   |                              |                          |
|---|------------------------------|--------------------------|
| ___ Sales Room  | ___ Exhibit Room             | ___ Operations           |
| ___ Registration  | ___ Silent Auction           | ___ Mini Exchange        |
| ___ Registered Workshops  | ___ Pre-Convention Workshops | ___ Roundtable Workshops |
| ___ Houseparty Helpers  | ___ Hospitality Room         | ___ Theme Luncheons      |
| ___ Please choose for me – wherever you need me. I am:    ___ an early bird    ___ a night person     |                              |                          |
| ___ I am willing to work more than 2 hours!    ___ Please assign me to a job where I can work seated. |                              |                          |

*(see reverse for job descriptions)*

# WHAT DO GOLD STAR VOLUNTEERS DO?

**Exhibit Room** - Assist in checking in exhibits and placing them for display during the hours designated for Exhibit Room set up. Monitor the Exhibit Room during open hours to prevent handling of exhibits. Assist in checking out exhibits at the end of the Houseparty.

**Hospitality Room** - Make other attendees feel welcome. Demonstrate the "make it and take it" project if there is one.

**Houseparty Helpers** - Assist at the Registration Table to accept donations. Assist in set up of Houseparty Helpers and their ticket boxes during the hours designated. Assist with boxing up donations and preparing them for distribution prior to the Saturday night banquet. Assist in distributing Houseparty Helpers to winners.

**Mini Exchange** - Set up room for Swap. Help set up bags for swap. Assist with checking in participants.

**Operations** - Help set up workshop rooms each evening for the next day's events by covering tables with plastic, putting out bags at each table for trash and distributing signage. (This may need to be done in the early morning if rooms are not available the night before). Monitor access to unlocked areas at various times throughout the week.

**Pre-convention and Registered Workshops** - Help distribute class lists and evaluation forms to each workshop at the beginning of the day and collect evaluation forms at the end of the day if workshop chair needs assistance.


**Registration** - Assist at Registration Table to check in registrants and give them their registration packets, tote bags or souvenir books.

**Roundtable Workshops** - Direct workshop presenters to their sales and workshop locations. Monitor doors to prevent early entry of participants. Sell kits for presenters who do not have an assistant to do so. Provide water for presenters, as needed.


**Sales Room** - Monitor Sales Room during the hours designated for set up to help ensure that only authorized persons gain entrance to the room. Monitor sales room during open hours to deter theft. Provide water and purchase & deliver food for dealers as needed.

**Theme Luncheons** - Check in attendees and obtain necessary signatures. Distribute and collect evaluations.





# Welcome to Your Hospitality Room




*Come one, come all to meet and greet  
Go on a scavenger hunt and maybe win a treat  
Put a great kit together for the Saturday Class  
Or make a surprise kit you just can't pass.  
A puzzle a day may keep the Doctor away  
Or another kit for another day  
Each time we are open, only ONE kit will do  
So please don't take two!  
There might be a video for you to view  
So come on in and learn something new  
Meet new friends, visit with old  
Just sitting and relaxing is nice I'm told.*

*The Hospitality Room will be open at various times during the convention.*

*Dolly Wyttenberg*


*Hospitality Chair*





# CHARITY

## Treehouse for Kids



Our charity once again is Treehouse for Kids. This is a program that helps support kids in foster care, children often overlooked. Each year the state gives about \$300 per child to foster families for clothes and supplies. This amount is really not enough.

We are asking NAME members to bring an item for donation. New clothing items, school supplies or toys for infants through teenagers would be greatly appreciated. These items will be sent to the Treehouse Warehouse where foster families may shop for items they need at no cost.

Consider something small like socks, underwear, books, and toys. Larger items are also needed like shirts, jeans and backpacks.

And the good news is...we are having a drawing after the brunch on Sunday and one lucky person will win a little (1/4 scale) Flower Shop pictured. If you bring an item you will get a ticket to put in our special container, Good Luck!!

If you have any questions or want more information about this organization go to: [drive@treehouseforkids.org](mailto:drive@treehouseforkids.org).

Thank you for your support!



### WISH LIST

#### Teen Guys Clothing

- Jeans (sizes 28-44 waist)
- Shirts (sizes 28-36 waist)
  - Cargo Khaki
  - Plaid
  - Athletic
- Graphic Tees (sizes S, L, XL)
- Shoes (sizes 10-13 in men's)

#### Teen Guys Accessories

- Grooming Kits
  - Axe Body
  - Gillette
  - Old Spice
  - Adidas


- Beard Trimming Kits
  - Gillette
  - Wahl
  - Braun
- Wallets (Quicksilver, Leather)

#### Teen Girls Clothing

- Trendy Tops (all sizes)
- Leggings (all sizes)
- Shoes (sizes 9-12 in women's)
- Prom Dresses (all sizes)

#### Teen Girls Accessories

- Grooming kits
  - Dove
- Deodorant Products
  - Suave Shampoo
- Products
  - Suave Lotion (Fragrance Free)
  - Manicure/Pedicure Sets
  - Hair Ties/Headbands
  - Bobby Pins
  - Hair Brush
  - Wide Tooth Comb



# Host/Hostess



You are invited to serve as a host/hostess for “Welcome to My Garden.” We are looking for friendly, outgoing people who can make others feel welcome. Meals have always been one of the highlights of the NAME Conventions, offering an opportunity to make new friends and get reacquainted with old friends to share our mutual love of miniatures. Meals are fun times packed with good food, favors, prizes, gift exchanges and souvenirs.

We are looking for friendly, outgoing people to act as hosts/hostesses to lead the fun at each table. The job includes:

1. You must attend all three meal functions.
2. You must attend a brief meeting at least a half hour prior to each meal for directions.
3. You will be asked to pick up a bag containing souvenirs and an attendance list.
4. You will greet each guest at your table, introduce them to each other, and make them feel welcome.
5. You must have a good time and smile a lot.
6. After the meal, you personally must return the attendance sheet, and souvenirs & gifts for table mates who did not attend the meal, to the Host/Hostess Chairperson. ***This is critical for Operations to confirm who the remaining souvenirs and gifts should be shipped to or held for.*** We appreciate your assistance in making our houseparty a success!

All Hosts/Hostesses will receive a Gold Star Volunteer Pin. If you would like to sit with a group of your friends and serve as a Host/Hostess, **please return the “Advanced Table Seating” form along with this form.**

*If this sounds like something you would like to do, please complete the form below & return by **May 9, 2016** to:*

**Pat Perry**  
**89 Somerset Park SW**  
**Calgary, Alberta, T2Y 3H5 Canada**  
**Phone (403) 690-2138; paperry@shaw.ca**  
**Fax (403) 256-1029**

----- *Please do not send this form to the NAME Office. Send to address above.* -----

## Host/Hostess

I would like to serve as a Host/Hostess for *Welcome to My Garden*. I prefer to host:

1” table \_\_\_\_\_ ½” table \_\_\_\_\_ ¼” table \_\_\_\_\_ 1/144” table \_\_\_\_\_

Table with no exchange gifts/favors \_\_\_\_\_ No preference \_\_\_\_\_

Name \_\_\_\_\_ Email \_\_\_\_\_


Address \_\_\_\_\_ City \_\_\_\_\_ State \_\_\_\_\_ ZIP \_\_\_\_\_

Home Phone \_\_\_\_\_ Cell \_\_\_\_\_

I have previously served as a hostess \_\_\_\_\_ I have not served before \_\_\_\_\_  
This is the first Convention or Houseparty I have attended: Yes \_\_\_\_\_ No \_\_\_\_\_



# Houseparty Helpers



Help us make the 2016 National Convention "Welcome to My Garden" a blooming success. We are looking for donations to be raffled at the end of the Saturday night banquet. It would be great to have 'theme' related items, but any donations in any scale will be most welcome!

Donated helpers are designer and/or handcrafted items valued at \$150.00 or more. Items valued less than \$150.00 are gladly accepted and will be combined with other donated items to make their combined value reach \$150.00 or will be utilized in other fund raising activities.

Companies, clubs, shops or individuals may donate a vignette, room box, dollhouse or a very special piece of furniture or accessories. Cash may also be donated for a shopping spree in the Sales Room.

Houseparty Helper tickets will be sold on all donated items, with the proceeds used to benefit NAME. We hope you will share your talents, creativity and generosity in your donations to make the 2016 Houseparty Helpers a success.

If you wish to participate and be recognized in the Souvenir Book, please return or email the completed form below, along with a picture of your donation, to Judy Krueger **no later than May 9, 2016**.

***Please complete the form below and send to:***

**Judy Krueger  
3314 N. 5th. St.  
Coeur d'Alene, ID 83816  
208-699-4187 [ministuff33@aol.com](mailto:ministuff33@aol.com)**

----- Please **do not** return this form to the NAME Office. Send to address above. -----

## Houseparty Helpers

Name \_\_\_\_\_ Email \_\_\_\_\_

Street Address \_\_\_\_\_

City \_\_\_\_\_ State \_\_\_\_\_ Zip \_\_\_\_\_

Phone (\_\_\_\_) \_\_\_\_\_ Cell: (\_\_\_\_) \_\_\_\_\_

Description \_\_\_\_\_

\_\_\_\_\_ I will bring the Helper to the Houseparty.

**NOTE: please deliver in an appropriate box for transport home**


\_\_\_\_\_ I will ship the Helper to Judy Krueger by June 5, 2016

Does your Helper include a cover?       Yes     No


Is your Helper electrified?                 Yes     No

Scale ( ) 1"             1/2"             1/4"             1/144"            ] Other \_\_\_\_\_

Length \_\_\_\_\_ Height \_\_\_\_\_ Width \_\_\_\_\_



# Mini Swap



For those of you who are new to the idea of a mini swap, it is an activity in which you swap miniatures that you have made for those that others have made. First, you must decide in which scale to participate. You may participate in more than one scale, but only once in each scale. If you wish to join in the fun, please complete this form and return it by mail by **May 9, 2016**. When you are thinking about a swap item please consider our convention theme, "Welcome to My Garden."

When you come to the Houseparty, bring 21 identical items with you labeled with your name, address and e-mail. These should be completed items (no kits or printies please) and should be something that everyone, including you, would be happy to receive. 20 of your swaps will be used in the Mini Swap and the remaining item will become part of a Houseparty Helper. Please pack each item in sealed clear containers or bags (to be able to see that all items are the same) as compactly as possible. We don't want anything to fall out during the swap.

Swap items will be received during registration hours only. Your swap items will be counted as you turn them in. In the end you will have 20 new items to take home!

When you receive your schedule at the Registration table, please pay careful attention to the times we will be accepting swaps as well as when you should return to claim your filled bag. No swaps will be mailed!!

If you are late turning in your items, you may miss the chance to participate. Please note that you may not turn in swaps for a friend. All participants must turn in their OWN swaps.

If you have questions, please contact the Swap Chairman:

**Joane Forsstrom (503) 644-7997 [jsforsstrom@gmail.com](mailto:jsforsstrom@gmail.com)**  
or co-chairman **Debbie Graham [memo3421@msn.com](mailto:memo3421@msn.com)**

Please *mail* or *email* your completed form by **May 9, 2016**, to:

**Joane Forsstrom  
12185 NW Big Fir Ct  
Portland, OR 97229-3909**

----- Please **do not** return this form to the NAME Office. Send to address above. -----

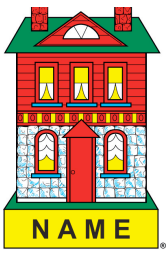
## MINI SWAP

Name \_\_\_\_\_ Email \_\_\_\_\_

Address \_\_\_\_\_ Phone (\_\_\_\_) \_\_\_\_\_

City \_\_\_\_\_ State \_\_\_\_ Zip \_\_\_\_\_ Cell: (\_\_\_\_) \_\_\_\_\_

Scale: 1" \_\_\_\_\_ 1/2" \_\_\_\_\_ 1/4" \_\_\_\_\_ 1/144" \_\_\_\_\_



# Roundtables

**Application Postmark Deadline: April 19, 2016**



We invite you to apply to teach a Roundtable Workshop at the NAME 2016 National Convention, *Welcome To My Garden?*. A Roundtable Workshop is a “make & take” project which, under your supervision, can be completed in 30 minutes or less and costs no more than \$5.00. Each kit is to include an Instruction Sheet with assembly instructions, a photograph of the completed kit and the instructor’s name, address, phone number and e-mail address for student follow-up if needed.

There will be a sale period for all Roundtable kits before the actual Roundtable Workshops begin. A block of time will be set aside in the schedule for you to teach. You will need a helper to sell your kits. The helper may continue selling kits during the workshop time so you can give your undivided attention & instruction to those that have purchased your kit & wish to work on it there. The prototype which you sent with the application will be on display in a locked display case prior to the scheduled Roundtable sales time. You will need a second completed sample to display during sales so customers can see what you are selling and then to show your students during the workshop time.

### **Important to remember:**

- **Roundtable instructor must be registered and present at the Convention or Houseparty to teach and sell the roundtable. Cancellation voids acceptance as a roundtable instructor.**
- **In the event you are unable to attend due to a last minute hospitalization or death of an immediate family member, you shall notify the NAME Office, the C/HP Chairman and the Roundtable Chairman if you wish to designate a registered attendee to sell the roundtable kit for you. The designated seller shall be knowledgeable, have all necessary supplies and be prepared to teach the kit. NAME will not be held liable for any money transacted during roundtable sales.**
- **The maximum cost of any roundtable shall not exceed \$5.**
- **A roundtable teacher may have one item offered in multiple scales or two separate but related items in one scale only.**
- **Roundtable Instructors shall not take orders when they run out of kits. If an instructor runs out of kits during roundtable sales, it is suggested that they take advantage of the Miniature Gazette Roundtable Option and inform their customers that information on ordering their kits will be in a future issue of the Gazette.**

Please consider donating your prototype and/or a kit to be placed with the other prototypes to become one of the Houseparty Helpers. If you are willing to do so, please check the appropriate box on the application form on back page. Your generosity is greatly appreciated.

*A finished prototype of the item(s) MUST accompany each application.*

*Your application and sample must be postmarked no later than April 19, 2016. Mail to:*

**Barbara Thornton-Hill  
13703 N. Bloomfield Rd.  
Nevada City, CA 95959  
(530) 265-5704 [bathca@gmail.com](mailto:bathca@gmail.com)**

*A fee of \$20 is required by NAME to teach any workshop. If your Roundtable submission is accepted, you will receive an agreement form from the NAME office to complete and return with that \$20 fee. Do not send money now!*

***Please do not return this form to the NAME Office.  
Send to address above.***

**\*\*Application is on the back\*\***

# 2016 National Convention Roundtable Instructor Application

Multiple applications are permitted but ONLY ONE SUBMISSION PER FORM PLEASE.  
Only one submission per person will be selected.

Name \_\_\_\_\_ E-mail \_\_\_\_\_

Address \_\_\_\_\_ Phone (\_\_\_\_) \_\_\_\_\_

City/State/Zip \_\_\_\_\_

Please check only ONE line below.

**I am applying to make/sell:**

\_\_\_\_\_ ONE single item/set with no variations (*sets can contain several pieces sold together such as a hat & coat set; sofa & chair set; or a set of dishes*)

Name of Kit \_\_\_\_\_ Scale: \_\_\_\_\_

\_\_\_\_\_ ONE single item/set in up to THREE different scales (*no variation of color or style permitted*).

Name of Kit \_\_\_\_\_  
Scales: \_\_\_ 1" \_\_\_ 1/2" \_\_\_ 1/4" \_\_\_ 1/144<sup>th</sup> \_\_\_ other

\_\_\_\_\_ ONE single item in TWO different colors **or** two different styles (*such as a toy in either a girl OR boy version; a shelf in either dark wood OR light wood; pansies in either blue OR yellow*)

Name of Kit \_\_\_\_\_  
Color/Styles: \_\_\_\_\_ OR \_\_\_\_\_ Scale: \_\_\_\_\_

\_\_\_\_\_ TWO items with similarly related themes (*such as a seagull OR pier pilings; a structure OR furniture for it; a shelf OR accessories to go on it*)

Name of Kit #1 \_\_\_\_\_  
Name of Kit #2 \_\_\_\_\_ Scale: \_\_\_\_\_

**Cost of Kit \$ \_\_\_\_\_ (\$5 or less)**

Does your Roundtable require any supplies not listed on the NAME "Basic Toolbox" list (in packet)? If so, please provide those items for a reasonable number of students during the Roundtable workshop time.

**If my roundtable is accepted:**

Yes, I wish to donate the prototype I am sending with this application to be used as part of the Houseparty Helper drawing.

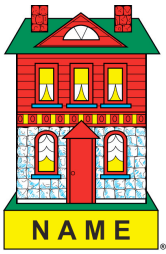
No, I will pick up the prototype after the Brunch on Sunday. (It will be held in Operations.)

Yes, I would like to donate a **kit** for a Houseparty Helper collection. (It will be picked up before roundtable sales.)

**If my roundtable is wait listed:**


Yes, I still wish to donate the prototype I am sending with this application to be used as part of the Houseparty Helper drawing.

No, I will pick up the prototype after the Brunch on Sunday. (It will be held in Operations.)



# MEGA Roundtables

**Application Postmark Deadline: April 19, 2016**



We invite you to apply to teach a Mega Roundtable Workshop at the NAME 2016 National Convention, *Welcome To My Garden?*. A Mega Roundtable Workshop is a “make & take” project which, under your supervision, can be completed in 2 hours or less and costs no more than \$10.00. Each kit is to include an Instruction Sheet with assembly instructions, a photograph of the completed kit and the instructor’s name, address, phone number and e-mail address for student follow-up if needed.

There will be a sale period for all Mega Roundtable kits before the actual Workshops begin. A block of time will be set aside in the schedule for you to teach. You will need a helper to sell your kits. The helper may continue selling kits during the workshop time so you can give your undivided attention & instruction to those that have purchased your kit & wish to work on it there. The prototype which you sent with the application will be on display in a locked display case prior to the scheduled Roundtable sales time. You will need a second completed sample to display during sales so customers can see what you are selling and then to show your students during the workshop time.

## **Important to remember:**

- **Mega roundtable instructor must be registered and present at the Convention or Houseparty to teach and sell the mega roundtable. Cancellation voids acceptance as a roundtable instructor.**
- **In the event you are unable to attend due to a last minute hospitalization or death of an immediate family member, you shall notify the NAME Office, the C/HP Chairman and the Mega Roundtable Chairman if you wish to designate a registered attendee to sell the mega roundtable kit for you. The designated seller shall be knowledgeable, have all necessary supplies and be prepared to teach the kit. NAME will not be held liable for any money transacted during mega roundtable sales.**
- **The maximum cost of any mega roundtable shall not exceed \$10.**
- **A mega roundtable teacher may have one item offered in multiple scales or two separate but related items in one scale only.**
- **Mega roundtable instructors shall not take orders when they run out of kits. If an instructor runs out of kits during mega roundtable sales, it is suggested that they take advantage of the Miniature Gazette Mega Roundtable Option and inform their customers that information on ordering their kits will be in a future issue of the Gazette.**

Please consider donating your prototype and/or a kit to be placed with the other prototypes to become one of the Houseparty Helpers. If you are willing to do so, please check the appropriate box on the application form on back page. Your generosity is greatly appreciated.

*A finished prototype of the item(s) MUST accompany each application.*

*Your application and sample must be postmarked no later than April 19, 2016. Mail to:*

**Barbara Thornton-Hill  
13703 N. Bloomfield Rd.  
Nevada City, CA 95959  
(530) 265-5704 [bathca@gmail.com](mailto:bathca@gmail.com)**

*A fee of \$20 is required by NAME to teach any workshop. If your Roundtable submission is accepted, you will receive an agreement form from the NAME office to complete and return with that \$20 fee. Do not send money now!*

***Please do not return this form to the NAME Office.  
Send to address above.***

**\*\*Application is on the back\*\***



# 2016 National Convention Mega Roundtable Instructor Application

**Multiple applications are permitted but ONLY ONE SUBMISSION PER FORM PLEASE.  
Only one submission per person will be selected.**

Name \_\_\_\_\_ E-mail \_\_\_\_\_

Address \_\_\_\_\_ Phone (\_\_\_\_) \_\_\_\_\_

City/State/Zip \_\_\_\_\_

**Please check only ONE line below.**

**I am applying to make/sell:**

\_\_\_\_\_ ONE single item/set with no variations (*sets can contain several pieces sold together such as a hat & coat set; sofa & chair set; or a set of dishes*)

Name of Kit \_\_\_\_\_ Scale: \_\_\_\_\_

\_\_\_\_\_ ONE single item/set in up to THREE different scales (*no variation of color or style permitted*).

Name of Kit \_\_\_\_\_

Scales: \_\_\_\_\_ 1" \_\_\_\_\_ 1/2" \_\_\_\_\_ 1/4" \_\_\_\_\_ 1/144<sup>th</sup> \_\_\_\_\_ other

\_\_\_\_\_ ONE single item in TWO different colors **or** two different styles (*such as a toy in either a girl OR boy version; a shelf in either dark wood OR light wood; pansies in either blue OR yellow*)

Name of Kit \_\_\_\_\_

Color/Styles: \_\_\_\_\_ OR \_\_\_\_\_ Scale: \_\_\_\_\_

\_\_\_\_\_ TWO items with similarly related themes (*such as a seagull OR pier pilings; a structure OR furniture for it; a shelf OR accessories to go on it*)

Name of Kit #1 \_\_\_\_\_

Name of Kit #2 \_\_\_\_\_ Scale: \_\_\_\_\_

**Cost of Kit \$ \_\_\_\_\_ (\$10 or less)**

Does your Mega Roundtable require any supplies not listed on the NAME "Basic Toolbox" list (in packet)? If so, please provide those items for a reasonable number of students during the Roundtable workshop time.

**If my mega roundtable is accepted:**

Yes, I wish to donate the prototype I am sending with this application to be used as part of the Houseparty Helper drawing.


No, I will pick up the prototype after the Brunch on Sunday. (It will be held in Operations.)

Yes, I would like to donate a **kit** for a Houseparty Helper collection. (It will be picked up before roundtable sales.)

**If my mega roundtable is wait listed:**

Yes, I still wish to donate the prototype I am sending with this application to be used as part of the Houseparty Helper drawing.

No, I will pick up the prototype after the Brunch on Sunday. (It will be held in Operations.)



# Auction



You've *bought* on EBay...You've *bought* on Craig's List...now *try* our NAME National Auction!!!

You are cordially invited to attend our Annual Auction to be held on Friday, July 22 at 8:30 PM. Come and see the unbelievable bargains fit for all budgets. You may find that special piece you've been looking for or you may find something you just can't live without. And of course, there will be a cash beverage bar for thirsty attendees.

You've *sold* on EBay...You've *sold* on Craig's List...now *contribute* to our NAME National Auction!!!

Please consider donating to our Auction. Check your collection for items you'd enjoy donating to our Auction. We need items in all price ranges and the proceeds benefit our beloved NAME. You may wish to donate something that you've made – now that would be really special! The more you donate the more successful our Auction will be!

Our Auction is sponsored by the Board of Trustees, benefits NAME, and supports the General Fund. The General Fund contributes to the many activities of the organization. Auction donors will receive an acknowledgement of the donation. Because NAME is a not-for-profit corporation, your donation may be tax deductible to the extent allowed by law. Please consult your tax advisor for details.

Please complete the form below and return to me no later than **May 9, 2016**

**Donna Jacques**  
2201 Richmond Street  
Santa Ana, CA 92705  
[djpenguins@aol.com](mailto:djpenguins@aol.com)

----- Please **do not** return this form to the NAME Office. Send it to the address above. -----

## ***Auction Donation Slip***

Name \_\_\_\_\_ Email \_\_\_\_\_

Address \_\_\_\_\_ Phone (\_\_\_\_) \_\_\_\_\_


City \_\_\_\_\_ State \_\_\_\_\_ Zip \_\_\_\_\_

Description of items(s) I will donate \_\_\_\_\_

\_\_\_\_\_  
\_\_\_\_\_


Estimated Value \$ \_\_\_\_\_

- I will bring the items(s) to the Convention
- I will send the items(s) to Donna Jacques to arrive prior to June 30, 2016.



# Home Improvement Seminars

## (Tips and Tricks)



Have you ever wanted to do something and just can't figure it out? You know, sometimes you just need to ask an expert. We have lined up a group of experts who are willing to share their ideas and techniques. The events are **free**, bring your camera, notebook and pen and join us for the Home Improvement Seminars to learn new techniques and ideas for working with miniatures in a variety of scales.

### Friday, July 22<sup>nd</sup> Seminars

**12:00 PM – 12:30 PM**

#### **Marvelous, Magical, 3D Printer - by Janet Smith**

Have you seen what this wonderful invention can do? Janet will set up her machine in a convenient location for demonstration purposes. Stop by and see the machine print an actual miniature.

Did you see Janet's Fair food from Madison? Just like magic. Think outside the box while this creative lady shows her stuff. The demonstration will include a question and answer session. Be prepared to be amazed.

**12:35 PM – 1:05 PM**

#### **Tools Seminar – by Luci Hansen**

Tools are needed for all phases of our mini-making. Hand tools and glue tools. Sometimes they are not there when we need them. So what's a girl (or guy) to do???

Join Luci as she shares her ideas and creations of "Tools in a pinch" and take home one of her creations. She will share how she developed makeshift tools, replacement tools and some tools that you might find helpful.

A lifelong "tool junkie", she has created the toolbox for flying, one for workshops, one for the craft table and even one that looks nice enough to put on your desk.

**1:10 PM – 1:40 PM**

#### **Creating Realism in Quarter Scale – by Sue Herber**

Quarter scale has become more popular than ever. Sue, our own Queen of Teeny, will share with us those wonderful tricks to bring realism to our own smaller scales.

Sue specializes in quarter scale and smaller.....way smaller; think a dollhouse for a quarter scale dollhouse. She will tell us some of the things she has learned in her career and travels.

**(Continued)**

## **Saturday, July 23<sup>rd</sup> Seminars**

**12:00 PM – 12:30 PM**

### **Candy is Not Just for Holidays – by Carl Bronsdon**

Carl, a home town boy, is a FIMO artist extraordinaire. Carl will share with us techniques for wonderful candy making. Sweets and treats, not just for holidays, but every day. Carl makes realistic 1” scale candy canes, pumpkins, bunnies, lollypops, gingerbread men, and cotton candy in candy boxes, baskets and trays. Ask Carl about the history of candy and he can tell you that too. Remember, even though his candy looks scrumptious, FIMO is not edible.

**12:45 PM – 1:15 PM**


### **Taking Great Pictures of Your Miniatures – by Dan Stewart**

Did you ever create something just wonderful that you sold or gave as a gift and realize you don't have pictures of it? Well quit photographing your thumb and listen to Dan Stewart tell us how to make great photos of our miniatures. Dan will give us tips and techniques for creating our own web quality pictures.

Check out Dan and Ruth's web site at Stewart's Miniature Creations to see his excellent pictures of Ruth's cakes and other delights.



# Souvenir Book



**NOTE: Souvenir books will be given out at registration.**

An ad in the 2016 Name Convention Souvenir Book is a wonderful opportunity to advertise your business, recognize your club, or give a special message to someone. The Souvenir Book will reach all registrants at the 2016 NAME convention in Seattle, WA. Many attendees save their books for use after the convention, not only to savor memories but as a *resource guide* to dealers and supporters.

### Ad Rates and Sizes:

	Black & White		Black & White	
Full Page	7" x 9.75"	\$60	Quarter Page	3.5" x 4.75" \$25
Half Page	7" x 4.75"	\$40	Business Card	3.5" x 2" \$15

Only black & white or grayscale ads offered

- Ad must be camera ready (submitted in a JPG format if submitting digitally). **\*\*preferred**
- Do not fold, staple or paper clip hard copy ads that are mailed.
- Ad must be received by **May 9, 2016**.

Ad may be submitted in digital format to **Jean Lierman** at: [tojean@frontier.com](mailto:tojean@frontier.com)

To reserve your space, send **ad, payment, and contract** by **May 9, 2016** to:

**Jean Lierman**  
**2767 NW Pinot Noir Drive**  
**McMinnville, OR 97128**  
[tojean@frontier.com](mailto:tojean@frontier.com)  
**503-472-2054**

----- Please **DO NOT** return this form to the NAME Office. Send to address above. -----

### 2016 Souvenir Book Advertising Contract

**METHOD OF PAYMENT:**  Check  Money Order (payable to: **NAME National 2016**)

Name \_\_\_\_\_ Email \_\_\_\_\_

Address \_\_\_\_\_ Phone (\_\_\_\_) \_\_\_\_\_

City \_\_\_\_\_ State \_\_\_\_\_ Zip \_\_\_\_\_

**Total Amount Enclosed: \$** \_\_\_\_\_


Please indicate ad size: **Black & White**  Full Page \$60 ·  Half Page \$40 ·  Quarter Page \$25 ·  Business Card \$15

**\*\*No color ads offered this year – only black & white or grayscale**



# Souvenir Book

## “Thinking of you” Flowers



Flowers have special meanings and you can send a “special meaning flower” gift via the Souvenir Book. “Gifts” can be used as tributes; or as a thank you to someone special. Or, to remember a lost friend. Flowers are so special and such a lovely gift!!



The iris's mythology dates back to Ancient Greece, when the goddess Iris, who personified

the rainbow (the Greek word for iris), acted as the link between heaven and earth. It's said that purple irises were planted over the graves of women to summon the goddess Iris to guide them in their journey to heaven. **#1**



A bouquet of hydrangea expresses the giver's gratefulness for the

recipient's understanding. Still others suggest it represents anything that's sincerely heartfelt. Despite this variation in flower meaning, there appears to be an overwhelming consensus that this flower possesses enduring grace and beauty. **#2**



A gift of daffodils is said to ensure happiness. But always remember to present

daffodils in a bunch –legends associates this cheerful flower with good fortune. **#3**



White lilies symbolize virtue . Other varieties such as Peruvian lilies, or

alstroemeria, represent friendship and devotion, white stargazer lilies express sympathy and pink stargazer lilies represent wealth and prosperity. **#4**

----- Please **DO NOT** return this form to the NAME Office. Send it to the address above. -----

### 2016 Souvenir Book “Special Meaning” Flower Gift

\$5 per Flower Gift. If you have more than 2 gifts, use back of form.

To reserve your space, send **payment, and contract** by **May 9<sup>th</sup>, 2016 to:**

**Jean Lierman**

**2767 NW Pinot Noir Drive, McMinnville, OR 97128**

If you have questions, you may contact **Jean at 503-472-2054 or [tojean@frontier.com](mailto:tojean@frontier.com)**

**METHOD OF PAYMENT:**  Check  Money Order (payable to: **NAME National 2016**)

**One Name Per Flower Please – Please print clearly**

Flower # \_\_\_\_\_ To be given to \_\_\_\_\_

Flower # \_\_\_\_\_ To be given to \_\_\_\_\_

Name \_\_\_\_\_ Email \_\_\_\_\_

Address \_\_\_\_\_ Phone (\_\_\_\_\_) \_\_\_\_\_

City \_\_\_\_\_ State \_\_\_\_\_ Zip \_\_\_\_\_

Total amount enclosed: \_\_\_\_\_



# Basic Toolbox List



Here is a list of items you may want to include in your basic toolbox. This is only a suggested list - there may be additional items you want to add or some you may not want to include at all. However, these are generally the things an instructor will expect you to have with you. If you need specific tools beyond this list, your instructor should let you know in advance. Your tool box will evolve over time and reflect your personality as you make your miniature creations.

X-acto knife with #11 blades	Sandpaper (medium/fine)	Small cutting mat
Small notebook and pencils	Needle nose pliers	Paint brushes- various sizes & styles
2 pair scissors (paper & fabric)	Masking tape	Small spring clamps
12" and 6" cork-backed rulers	Tacky Glue	Fine point tweezers
Toothpicks	Emery Boards	Glue spreader/old hotel keycards

**You may wish to bring a work light and extension cord as hotel lighting isn't always the best for Miniaturing.**

**Bring a camera to take pictures of instructor samples and special setups/tools used.**

**Below are additional supplies that you may find are helpful to have:**



Steel wool 0000	Rubber gloves	Mouse pad
Wire cutters	Wood glue	Small screw drivers
Pin vise and drill bits	Cement for plastic	Container(s) for project
Utility knife	Plastic "zip" bags	Pins, needles, thread
Super glue	1" foam brush	Wax paper
Squaring jig or Legos	Damp cloth or wipes	Small bar clamps
Small T-square or right angle	Q-tips	Miter box & saw or a chopper
Band-Aids	Ball stylus	Black "Sharpie" marker

## BASIC SKILLS

These are considered the basic skills necessary for a productive, enjoyable workshop experience:

- 1. Use basic tools confidently**
- 2. Cut accurately with an X-acto knife**
- 3. Read rulers and mark lengths accurately**
- 4. Have knowledge of basic glues and how to apply them**
- 5. Know how to paint smoothly**

When asked to list the skills needed beyond the basic ones, most instructors reply that they would be more than prepared to teach whatever their students do not know how to do. What they would like students to have are some "Opens" – open minds, open hearts, open eyes, open ears and an open -----



# Tote Bags

Welcome to My Garden.... Help us with our Gardening by making some garden related items to share with everyone at the Seattle Convention. It's time to get those seeds growing.... there are lots of things that we need for our mini gardens.

Tote Bag favors are small, inexpensive, well-crafted gifts donated by clubs or individuals and given to each registrant. We will be filling 400 Tote Bags. We realize that not everyone will be able to donate 400 items, but we would appreciate a minimum of 100 of any one favor. Though this form should be mailed by May 9, 2016, you should plan for your favors to arrive at my address no later than June 1, 2016. This will allow us time to fill the bags.

Please feel free to use your own ideas for favors. Here a few ideas to get you started.

- |                    |  |                          |
|--------------------|--|--------------------------|
| Plants             | Weeds                                      | Bee skeps                |
| Pots               | Flowers                                    | Bee hives                |
| Bird houses        | Bird nests                                 | Tool caddies             |
| Garden tools       | Garden signs                               | Decorative paving stones |
| Gloves             | Hats                                       | Watering can             |
| Seed packets       | Critters                                   |                          |
| Yard art           | Gardening books                            |                          |
| Bird baths         | Gardening shoes or boots                   |                          |
| Squirrel feeders   | Hoses                                      |                          |
| Wagons             | Children's outdoor toys                    |                          |
| Athletic equipment | Picnic supplies                            |                          |
| Outdoor furniture  | Yard chemicals (slug bait, fertilizer etc) |                          |

To receive recognition in the souvenir book and to let us know you intend to participate, please complete and return the form below by May 9, 2016 to:

Lani Saunders  
 675 Barbary Pl.  
 Gladstone, OR 97027  
 503-654-7376  
[Lanjim442@comcast.net](mailto:Lanjim442@comcast.net)

----- Please DO NOT send this form to the NAME office. **SEND TO THE ADDRESS ABOVE** -----

## TOTE BAG FAVORS

Name \_\_\_\_\_ E-mail \_\_\_\_\_

Address \_\_\_\_\_ Phone (\_\_\_\_) \_\_\_\_\_

City \_\_\_\_\_ State \_\_\_\_\_ Zip \_\_\_\_\_


Description of Favor \_\_\_\_\_ Quantity \_\_\_\_\_

**Thank you for sharing your time and talent. Favors need to be at Lani's home by June 1, 2016.**





# Area Attractions



The easiest way to go sightseeing in Seattle is to take the hotel shuttle back to the airport and take the train into the city. Hotel provides free 24 hour shuttle service to and from the airport. Busses in the downtown area are free. Just hop on and off at will. Parking is expensive downtown and this is easy. We will have a variety of brochures on activities in the area for those wishing to see the sights. There is Seattle Center with the Space Needle (a great lookout on a clear day), the Experience Music Project (Paul Allen's museum of rock), and the Science Center, the waterfront and its ferry boats, Pike Market (famous for its fresh fish and produce in the heart of the city), and Pioneer Square and its underground tour.

If you want to go to some of the area's wineries, Mt. Rainier, or the Woodland Park Zoo, you may need your own transportation.

## Mileage to Some Popular Destinations:

Seattle Center:	15 Miles		
Featuring: Pacific Science Center, Monorail, Opera House, Flag Pavilion, Monorail, Space Needle, Children's Museum, Experience Music Project			
Seattle Waterfront:	15 Miles		
Featuring: Aquarium, Argosy Cruises, Bell Harbor, Convention Center, Tillicum Village, Spirit of Seattle Cruises, Trolley, Victoria Clipper, WA State Ferries, Food, Shopping, etc.			
Downtown Seattle:	15 Miles		
Featuring: Art Museum, City Center Mall, Gameworks, Paramount Theatre, Pike Place Market, Pioneer Square, Underground Tour, WA State Convention Center, WA State Stadium & Exhibition Center, Key Arena, Seahawks Stadium, Safeco Field			
Boeing Field Airport	7 Miles	Museum of Doll Art	20 Miles
Canadian Border (Vancouver, BC)	150 Miles	Museum of Flight	7 Miles
Downtown Tacoma	17 Miles	Naval Undersea Museum	70 Miles
Seattle Amtrak Station	10 Miles	NW Railway Museum	32 Miles
Tacoma Amtrak Station	17 Miles	NW Trek Wildlife Park	50 Miles
5th Avenue Theatre	12 Miles	Ocean Beaches	100 Miles
Ballard Locks/Salmon Ladder	20 Miles	Olympic National Forest	70 Miles
King County Aquatic Center	13 Miles	Snoqualmie Falls	32 Miles
Marymoor Park	35 Miles	Wild Waves & Enchanted Village	10 Miles
Mt. Rainier	87 Miles	Woodland Park Zoo	30 Miles
Mt. St. Helens	120 Miles		

## **WINERIES & BREWERIES**

Chateau St. Michelle Winery 40 Miles  
 Columbia Winery 40 Miles  
 Hale's Brewery and Pub 15 Miles  
 The Pike Pub and Brewery 15 Miles  
 Pyramid Breweries 15 Miles

Snoqualmie Winery 40 Miles  
 Thomas Kemper Brewery 45 Miles

## **COMPANIES**

Boeing 10 Miles  
 Flight Safety 5 Miles  
 Microsoft 35 Miles  
 Weyerhaeuser 10 Miles

## **SHOPPING**

IKEA (Southcenter) 4 Miles  
 Super Mall of the Great Northwest 10 Miles  
 The Commons at Federal Way 8 Miles  
 Westfield Southcenter 3 Miles

## **PUBLIC GOLF FACILITIES**

Elk Run (Maple Valley) 15 Miles  
Foster Golf (Southcenter) 6 Miles  
Gold Mountain (Belfair) 42 Miles  
McCormick Woods (Port Orchard) 40 Miles  
North Shore (Federal Way) 15 Miles  
Riverbend (Kent) 5 Miles  
Tyee Golf Course 1 Miles

## **SPORTS**

Emerald Downs (Horse Racing) 12 Miles  
CenturyLink Field – (Seahawks)  
(formerly Qwest Field) 15 Miles  
Safeco Field (Mariners) 15 Miles  
Seattle Center Ice Arena (Thunderbirds) 15 Miles  
Seattle International Raceway 25 Miles  
Tacoma Dome 17 Miles

## **RESTAURANTS:**

### **Walking distance:**

13 Coins (Open 24 hours)  
Dave's Diner  
Denny's Diner  
Gregory's Bar & Grill West Coast  
Jack in the Box

### **Southcenter:**

Applebee's Neighborhood Grill 2 Miles  
Azteca Mexican Restaurant 2 Miles  
Bahama Breeze 2 Miles  
California Pizza Kitchen 2 Miles  
Claim Jumper 2 Miles  
Cheesecake Factory 2 Miles  
Famous Dave's Barbeque 2 Miles

### **Doubletree Hotel Seattle Airport Restaurants:**

Coffee Garden  
Seaports

### **Hilton Seattle Airport Restaurant:**

Spencer's for Steaks & Chops

## **MORE SEATTLE INFORMATION**

[www.experiencewa.com](http://www.experiencewa.com)

[www.seattleattractions.com](http://www.seattleattractions.com)

Seattle-King County Convention & Visitors Bureau:  
(206) 461 – 5800 or [www.visitseattle](http://www.visitseattle).

## **CASINOS**


Drift on Inn Roadhouse (Seattle) 30 Miles  
Emerald Queen (Tacoma) 15 Miles  
Freddie's Club (Renton) 5 Miles  
Harrah's Skagit Valley 70 Miles  
Muckleshoot (Auburn Area) 15 Miles  
Suquamish Clearwater (Bainbridge) 40 Miles

## **MILITARY**


Bangor Navy Base (Silverdale) 45 Miles  
Everett Naval Station (Everett) 40 Miles  
Fort Lewis Army Base (Tacoma) 33 Miles  
McChord Air Force Base (Tacoma) 30 Miles

Sharp's Roaster  
Silver Dollar Casino  
Taco Bell  
Mango Thai  
L & L BBQ

Olive Garden 2 Miles  
Rain Forest Café (Westfield Shoppingtown)  
2 Miles  
Red Robin 2 Miles  
Sbarro (Westfield Shoppingtown) 2 Miles  
Simply Thai 2 Miles  
Stanford's 2 Miles  
Sizzler 2 Miles



# Hotel Information



We are delighted that you want to join us in Seattle. To make your reservations, please call the DoubleTree Seattle SeaTac directly at [\(206\) 246-8600](tel:2062468600) and ask to be directed to Reservations.

If you are unable to get a room at the convention rate of \$139 for Sunday July 17 – 20 due to the pre-convention block of rooms being full, please use your AAA, AARP, or any other discount service you may have to get a reduced rate. We are very sorry for any inconvenience this may cause. Unfortunately we have had a higher demand for pre-convention rooms than we anticipated.

## **DoubleTree by Hilton Seattle Airport**

18740 International Blvd

Seattle, WA 98188

1-206-246-8600

Ask to be directed to Reservations

**NAME Convention rate is \$139 per night.**

### **Shuttle info:**

Complimentary shuttles run 24-hours a day leaving every 20 minutes from the hotel at the top of every hour.

To get to Ground Transportation from Baggage Claim, go up one level to any of the Sky Bridges, cross over the road and take an escalator or elevator down one level to Ground Transportation. Shuttles pick up from Island 1 or Island 3. Do not stand at Island 2 as they will not stop.

If for any reason you do need to contact the hotel from the airport, visit any one of the Hotel Information Islands scatter throughout Baggage Claim and dial extension #85 from the courtesy phone. This will connect you directly with the hotel.

### **\*\*Driving Directions on Back**

# Directions to the Doubletree Hotel

18740 International Blvd

Seattle, WA 98188

## **From Seattle/Tacoma International Airport:**

- Follow signs to Highway 99/International Boulevard.
- Turn right onto International Boulevard.
- Turn Left at first light (188<sup>th</sup> Street) into the Doubletree Hotel parking lot.

## **From I-5 North or South:**

- Take exit #152 (188<sup>th</sup> Street/Orillia Road).
- The Doubletree Hotel is located 1 mile west of I-5, on the right hand corner of 188th and International Blvd.

## **From I-405 South:**

- Follow I-405 to the I-5 interchange.
- Follow I-5 South, exit #152 (188<sup>th</sup> Orillia Road).
- The Doubletree Hotel is located 1 mile West of I-5 on the right-hand corner of 188<sup>th</sup> and International Boulevard.