


The Official Publication of the National Association of Miniature Enthusiasts

# Miniature Gazette

Vol. 44, No. 2 • November/December 2015  
miniatures.org



NAME  
\$5.95 US

*Only through sharing can we really enjoy our treasures*

---

# NAME Fundraiser

## 2015 Virginia State Day Peddler Doll and Accessories

Donated by the Virginia  
State Day Committee

Includes:

- Peddler Doll with base
- Accessories
- Tote bag of 25+ favors
- Three souvenirs



Fill Out Your Coupons • Send coupons and donation to:  
NAME Fundraiser, PO Box 69, Carmel, IN 46082

**Drawing: January 22, 2016**

The winner need not be present to win. • Coupons may be reproduced as many times as desired.  
Must be a NAME member.

---

# Columbus Miniature Society at the Ohio State Fair

By Carol Deime, Columbus Miniature Society, Club President

Camper was designed and built by me, Carol Deime. Our show theme last November was Vacations and after thinking about it this is what I came up with for my exhibit. I was encouraged but fellow members to enter it in the Fair. I won a First place in "Other Structures" category. Also I won a Commissioners Award and on my last day when I went in to help with our project for the kids to participate, I found I had won the Peoples Choice Award. I designed it by going on the internet and go the measurements of a real life size one and then did the math to get it to out size. I have seen other mini campers but never a popup.

The Teepee exhibit is by our member, Ellie Smith. She does beautiful work and likes to do historical exhibits. It is very informative and interesting. She won a first place as well.



Popup Camper by Carol Deime



Bird Houses by Kathy Deardurff

Kathy Deardurff has won many awards before. She does outstanding work. This one was bird houses So nice. She won a second place ribbon. And in the meantime she also attended national in Indianapolis.

We have enjoyed our workshops with the kids that come to the State Fair for the last four years.



Teepee by Ellie Smith

## THE TIPI

The tipi (tepee) of the North American Plains Indians was masterfully engineered to create a practical comfortable lodge.

The Sioux word for tipi means *used to live in*. (ti—meaning *to dwell*, pi—meaning *used for*) The well-lighted and spacious tipi was cozy in winter and cool in summer. Its tilted cone with smoke flaps allowed ventilation for excessive heat or fire smoke. It could withstand high winds and heavy rain.

Depicted here is a family-size tipi. A council tipi, was large enough to hold 35 to 40 people. The construction and maintenance of the tipi was entirely delegated to women. They prepared tall young trees for poles and scraped, tanned and sewed about 12 bison hides for the cover. When it was time to move on to better hunting grounds, the lodge was rapidly dismantled, hauled on travois and erected on the new location. It is recorded that two women could erect a tipi in 15 minutes.



The men's role was that of hunters and warriors.

The bison was a major natural resource for the Great Plains Indians. It supplied hides for clothing and tipi covers sinew for ropes, horns and bones for tools and utensils and, of course, food for survival. As a by product, the bison even supplied "buffalo chips" for fire fuel.

The construction of the tipi playhouse not only served as a source of amusement and pleasure for the children, but as an instructional tool for girls. It prepared girls for the responsibility of constructing their own tipis as adults. Tipi covers no longer suitable for covers were used for children's tipis and clothing.

••• Coupons may be reproduced as many times as desired. •••

**NAME FUNDRAISER • \$1.00 Contribution**  
Send to NAME FUNDRAISER, PO Box 69, Carmel, IN 46082

**Virginia State Day  
Peddler Doll and Accessories**

Name \_\_\_\_\_

Street \_\_\_\_\_

City/State/Zip \_\_\_\_\_

**Drawing January 22, 2016**  
Winner need not be present to win. No purchase necessary. Void in states where prohibited by law.  
Must be a NAME member.

**NAME FUNDRAISER • \$1.00 Contribution**  
Send to NAME FUNDRAISER, PO Box 69, Carmel, IN 46082

**Virginia State Day  
Peddler Doll and Accessories**

Name \_\_\_\_\_

Street \_\_\_\_\_

City/State/Zip \_\_\_\_\_

**Drawing January 22, 2016**  
Winner need not be present to win. No purchase necessary. Void in states where prohibited by law.  
Must be a NAME member.

**NAME FUNDRAISER • \$1.00 Contribution**  
Send to NAME FUNDRAISER, PO Box 69, Carmel, IN 46082

**Virginia State Day  
Peddler Doll and Accessories**

Name \_\_\_\_\_

Street \_\_\_\_\_

City/State/Zip \_\_\_\_\_

**Drawing January 22, 2016**  
Winner need not be present to win. No purchase necessary. Void in states where prohibited by law.  
Must be a NAME member.

**NAME FUNDRAISER • \$1.00 Contribution**  
Send to NAME FUNDRAISER, PO Box 69, Carmel, IN 46082

**Virginia State Day  
Peddler Doll and Accessories**

Name \_\_\_\_\_

Street \_\_\_\_\_

City/State/Zip \_\_\_\_\_

**Drawing January 22, 2016**  
Winner need not be present to win. No purchase necessary. Void in states where prohibited by law.  
Must be a NAME member.

**NAME FUNDRAISER • \$1.00 Contribution**  
Send to NAME FUNDRAISER, PO Box 69, Carmel, IN 46082

**Virginia State Day  
Peddler Doll and Accessories**

Name \_\_\_\_\_

Street \_\_\_\_\_

City/State/Zip \_\_\_\_\_

**Drawing January 22, 2016**  
Winner need not be present to win. No purchase necessary. Void in states where prohibited by law.  
Must be a NAME member.

**NAME FUNDRAISER • \$1.00 Contribution**  
Send to NAME FUNDRAISER, PO Box 69, Carmel, IN 46082

**Virginia State Day  
Peddler Doll and Accessories**

Name \_\_\_\_\_

Street \_\_\_\_\_

City/State/Zip \_\_\_\_\_

**Drawing January 22, 2016**  
Winner need not be present to win. No purchase necessary. Void in states where prohibited by law.  
Must be a NAME member.

**NAME FUNDRAISER • \$1.00 Contribution**  
Send to NAME FUNDRAISER, PO Box 69, Carmel, IN 46082

**Virginia State Day  
Peddler Doll and Accessories**

Name \_\_\_\_\_

Street \_\_\_\_\_

City/State/Zip \_\_\_\_\_

**Drawing January 22, 2016**  
Winner need not be present to win. No purchase necessary. Void in states where prohibited by law.  
Must be a NAME member.

**NAME FUNDRAISER • \$1.00 Contribution**  
Send to NAME FUNDRAISER, PO Box 69, Carmel, IN 46082

**Virginia State Day  
Peddler Doll and Accessories**

Name \_\_\_\_\_

Street \_\_\_\_\_

City/State/Zip \_\_\_\_\_

**Drawing January 22, 2016**  
Winner need not be present to win. No purchase necessary. Void in states where prohibited by law.  
Must be a NAME member.

**NAME FUNDRAISER • \$1.00 Contribution**  
Send to NAME FUNDRAISER, PO Box 69, Carmel, IN 46082

**Virginia State Day  
Peddler Doll and Accessories**

Name \_\_\_\_\_

Street \_\_\_\_\_

City/State/Zip \_\_\_\_\_

**Drawing January 22, 2016**  
Winner need not be present to win. No purchase necessary. Void in states where prohibited by law.  
Must be a NAME member.

**NAME FUNDRAISER • \$1.00 Contribution**  
Send to NAME FUNDRAISER, PO Box 69, Carmel, IN 46082

**Virginia State Day  
Peddler Doll and Accessories**

Name \_\_\_\_\_

Street \_\_\_\_\_

City/State/Zip \_\_\_\_\_

**Drawing January 22, 2016**  
Winner need not be present to win. No purchase necessary. Void in states where prohibited by law.  
Must be a NAME member.


# NAME Fundraiser

2015 Virginia State Day  
Peddler Doll and Accessories

Donated by the Virginia State Day Committee

# • REGISTRATION FORM •

One person registering per form • This form may be duplicated • Registration is NOT transferable



## SEATTLE, WASHINGTON 2016 NATIONAL CONVENTION

### Welcome to My Garden July 21-24, 2016

**Registration Opens - January 29, 2016\***

**Cancellation Deadline - June 3, 2016**

**Registration Fee \$245**



<i>For Office Use Only</i>	
Region _____	
Member Year _____	
Registration # _____	

**\*You may mail your registration form between December 30, 2015 – January 29, 2016 for it to be considered first day postmarked (NO EARLIER).**

Name \_\_\_\_\_

Street \_\_\_\_\_

City \_\_\_\_\_ State \_\_\_\_\_ Zip \_\_\_\_\_

Telephone (     ) \_\_\_\_\_ Cell \_\_\_\_\_

E-mail \_\_\_\_\_

Name as you would like it on your badge \_\_\_\_\_

*The entire packet will be available to view and download from the NAME website: [www.miniatures.org](http://www.miniatures.org)*

- Will you still need a paper packet mailed to you?  Yes  No
- Have you ever attended a NAME Convention OR Houseparty?  Yes  No
- Do you require vegetarian or modified meals?  Yes  No  
 If yes, please specify here:  Vegetarian  Other: \_\_\_\_\_  
*Please include only **medically** necessary restrictions or modifications.*
- Do you have mobility issues (for meal & workshop purposes)?  Yes  No  
 If yes,  Need wheelchair access  Need scooter access  Use a walker
- If under the age of 18, please list your age and accompanying adult: \_\_\_\_\_


*Spaces will be filled on a first come, first served basis according to valid postmark. If there are more registrations received with first day postmarks than there is room for, those with the longest length of continuous membership will be given preference. Specific information on workshops, roundtables and special events will accompany registration confirmation.*

**Check the NAME website: [www.miniatures.org](http://www.miniatures.org) for further updates!**

If you wish to charge your registration you must complete the following:		<input type="checkbox"/>		<input type="checkbox"/>	
Name on Card _____					
Account Number _____					Expiration _____
Signature _____					

Please make checks payable to: **NAME 2016 National Convention** and send to:  
 NAME 2016 National Convention Registration, PO Box 69, Carmel, IN 46082

**No refunds issued after June 3, 2016 • Cancellation fee \$40 • NO TELEPHONE REGISTRATIONS**



**SEATTLE, WASHINGTON**  
**2016 NATIONAL CONVENTION**  
*Welcome to My Garden*  
**July 21-24, 2016**

# Achievement in Miniatures (AIM) Program/Pin



Don't be left out in 2015. The AIM program (ACHIEVEMENT IN MINIATURES) is designed so that everyone who is a member of NAME can participate. You don't have to be a member of a club. You don't have to be an artisan. You don't need a big budget for your hobby, and you don't have to own a huge miniature collection. The program is the same whether you are a newcomer or an old hand at miniatures. It's easy! Just keep track of your points during the year, fill out the form showing that you've accumulated a total of at least 100 points and mail the form to the NAME office by January 31, 2016. All the points can be in one category, such as crafting, or they can be spread over all three categories. In recognition of your achievement, your beautiful cloisonné 2015 AIM pin will be mailed to you in April, 2016.

To encourage spreading the news about the benefits of belonging to NAME, the special 100 points for recruiting a new NAME member is being continued in 2016. Remember, your participation is strictly voluntary. The cost to you is just \$5.00 to cover manufacturing and shipping to you. If you elect to forgo the AIM pin, your name will still be printed in the *Gazette* and you will still receive your certificate. You are "on your honor" when filling out the form. Have fun!

*100 points earned between January 1 and December 31, 2015 are required to earn a 2015 AIM pin*

## CRAFTING

- |   |                    |       |
|---|--------------------|-------|
| 1. Built piece of furniture or accessory from kit     | 5 points / max 25  | _____ |
| 2. Built piece of furniture or accessory from scratch | 8 points / max 40  | _____ |
| 3. Completed room box, vignette, or scene             | 15 points / max 45 | _____ |
| 4. Completed dollhouse                                | 30 points / max 60 | _____ |
| 5. Completed miniature doll                           | 5 points / max 20  | _____ |
| 6. Participated in class or workshop as a student     | 5 points / max 20  | _____ |

## NAME PARTICIPATION

- |  |                    |       |
|--|--------------------|-------|
| 1. Each year of continuous NAME membership                 | 2 points / max 20  | _____ |
| <b>2. Recruited a new NAME member</b>                      | <b>100 points</b>  | _____ |
| 3. Organized a NAME club                                   | 30 points / max 60 | _____ |
| 4. Attended a Regional Houseparty                          | 15 points / max 30 | _____ |
| 5. Attended annual National Convention                     | 20 points / max 20 | _____ |
| 6. Cast ballot in NAME's election of officers (even years) | 5 points / max 5   | _____ |
| 7. Attended a NAME day event                               | 10 points / max 10 | _____ |
| 8. Participated in an Online Houseparty                    | 20 points / max 20 | _____ |

## SERVICE

- |  |                    |       |
|--|--------------------|-------|
| 1. Spoke to students, seniors, or other groups   | 10 points / max 30 | _____ |
| 2. Participated in exhibits  | 15 points / max 30 | _____ |
| 3. Served as NAME club officer; held National, State, or Regional office; or served as a Houseparty Steering Committee Chair | 20 points / max 20 | _____ |
| 4. Taught a workshop   | 15 points / max 45 | _____ |
| 5. Submitted an article and/or photos for the <i>Miniature Gazette</i>   | 20 points / max 40 | _____ |
| 6. Supported NAME financially through tax-deductible contributions or gifts-in-kind  | 10 points / max 20 | _____ |

Name \_\_\_\_\_

Address \_\_\_\_\_

City/State/Zip \_\_\_\_\_

Phone \_\_\_\_\_

Email \_\_\_\_\_

\$5.00 Enclosed, send me a pin & certificate (*check payable to NAME*)

No pin, certificate only

**TOTAL AIM POINTS** \_\_\_\_\_

Mail it to: AIM Pin, c/o NAME  
PO Box 69, Carmel, IN 46082

***To qualify for your AIM pin,  
you must return this form by  
January 31, 2016***



ESTABLISHED 1972



# MINIATURE GAZETTE

Editor/Production - Dorothy A. Hansen

### Contributors

Karen Gibbs, *Raggedy Ann Shadow Box*  
Susan R. Shinn, *Dollar Store Treasures*  
Barbara Renken, *Mexican Tarahumara Chair*  
First State Mini Club, *Table*

© The Miniature Gazette, the acronym "NAME" and the distinctive house logo are all copyright 1982 and 2012 by the National Association of Miniature Enthusiasts. All rights reserved. No part of this publication, in whole or in part, may be reproduced in any manner whatsoever without the express written permission of the National Association of Miniature Enthusiasts.

Persons who submit articles published in the *Miniature Gazette* understand that copyright for said articles is transferred to the publication and become the exclusive property of NAME and/or the *Miniature Gazette* and may be distributed worldwide in any form of media by NAME.

THE *MINIATURE GAZETTE* (ISSN 1047-367X) is a semimonthly publication. Material published in the *Miniature Gazette* is contributed by individuals for the reading pleasure of NAME members. We are happy to review contributions of articles, reports, work projects and photos concerning miniature activities. Material accepted for publication becomes subject to whatever revisions are necessary to meet the space requirements and quality standards of the *Miniature Gazette*. NAME and the *Miniature Gazette* staff cannot be held responsible for determining originality of content or accuracy of information in articles submitted for publication. We take every care to prevent error and omission; however, we assume no liability for such, except to the extent of running the corrected information in the next issue.

Materials that are to be returned must be accompanied by a self-addressed envelope with sufficient return postage.

Send address changes to NAME, PO Box 69, Carmel, Indiana 46082.

NAME reserves the right to reject any advertising or articles that do not meet editorial standards. The appearance of ads in the *Miniature Gazette* does not denote endorsement of the advertisers by NAME.

On the Cover:  
My NAME Memories  
By Jean Ellsworth

See page 23

# Contents

Volume 44, Number 2

November/December 2015

## SPECIAL FEATURES

- 1 Virginia State Day Fundraiser Coupons
- 3 2016 National Convention Registration Form
- 5 Achievement in Miniatures Form
- 6 Membership Form - *This makes a great gift!*
- 8 Book Review
- 10 2015 Academy of Honor Recipients
- 12 2015 Mell Prescott Award
- 14 Seattle National Convention - *Previews*
- 14 2016 National Convention - *Chairman*
- 16 Greenville Small Scales Houseparty - *Previews*
- 16 2015 Small Scales Houseparty - *Chairman*
- 19 Garden State and Another World Club
- 20 Rescue Mission - *Vintage Dollhouse Upgrade*
- 21 NAME House and Online Centerpiece
- 21 Fall Lantern Display
- 22 Pizza Barn
- 22 What's Cookin'? - *Chef Tom Beagle*
- 23 My NAME Memories
- 26 New Mini Yoopers Club
- 27 The Mini Magic Craft Route
- 28 Mini Endeavors Club
- 30 Southern Arizona Miniature Enthusiast
- 35 Be a Grease Monkey for NAME
- 35 Clubs Celebrating a Five Year Anniversary
- 36 Going Bunkers - *NAME Day 2016*
- 36 2016 NAME Day Cutter Guidelines
- 37 2016 NAME Day Guidelines
- 38 NAME Blue Ribbon Clubs

## WORK PROJECTS

- 17 Roundtable Treasures from Indianapolis
- 29 Paperdolls
- 30 Dollar Store Treasures
- 31 Vignette Inside Lighted Wreath

## DEPARTMENTS

- 9 From the President
- 13 Bulletin Board
- 15 Headlines - Houseparties & Conventions
- 15 State Days
- 33 Thank You
- 34 New and Returning Members
- 39 In Memory
- 40 Shop Directory
- 41 Regional Map
- 42 NAME's Business Partners
- 43 Calendar
- 44 Welcome New Clubs
- 44 Classified Ads
- 44 NAME Promoters
- 45 Regional & State Representatives
- 47 Merchandise Order Form

Inside Front Cover  
Fundraiser



Pages 17-19  
Roundtable Treasures



Pages 19, 26-30  
Club News



Pages 20-25  
Members Gallery



Pages 23-25  
NAME Memories



Inside Back Cover  
Ohio State Fair





## Editor's Notes Dorothy A. Hansen

I would love to see some photos of projects that you made while at a convention or houseparty. How are those barns coming along from the Madison house party (see page 21)? How about the Robin Betterley Café from Indianapolis?

Let's work on building our membership. The NAME membership form is on page 6 or on the NAME website. This makes a great gift, and your friends can think of you every time they receive a *Gazette*. Membership would be a nice way to thank someone for something they did, maybe a birthday gift, how about "just because you are you" gift or a Holiday gift? Be a Grease Monkey for NAME, see page 35.

Don't forget to send in your Achievement in Miniatures form (page 5), an easy way to get those points is to get a new member.

Wow! What a great fundraiser donated by the Virginia State Day committee (inside front cover), be sure and send in your coupons.

The registration form for the 2016 National Convention in Seattle is on page 3. Hope to see you there!

Our workproject is a wreath, wouldn't this be fun to make for different seasons? A great way to share our love of miniatures. Show us your creation.

The NAME 2015 Hallmark Ornament Contest deadline is coming up quick. The application deadline is November 15th. The application and more information was in the May/June issue of the *Gazette*.

*Dorothy*

Don't Forget! Send your pictures of your NAME Day 2015 project "Window Shopping" to Pat Frost, [frostpl@aol.com](mailto:frostpl@aol.com), for inclusion in a future *Gazette* article.


## Book Review

### Manhattan In Miniature

*A Mystery By Margaret Grace*

This ninth book in her Miniature series takes us to Manhattan at Christmas time. Gerry and granddaughter Maddie enjoy the sights, but also investigate a possible unsolved murder case while at the biggest craft show of the year, where they are demonstrating miniature magic to patrons and enjoying browsing the fair. While sleuthing, there are high spirits, mostly helpful New York City police, and good food and friends to share it with.

There are also several pages of tips for creating miniatures.



## Phone, Fax & Mail

**NAME National Headquarters**  
130 N. Rangeline Road, Carmel, IN 46032

**NAME Mailing Address:**  
PO Box 69, Carmel, IN 46082

**1-800-571-6263 or (317) 571-8094**  
**FAX: (317) 571-8105**

Email:

General questions: [name@miniatures.org](mailto:name@miniatures.org)

National Convention or Houseparties:  
[conventions@miniatures.org](mailto:conventions@miniatures.org)

Membership, Regional accounts or payments:  
[members@miniatures.org](mailto:members@miniatures.org)

Gazette Editor: [gazette@miniatures.org](mailto:gazette@miniatures.org)

**Website:** [www.miniatures.org](http://www.miniatures.org)

**Facebook:** [Facebook.com/NAMEMinis](https://www.facebook.com/NAMEMinis)

**Facebook Group:** [facebook.com/groups/291500559776/](https://www.facebook.com/groups/291500559776/)

NAME National Headquarters Office Hours  
8:30 a.m. to 5:00 p.m. Monday - Friday (Eastern Time)

NAME National Headquarters Museum Hours  
9:00 a.m. to 4:00 p.m. Monday - Friday



**NAME is proud to be:**

A Patron of the  
Museum of Miniature Houses in Carmel, IN

A Sponsor of The Denver Museum of  
Miniatures, Dolls and Toys

A Patron of the  
Toy and Miniature Museum of Kansas City

A member of IGMA  
International Guild of Miniature Artisans

A Carmel Arts & Design District  
Business Association member

A Patron of the Mini Time Museum in Tucson, Arizona

A member of CIMTA  
Cottage Industry Miniaturists Trade Association, Inc.

A Sponsor of  
Real Good Toys Dollhouse for a Cause program

A Supporting Member of the  
Miniature Museum of Greater St. Louis

# People & Policies

## 2015-2016 Board of Trustees

**Karen Barone, President**  
133 Rose Valley Road  
Pottstown, PA 19464  
561-596-6855  
president@miniatures.org

**Barbara Thornton-Hill**  
*1st Vice President/Long Range Planning*  
13703 No Bloomfield Road  
Nevada City, CA 95959  
530-265-5704  
1stvicepresident@miniatures.org

**Rebecca Lipscomb**  
*2nd Vice President/Membership*  
1910 Bella Vista Drive  
Chattanooga, TN 37421  
423-899-2444  
2ndvicepresident@miniatures.org

**Stan Boyd, Treasurer**  
2106 Hallmark Crt  
Wheaton, IL 60187  
630-752-9957  
treasurer@miniatures.org

**Marcia Kay Icenogle, Secretary**  
1116 N. Riley Avenue  
Indianapolis, IN 46201  
317-402-4999  
secretary@miniatures.org  
facebook@miniatures.org

**Bruce Steinke, Past President**  
9927 S. Falconview Drive  
Sandy, UT 95959  
801-572-6113  
pastpresident@miniatures.org

**Kim Wood, Fundraising Liaison**  
10569 Georgetown Ct  
Indianapolis, IN 46234  
317-502-6961  
fundraisingliaison@miniatures.org

**Leslie Swager, Club Liaison**  
PO Box 1090  
West Point, CA 95255  
209-293-4299  
clubliaison@miniatures.org

**Tom Walden, Technology**  
1361 Altamont Avenue NE  
Palm Bay, FL 32907  
321-728-9321  
technicalliaison@miniatures.org

**Amy Rauch**  
*Regional Coordinator Liaison*  
1043 Walton Pass, Evans, GA 30809  
706-228-7239  
rcliaison@miniatures.org

**Rhonda Keef**  
*Convention/Houseparty & Liaison*  
16 South Antigo Court  
Greer SC 29650  
housepartyliaison@miniatures.org

**Jan Skuppim, Member At Large**  
928 Laguna Lane  
Washington, UT 84780  
435-652-9746  
jskuppim@aol.com

## Board Committees

**Parliamentarian**  
Terri Reasor  
612 11th Avenue Apt 1A  
Huntington, WV 25701  
304-840-8001  
parliamentarian@miniatures.org

**Museum Chairman**  
Phil & Lynne Joehnk  
7240 Walnut Creek Drive  
West Chester, OH 45069

**Historian**  
Debbie Young  
11468 North Bloomfield Rd.  
Nevada City, CA 95959  
(530) 478-9658 • yngathrt@gv.net

**Academy of Honor Chairman**  
Shawn Betterley  
70 Wing Street, Bangor, ME 04401  
207-947-3963  
shawn@robinbetterley.com

**Founders Award Chairman**  
Amy Rauch • 706-228-7239  
Rauchfam@aol.com

**Special Events**  
Thuy Means • 316-210-1654  
SpecialEvents@miniatures.org

**NAME Webmaster**  
Dan Stewart  
webmaster@miniatures.org

**Estate Disposition Chairman**  
Jenn Swager  
estates@miniatures.org

## Copy and Ad Deadlines

January / February: October 1  
March / April: December 1  
May / June: February 1  
July / August: April 1  
September / October: June 1  
November / December: August 1

## Advertising Information

Request a rate card from the NAME office for color and black-and-white ad prices. A typesetting/design service is available. Classified ads are 65¢ per word. Abbreviations, initials, name and address are chargeable words.

## Membership Dues

Effective June 1, 2015

### Individual

1 Year: \$40  
2 Years: \$68  
3 Years: \$95

**Family Member** (Must reside at the same address as full member)

1 Year: \$14  
2 Years: \$23  
3 Years: \$34

### Youth Membership

1 Year: \$17  
2 Years: \$34  
3 Years: \$51

### Student Membership

Age 18-25 studying at a recognized college/university 1 Year: \$17

### Individual (Outside US)

1 Year: \$42 (U.S. Currency)  
2 Years: \$74 (U.S. Currency)  
3 Years: \$108 (U.S. Currency)

### Life Membership - \$750

**Shop Membership**  
\$50 per calendar year

**Business Partner**  
\$100 per calendar year

## From the President

**Karen Barone**



I was transported back to my childhood back in July, when I went to the National Christmas Center with the ladies from my miniature club. I probably could have spent all day there but my favorite display was the F.W. Woolworth store. As we wandered around the display, we could see the old metal dollhouses up on the shelf just waiting to be placed under the Christmas tree. There were wooden dollhouses, petit princess furniture and tiny houses that were priced 3 for 25 cents. It was an amazing place and if you visit Lancaster County, PA, you don't want to miss this. Don't miss the pictures and article by club President Bonnie Gallagher in this issue.

While we were at National, Colleen Walker was presented the Mel Prescott Award and Cary Yerves, Rhonda Keef and Roy Moore were inducted into NAME's Academy of Honor. The following Regional awards were given to Stephanie Engeseth N-1, Barbara Taplin N-2, Bill Allen N-3, Alician Pearce A-1, Edna Bonney & Lois Andres A-2, Vicki Dukes A-3, Carol House E-1, Suzie Aguilar E-2, Lynn Frank E-3 and Goldie Hollander International Region. I was very proud to present Stephanie Engeseth the President's Award. The Benefactor Award was presented to Robin & Shawn Betterley. Thank you all for your hard work this past year. Without you and all our volunteers, NAME wouldn't be doing what we do.

Our new webmaster, Dan Stewart, is working hard on the Website. The new site is up and running and we hope you are enjoying it and finding it more user friendly. Please let us know how we're are doing. NAME's Facebook group is now well over 2200 members. Visit us at <http://www.facebook.com/groups/291500559776>.

Since we came home from National, your Board has been hard at work. By now, we have our new Estate person working hard and the auctions you all love should be up and running. NAME Day has been another huge success and I personally can't wait to see all your pictures. I am feverously working on mine to have it ready to display at the NAME Table at the Philadelphia Miniaturia. And speaking of the Philadelphia Miniaturia, a very special thank you to Kim Appleby for our NAME Table at the show. NAME also is doing the auction at the show and I will let you all know how that goes in my next column, but we are logging in donations every day. Thank you all who have donated.

We are currently working on a long range plan for NAME. Some of our shorter term goals include getting our Auctions back online, new computer software for the NAME office, the E-Newsletter, the visibility of our Regional websites and keep our continuing presence online thru Pinterest and other social areas such as YouTube. Our constant and continuing goals include increased membership, financial stability, and fundraising.

— Continued on page 10

A committee of talented NAME members are hard at work developing a plan for an On-Line *Gazette*. It was planned for the January/February issue and the Board and committee wants this to be a totally awesome issue and to do that, will take time. So, we are postponing this endeavor until a plan

is developed for content, then we will proceed. So, I ask for your patience as the committee continues to work towards this goal. So, now you are all wondering what is going to happen for the January/February issue? Thanks to a very generous member who has donated the funds for that issue, we will

all get the issue as normal. To that donor, my heartfelt thanks and the thanks of our entire membership for your very generous gift.

Happy Holidays Everyone!!



## 2015 Academy of Honor Recipients

By Shawn Betterley, Academy of Honor Chairman

Academy of Honor may be awarded to a member of NAME in good standing, who deserves recognition for their outstanding service to NAME in any manner and those whose exceptional artistic achievement deserve recognition.

Any member of NAME may nominate another member for the Academy of Honor. Nomination forms are on the NAME website. **Deadline for nominations is February 1st.**

The Academy of Honor is pleased to welcome three new members for 2015.

### Cary Yerves

Cary Yerves has been fascinated with miniatures since a childhood visit to the Motts Museum at Knott's Berry Farm. It was in 1964, while a Theatre Arts major in college, that is when his real interest began. In designing theatre sets, it was required that he built accurate set models for the projects.



It was quickly apparent that miniatures were the answer to filling the settings with correct furnishings. He frequently visited miniature shops for "set pieces", each time finding himself drawn to a myriad of Lilliputian objects that sparked inspiration.

Although Cary didn't follow a career in Scenic Design, his primary career was working in Facilities Management for American Express Travel Related Services, he was hooked on making miniature models and found a use for miniatures in many other fields.

When a local miniature club displayed a large exhibit of a miniature setting at a county fair in 1999, he began working with minis in earnest. He joined the local club and then joined NAME in 2000.

Cary found that his fellow club members were both friendly, sharing, and most willing to help each other.

He has made numerous miniatures over the past 15 years, although he really doesn't have a specialty. He likes to make items that he can't locate or that are too costly to purchase. It brings him great pleasure to create something from scratch that others like.

Many of his friends and family asked for pictures of some of his creations, so in 2009 he self-published a book titled "Shrunken Treasures". The book showcases many of his miniatures and was given as a Christmas gift.

Cary is self taught, however his college instructors taught him the importance of scale. Fellow club members also were very helpful. He has taken workshops from Brooke Tucker, Mary Carson and numerous other instructors at various shows, NAME Conventions, and Houseparties.

He mostly works in one inch scale, but he has done some quarter inch. His favorite minis are plants and food items. His interests in full size gardening is probably why he enjoys miniature plants so much. Besides miniatures and gardening he also enjoys building plastic car models.

He has always given time and effort to NAME along with many room boxes for NAME fundraising and exhibits.

Cary was President of Redwood Empire Mini-Acs and a member of Mirror Image Miniature Club, a State Rep for 15 years, and a Regional Coordinator of N2 for 4 years.

He was among the first to create a Regional website for his region.

Cary's list of honors are:

- Regional Ambassador – NAME Region N2: 2009 - 2010
- Founders Award – NAME Region N2: 2011
- Regional Hall of Fame – NAME Region N2: 2012

- 2nd Place – Miniature Collector's "Rock N' Roll Imagination Challenge" 04/2007

He has had articles written about him in *Dollhouse Miniatures* and *American Miniaturists* magazines, along with tutorials he has written.

He was on the Board and was instrumental in the development of the NAME Estate Acquisition program, worked on fundraising for the NAME House improvements, and the technology development of the NAME Data base and website improvements.

Cary wrote the 40th Anniversary book that NAME used as a fundraiser. The book is still available and has a pictorial record of much of NAME history.

He served as 2nd Vice President, 1st Vice President and was President of NAME from 2012 to 2014.

### Roy Moore

Roy Moore can be described as thoughtful, quick witted, and intelligent. Not willing to sit in the background when NAME is in need, Roy has stepped up and has inspired many of us to also step up.

Roy joined NAME in 1990 and is a Life Member. If asked he will tell you he joined to support his wife's love of miniatures.

He has said on numerous occasions that his life is simple. He loves a woman who cares deeply for miniatures and for the NAME organization in particular. Over time her friends have become his and the needs of the organization have become important to both of them. He does not build miniatures nor does he collect them.

Until 2008, his life in miniatures was quite simple. He helped load and trans-



— Continued on page 11

port miniatures and helped in the sales room when his wife had a dealer's table. At that time his job as a regional chief engineer for a large company involved considerable travel within the bounds of the eastern time zone and flexibility in where he spent that travel time.

An increasing amount of that time was spent in Indianapolis where on his stays, he began volunteering at the NAME office in Carmel. At first, the ladies in the office suggested doing some work out in the yard (didn't trust him in the house). There he trimmed trees, removed some bushes, did some general yard work and over time became friends with the staff.

Roy is a club member of Les Petits Collecteurs of South Florida. This may have been Roy's first club, but it wasn't his only club.

In 2009, the NAME Board was interested in "Sprucing up the House" for the upcoming Indianapolis Convention. Roy chaired a committee to evaluate and make improvements to the outside of the house. He held this position for several years during which time he continued to make recommendations to the Board on needed maintenance for the office.

Roy coordinated a volunteer group who spent a week in Carmel a couple of months before the convention. At the time of the convention, The Columbus Miniature Society contributed money for the improvement of landscaping in front of the house and Dan Zerkel from that club, with assistance from members from his club designed and established the garden.

It was in a discussion with Dan that the idea of the NAME Men's Garden Club was initiated. Dan was interested in a small group to take care of the Garden, and Roy (Shotgun) was more interested in having fun beyond the Garden. So the garden club was formed with the basic premise that members of the club could not do anything (Roy's fun) unless they belonged to a committee (Dan's tending the garden) within the club.

In addition to being men, members had to take a name, associated with the garden, and use this name in casual conversation with other members. This naming requirement became the central feature in having a lot of fun. The club has grown to be the largest club in NAME and over the first six years, approximately \$4,000 was donated by The Men's Garden Club, all of which was spent tending or improving the garden by the Gardening Committee.

In May, the Board reported in the *Gazette* that NAME was experiencing some financial stress, Roy (Spender) and his wife Shannon (Saver) formed another club, this one also based on members taking a name, this time associated with money or finance. In addition, members of this dollar club, made contributions to NAME to "raise FUNds". Through this concept of having fun and supporting NAME at the same time, the Dollar Club has thus far raised over \$12,000 to supplement the general operations of NAME.

Roy is a confirmed believer that the best way to find success and do meaningful things, whether in NAME or elsewhere, is to find a way to have fun in all that we do.

Roy has recently joined the membership committee and with the committee, is looking for fun ways to grow NAME's membership. Most recently he has challenged us all to recruit new members to NAME and become a CGM (a Certified Grease Monkey).

He received the Benefactors Award at last years National and I am pleased to award him induction into The Academy of Honor. Welcome "Shotgun" - "Spender" - Roy Moore.

## Rhonda Keef

Rhonda totally gives her husband, Stephen, credit (or blame) for miniatures as her hobby. In the late 80's, (before children) while vacationing in Williamsburg, Virginia, she discovered a miniature shop and admired a colonial house on display in the store.

The kit for the house appeared under their Christmas tree later that year thanks to her hubby, Stephen. He had no clue at the time the monster he had unleashed. She emptied one of the bedrooms in their home to convert to a workshop and has miniatures on display in every room of the house. Just a few years into the hobby, she fell in love with quarter inch scale after taking a workshop from Pam Junk in Atlanta, Georgia and has never looked back.

Rhonda has honed her miniature skills through workshops, trial and error and through friends who love to share their knowledge.

Her quarter inch designs are precise, creative and well executed. Those attri-

butes could also describe her volunteer work for NAME. Always willing to share her time and talents to teach others, her love of the hobby is always a joy to see.

Rhonda was a miniature show promoter in the southeast before children's activities filled her days. She enjoys planning and the follow through on whatever she undertakes.

She is an accounting manager for NuChoice Communications, Inc. and if you think her work and volunteer work for NAME isn't enough she also enjoys knitting, crocheting, scrapbooking and her family. She misses being "taxi mom/dance mom" for her youngest who is now a freshman in college.

Rhonda has been an active in NAME since 1992 and a Life Member since 2007. This gal is a member of the Mini-GAME club. She has been President and Treasurer of the Mini-Game Club.

Rhonda has received several awards.

- Region E-3 Volunteer of the Year
- Region E-3 Lifetime Achievement
- 2005-2006 NAME Ambassador Award

Rhonda chaired her first Small Scales Houseparty in Charleston, South Carolina 2005. She chaired another in Greenville, South Carolina in 2008 and then again in 2014. She is also Chair for a third Small Scale Houseparty, "Gals, Gangsters & Gatsby", Greenville South Carolina in 2016. She and her committee really know how to throw a Houseparty!!

She has been on many other steering committees for Nationals and Regional Houseparties.

Rhonda is also known for her volunteer work outside of NAME, but still in the world of miniatures. She was a 1999 Committee Member for the 1st Mini Play Weekend, "Little Cabin in the Mountains" - Unicoi, Georgia. Chaired the second Mini Play Weekend, "Weekend in Bavaria" - Unicoi, Georgia in 2010 and is the chair of this years Unicoi Mini Play Weekend.

She has served as South Carolina State Rep. and Regional Coordinator for South Carolina. She was Secretary on the Board of Trustees and is currently filling the position of Convention and Houseparty Liaison on our current Board, a position she has held before.

It has been my pleasure to Co-Chair the By Laws Committee with her.

When asked if there was something she would like our members to know, she wrote "I love NAME and have made many lifelong friends because of the common bond we share; our love of miniatures."



# Colleen Walker – 2015 Mell Prescott Award

By Shawn Betterley, Academy of Honor Chairman

*In 1986, the children of the well-known miniature artisan, Mell Prescott, established an annual award in her memory to recognize a member of the Academy of Honor who has contributed substantially to the growth and enjoyment of the miniature hobby and who has exemplified the highest standards of AOH.*

*In her own words;*

When I was 5 years old, in 19 ....., don't think I want to tell you the year, I had a metal dollhouse that was the most magnificent in the whole world, at least that's how I felt about it. I loved it, it was wonderful and I wish I still had it. I learned many valuable life lessons from playing with that dollhouse – like how to get upstairs without steps! I got busy with school, life and other things – that was the end of miniatures until much later in life. Someone once asked me ... "What's the best age for a girl to get a dollhouse" and I said about 40!!



I have always loved "little things" and I made Christmas displays to give as gifts to friends and family. It didn't upset me that a white-tailed deer would be three times larger than Santa, but that was what you bought at a craft store. Scale – Scale – what the heck is scale?? Thank goodness there are no more of those "unique" displays around!

I became interested in true miniatures in 1988 and asked for a dollhouse for Christmas. My husband thought that was really funny because he was sure I wouldn't know how to put it together. Watch me! A girl living in the Nation's capital can do anything.

Like a lot of us, I built my first and only 1" scale dollhouse. I loved working on it and planning what I was going to purchase and oh my goodness – never told DH what I spent. He saw "little" things and thought "little" price! I eventually knew that I would never build another dollhouse once I discovered room boxes.

What a concept – I could work on several at a time and they didn't have to harmonize like the rooms in a dollhouse. About this time I realized I was beginning a miniaturist's "stash", you need to have a good supply of everything and be ready for anything, no matter how much space it consumes – right?

You know about roundtable kits .... You must take them home, put them in a drawer and let them "Mature".

Through a local miniature shop in Alexandria, Virginia., owned by Jane Schwarz, I discovered that there was a miniature club that I could join and everyone was as crazy as I am about miniatures. It was a NAME club, who ever heard of that, so I joined and had my introduction to this wonderful organization. The club members were very creative and I learned so much from them. We traveled to the London Dollhouse Festival for several years and we always tried to outdo each other with our purchases. It was there that I learned – if you want it – buy it, it may not be available twenty minutes from now! Carolyn, a member of the club became my close friend and is still today my very best friend.

My first experience of service to NAME was a Resource Book for our region and I helped put together a "first" for Region E1.

A National Convention was coming to Alexandria, Virginia in 1996 and I pleaded with the chairman, Betty White to let me use my organizational skills to be Registration Chairman. She got tired of listening to me beg and let me have the job. The registration for that National was 1,153 members. I was also coordinator for the centerpieces designed by Ray Whitlege for that convention.

During the years of putting the '96 convention together, I worked closely with our regional coordinator Janet Emory. At the end of her term she asked if I wanted to be regional coordinator for E1 – well sure I can do that. I enjoyed meeting our members and responding to their needs. Sheila Faulkner helped me put together a newsletter for the region, another "first" for the region. What a wonderful two years that was.

I was Registration chair for the 1999 Baltimore regional, Pirates of the Chesapeake. When the weekend was ended, I left the Houseparty on Sunday and moved to Florida on Monday.

Tom and I love beautiful sunny southwest Florida and it is the best thing we ever did. We are able to use our boat all year long. No snow, No winter!!

Cat Winger, regional coordinator for my new area asked if I would be a Florida state rep and I spent the next four years traveling my new state, meeting and networking with NAME members and recruited many new members and filled tons of grab bags.

E3 region wanted to host a National, it was decided "Gwen and Colleen can handle that". With the best committee ever, we started working on "That's Entertainment" for 2007 in Orlando. Of course

I am prejudiced, but I believe 2007 was a great convention.

Cat and Debbie put together the second Louisville National and I was registration chairman, what fun again. At Louisville 2003, I won the Founder's Award for my service as E1 regional coordinator. I was so high on adrenaline from winning the award, that when Susan Sirkis asked if I would replace her as National Auction Chairman, of course I can do that! I was National Auction Chairman from 2004 to 2010, it was very rewarding and helped raise lots of funds for NAME and fun for me.

We had wonderful club President's Retreats in E3 and I was registration chair for 2004, 2005, 2006.

I have been president and treasurer of my clubs Mini Maniacs in Virginia, Naples Miniaturists and Mini de Lights of Fort Myers.

In 2009 at the National convention in Indy, I was honored to receive the Academy of Honor.

When I handed over the auction to Donna Jacques, I thought I would take a rest, but was asked to help with the NAME benefit auction at Philadelphia Miniaturia and served as auction chairman in 2010, 2011 and 2013.

In 2011, I became AOH selection committee chair. What a pleasure to present the AOH inductees, recommended by you, during my four year term. And a delight to introduce the four Mell Prescott recipients, Terri, Sylvia, Debbie and Cat – what incredibly brilliant and dedicated NAME members.

Gwen decided we should work together again and suggested I run for the NAME Board of Trustees. I was elected twice and worked as Convention Liaison, what an experience – the true meaning of being a volunteer.

I had a full time job as comptroller for the Dalton Group, a Radio/Broadcast company, for 25 years. It's amazing how life can get in the way and after a major health problem, I recognized I couldn't keep up with the promises I had made to myself and to NAME. I retired from work and resigned from the Board. How very sad! I will recover ... and start another volunteer job for NAME soon.

In addition to miniatures, Tom and I collect nautical antiques. We have been married 34 years, have no children but do have 3 Chihuahuas (miniature dogs, of course) who think all dogs go to a boat on weekends.

NAME has been and always will be my "miniature" love.

# BULLETIN BOARD

## Special Notices

### WANTED Artisans for Souvenirs

Are you interested in doing a Souvenir for an upcoming Convention or Houseparty?

NAME is looking for artisans to make souvenirs for upcoming events.

Contact Rhonda Keef or the Chairman of the event.

Rhonda Keef:  
housepartyliaison@miniatures.org

### NAME Day 2016 Bunk & Trundle Bed

#### • Cutters •

Contact Thuy Means for information on cutting kits:  
thuymeans@gmail.com

#### • Events •

Having an event for your NAME club or other NAME members?  
Contact Ruth Heisch to announce your event:  
grouchybeartoo@aol.com

#### • Questions? •

Contact Thuy Means, NAME Day Chairman  
thuymeans@gmail.com

### Proposed amendments to the Bylaws must be postmarked no later than December 1.

Please send your submission to  
Bylaws Committee Co-Chairs:

Shawn Betterley  
70 Wing Street  
Bangor, ME 04401  
shawn@robinbetterley.com

Or

Rhonda Keef  
16 S. Antigo Court  
Greer, SC 29650  
minicollector@yahoo.com

Subject line:  
"Bylaws Change"

**Deadline:  
December 1, 2015**

### Academy of Honor Nominations

Any member of NAME may send nominations to the Chairman of the Selection Committee. AOH members are selected for their contributions to NAME and/or miniatures whether for artistry or service. Any member of NAME in good standing may nominate any other member for consideration.

The AOH recommendation form can be found on the NAME website. Click on Documents and Forms, then AOH. The Committee asks that all nominations be sent on the AOH form in order to have the same info about all nominees.

The AOH Committee also wants members to note that multiple nomination forms are not necessary. If there is a group who wish to express their support for a nominee the group should sign one form.

#### AOH Members

The application form for the Mell Prescott Memorial Award is also on the NAME web site.



**DEADLINE: February 1, 2016**

Send completed form to  
Shawn Betterley, Academy of Honor Chairman  
70 Wing Street, Bangor, ME 04401-5981  
207-947-3963 • shawn@robinbetterley.com

Send information for the Bulletin Board to:

Dorothy A. Hansen, PO Box 1285, Monroe WA 98272-4285 • E-mail: gazette@miniatures.org

# Welcome to My Garden....

By Leanne Kirsch, Chairman

This time of year when the days are short and the weather is cooler (well for me downright cold), I find looking through gardening magazines or seed catalogs helps me get through the long winter months. We can dream of getting seeds and potting soil, heading to greenhouses and nurseries to shop for bedding plants, and planning our spring gardens. Working on miniature gardens and landscaping can also help us through the winter blahs.

The Seattle Steering Committee is busy working on our Seattle 2016 Convention "Welcome to My Garden". We can't wait for everyone to join us in the garden July 17-24, 2016. The Pacific Northwest is beautiful this time of year, plan to come early, take some tours of the area, enjoy all the wonderful things the Seattle area has to offer. We are planning on some awesome workshops for pre-convention classes and registered classes. Start saving your money for the sales room, round tables and mega round tables. We will have home


improvement seminars and the hospitality room will have activities. We also have activities planned for the younger members. Enjoy a theme luncheon with friends, participate in the mini exchanges, and start working on gardening projects for the exhibit room.

Join us on Saturday morning for our special event "Breakfast in the Garden". Those who register for this special workshop will be served breakfast and work on a unique project that will house ALL the souvenirs and 'gift' that you will be getting as convention participants. Georgia Queen, Jean Lierman, and Barbara Thornton-Hill and a very creative committee have been planning the project as well as some great surprises for those who register. This event replaces the Thursday Evening project. We are planning on having the general meeting right after the opening luncheon. Sales room will open after the general meeting.

Our Steering Committee is looking forward to hosting the Seattle 2016

Convention. We hope you can come and join us in the Garden in July. Get those garden gloves out and make your reservations!

Registration opens January 29, 2016. The registration form is in this issue on page 3.



## 2016 NAME National Convention • Seattle, Washington • July 17-24, 2016

### "Welcome to My Garden"



#### Chairman

Leanne Kirsch  
701-683-5205 • lkirsch@drtel.net

#### Assistant Chair

Debbie Young • yngathrt@gv.net

#### Centerpieces

Debbie Young • yngathrt@gv.net

#### Charity

Rosie Shipman, *Chair*  
509-670-4615 • minirose@nwi.net

Abby Carlson, *Assistant*  
miniquest@aol.com

#### Door Prizes

Rosie Shipman, *Chair*  
509-670-4615 • minirose@nwi.net

Abby Carlson, *Assistant*  
miniquest@aol.com

#### Exhibit Room

Fay Liner, *Chair*  
206-310-6432 • fayliner@msn.com

Marla Nulph, *Assistant*  
Mjn\_453@comcast.com

#### Gold Star Volunteers

Jane Sanem, *Chair* • 612-900-6106  
janeansanem@gmail.com

Joan Purcell, *Assistant*  
jpurcell@abraauto.com

#### Home Improvement Seminars

Sharron Emery, *Chair*  
253-846-7114 • otisemery@comcast.net

#### Hospitality

Dolly Wyttenberg, *Chair*  
503-292-9960 • Dwytttenberg@gmail.com

Estella Virgin, *Assistant*  
lv969@comcast.net

#### Host/Hostess

Pat Perry, *Chair*  
403-256-2138 • paperry@shawc

#### Table Seating

Doreen Lindsay, *Chair* • dflindsay@shawc

#### Houseparty Helpers

Judy Krueger  
208-699-4187 • ministuff33@aol.com

#### Mini Exchange

Joane Forstrom, *Chair*  
503-644-7997 • jsforstrom@gmail.com

Deb Graham, *Co-Chair*  
memo3421@msn.com

#### Operations

Jeff Packard, *Chair* • yngathrt@gv.net

#### Operations Room

Helen Jeremiah, *Chair* • 425-774-5948  
HelenJ.Jeremiah@gmail.com

Lisa Gabbert, *Assistant*  
lisa526@fronteir.com

#### Publicity

Georgia Matuschak, *Chair*  
peteorgeorgia@gmail.com

Pat Williams, *Assistant*  
patwilliams@q.com

#### Pre-Convention & Registered Workshops

Barbara Lundberg, *Chair* • 503-643-4752  
barbara.lundberg@comcast.net

Jean Bevens, *Co-Chair*  
littledoc25@comcast.net

#### Registration

Lisa Gabbert, *Chair*  
lisag526@frontier.com

#### Roundtables & Mega Roundtables

Barbara Thornton-Hill, *Chair*  
bathca@gmail.com

Chris Ernst, *Co/Chair*  
jcernst@comcast.net

#### Sales Room

Georgia Queen, *Chair*  
503-472-2618 • GeorgiaQ@aol.com

Jean Lierman, *Assistant*  
503-472-2054 • tojean@Frontier.com

#### Souvenir Book

Jean Lierman, *Chair*  
503-472-2054 • tojean@Frontier.com

#### Souvenirs

Leanne Kirsch, *Chair* • lkirsch@drtel.net

Barbara Anderson, *Assistant*  
920-459-8259  
barb-a2110@hotmail.com

#### Tote Bags

Lani Saunders, *Chair*  
503-654-7376  
Lanjim442@comcast.net

#### Tours

Peggy Alvarez, *Chair* • 503-639-2357  
Peggyalvarez5@Yahoo.com

#### Special Event

Georgia Queen, *Chair*  
503-472-2618 • GeorgiaQ@aol.com

Jean Lierman, *Chair*  
503-472-2054 • tojean@Frontier.com

#### Youth Activities

Sally Lonn, *Chair*  
425-785-0625 • sallylonn@gmail.com  
Marsha Beardsley, *Co-Chair*  
931-505-4166 • Dmbeardsley1@aol.com

#### Convention Advisory Member

Jayne Payne  
paynejb@hotmail.com

# STATE DAYS

• 2016 •

## N-1 Nevada

1" scale

Elegant Art Deco Entryway  
April 9, 2016

## A-3 Ohio

1" scale

UFMP Flipped Fairy  
Fairy Garden Treehouse  
April 9, 2016

See the Calendar Section  
or the NAME website for  
more information about the  
events listed here.

### Dealer, Workshop, and Theme Luncheon Applications

Please note changes to application instructions and use current applications from the Documents & Forms section on the NAME website. Application forms are available online at: [www.miniatures.org](http://www.miniatures.org) or from: NAME, PO Box 69 Carmel, IN 46082

## NAME Day 2016



OCTOBER 1, 2016

2016 NAME Day project is a bunk & trundle bed designed by Liz West


[facebook.com/groups/291500559776/](https://facebook.com/groups/291500559776/)

# HEADLINES

## SEATTLE, WASHINGTON 2016 NATIONAL CONVENTION



Welcome to My Garden  
July 21-24, 2016



## GREENVILLE, SOUTH CAROLINA SMALL SCALES HOUSEPARTY

### Gals, Gangsters & Gatsby

September 16-18, 2016

Dealer, Instructor, and Theme Luncheon applications  
postmark deadline is January 15, 2016

Registration Opens April 20, 2016



## SACRAMENTO, CALIFORNIA HOUSEPARTY

### ABCs of Miniatures

March 23-26, 2017



## ALEXANDRIA, VIRGINIA 2017 NATIONAL CONVENTION

### Come to the Circus

July 27-30, 2017

## NEW YORK HOUSEPARTY

Legends of Sleepy Hollow • October 2017

## LOUISVILLE, KENTUCKY HOUSEPARTY

Jockeys and Juleps • May 18-20, 2018

## CHARLESTON, SOUTH CAROLINA 2018 NATIONAL CONVENTION

### Sweet Tea & Sunshine - a Southern Celebration

August 23-26, 2018

# The Truth about Gals, Gangsters and Gatsby!

By Cat Wingler, Southport, North Carolina

Grandma was an old fashioned girl.....Yeah, right, and if you believe that, I've got a lovely bride in Brooklyn for sale...cheap! NO, Granny was not old fashioned when she was a girl. Granny, or maybe even your Great-Granny, was probably a Flapper and Flappers were most definitely not old fashioned girls. Oh no, definitely not! Flappers were scandalous young things that terrified and outraged the old folk! They actually dared to show their ankles and in the mid- 1920's even their knees! Horrors! They threw their corsets out the window and even wore make-up, although they might have been a little mixed up about the correct application since they even rouged their knees.

The 1920's were not called the roaring 20's for nothing. The Great War ended in 1918 and the crash of wall street didn't happen until late 1929. Those years in between were the beginning of Modern America. Cars, telephones and radio began to become affordable and easily available. By 1924 two thirds of American homes had electricity. More Americans lived in cities and towns than on the farm. Women now had the vote; the 19th amendment was passed in 1920. The typewriter, telephone and the

filing cabinet made it easier for woman to get a clerical job at a decent wage.

Life in Modern American was exciting. Clara Bow, Rudolph Valentino, Colleen Moore, Mary Pickford and Douglas Fairbanks entertained at the movies. Mickey Mouse starred in his first cartoon Short in 1928. Men idolized Babe Ruth and Jack Dempsey as the first big-time sports stars. Al Capone, Lucky Luciano and Bugs Moran kept the liquor flowing into the speakeasies. Jazz,

Ragtime and Broadway Musicals kept them dancing the Charleston, the Black Bottom and the Lindy Hop. Everybody sang along to Baby Face, Blue Skies and Singing in the Rain. And the Flapper was right in the middle of it all!

Please plan to join us In Greenville South Carolina, September 16-18, 2016 and help us celebrate the 1920's Flapper style in Small Scale at Gals, Gangsters and Gatsby!

## Notes on playing with the paper dolls: Embellishing the Paper Dolls

Generations of women, children and Artists have embellished paper doll clothes. This is where you can let your creativity run free. Use tiny beads, glitter, dimensional paint, ribbons, tissue paper, flowers and leaves, scraps of lace and fabric, just whatever strikes your fancy!

Then, when you an embellished costume you like, or have created a whole new one, put her in a tiny frame or in a tiny dome!



See page 29 for NAME Cutouts. Paper dolls in two scales, for you to embellish.



## GREENVILLE, SOUTH CAROLINA SMALL SCALES HOUSEPARTY

**Gals, Gangsters & Gatsby • September 16-18, 2016**

*Dealer, Instructor, and Theme Luncheon applications  
postmark deadline is January 15, 2016*

Registration Opens April 20, 2016

### Chairperson

Rhonda Keef • 864-313-1922  
minicollector@yahoo.com

### Assistant Chair

Janet Chase • 864-993-5209  
flomac@embarqmail.com

### Centerpieces

Jane Payne  
paynejb@hotmail.com

### Doorprizes

Carolyn Peck • 803-957-8563  
miniminded@sc.rr.com

### Exhibits

Susan Farnik • 864-895-6218  
sjfarnik@gmail.com

### Gifts

Marilyn Oakes • 864-244-1926  
moakesmini@aol.com

### Gold Star Volunteers

Jackie Batcheller • 910-545-3360  
jackieb@ec.rr.com

### Hospitality

Debra Washington • 864-202-1757  
imcr8ful@gmail.com

### Houseparty Helpers

Becky Lipscomb • 423-899-2444  
realmag1945@gmail.com

### Mini Exchange

Katrina Bailey • 706-373-1942  
kbminis@comcast.net

Kathy Hammons • 706-840-5575  
kehammons@gmail.com

### Operations

Marie Bird • 803-238-7984  
Ambird3@sc.rr.com

Lynn Frank • 336-749-7041  
lmfrank.bobwhite@yahoo.com

### Public Day

Pat Campbell • 803-312-4394  
Dcampbell70@sc.rr.com

### Publicity

Cat Wingler • 910-454-4248  
catwingler@ec.rr.com

### Registration

Lissa Loosmore • 828-676-6627  
eloosemore@att.net

Johnnie Aranda • 828-380-0613  
Jaranda682@hotmail.com

### Round Tables

Amy Rauch • 706-228-7239  
rauchfam@aol.com

### Sales Room

Donna Brewington • 864-350-0055  
Djbrewington52@gmail.com

### Silent Auction

Suzanne Larson-Tamburo • 615-776-5981  
suzandmini@aol.com

### Souvenir Book

Cat Wingler • 910-454-4248  
catwingler@ec.rr.com

### Table Host/Hostess

Janet Chase • 864-998-3525  
flomac@embarqmail.com

### Theme Luncheons

Janet Bonney • 704-663-4692  
rabonney@windstream.net

### Thursday Evening Workshop

Debbie Young  
yngathrt@gv.net

### Tote Bag Favors

Joan Carn  
706-825-4556 or 706-541-0390  
Cacarn115@comcast.net  
Rachel Watson • 706-840-4421  
Rachel.watson@augustachronicle.com

### Workshops

Rachel Bonney  
704-663-4692  
rabonney@windstream.net



# 2015 NATIONAL CONVENTION WHAT'S COOKIN'?

All roundtable kits are \$5.00 each plus \$3.00 shipping and handling for one kit, add 50¢ for each additional kit that you order from the same person unless otherwise indicated. Email individuals for international postage rates. Mail orders to each individual enclosing either check or money order. For NAME members only. Expires: January 31, 2016. Check with individuals sellers after closing date for possible availability.



1" Scale  
**Four Tropical Drinks with a Flower**

**OR**  
**Four Tropical Drinks with an Umbrella**



Shirley Foisy  
222 Brown Street, Norway MI 49870  
ferretlady48124@yahoo.com



1/4" Scale  
**Rose Tea Cart**  
**OR Rose Tea Cart Accessories**  
Ruth Stewart  
24121 Buck Bridge Rd  
Fort Benton, MT 59442  
ruth@stewartdollhousecreations.com



1" Scale  
**What's Brewing (Set A OR Set B)**  
Ginger Landon-Siegel  
360 E 72nd St, B-1010  
New York NY 10021-4762  
ging360@gmail.com



1" OR 1/2" OR 1/4" Scale  
**Today's Recipe Cookbook Holder**  
Jenny Yates  
13642 North St.Rd., Utica, OH 43080  
jally5896@gmail.com



1/4" Scale • **Kid's Lemonade Stand**  
**OR Table with Umbrella**  
Dan Stewart  
24121 Buck Bridge Rd  
Fort Benton, MT 59442  
ruth@stewartdollhousecreations.com



1" OR  
1/2" OR  
1/4" Scale  
**Baker's Rack with Rooster Motif**

Stephanie Engeseth  
PO Box 130366, Carlsbad, CA 92013-0366  
fujin200@usa.net



1/4" Scale  
**Mixer and Cookbook**  
S/H: 1 kit - 85¢, additional kit 10¢  
Suzanne Larson-Tamburo  
PO Box 11, Nolansville, TN 37135  
suzandmini@aol.com



1" OR  
1/4" Scale  
**"Rolling" Suitcase**  
(Black OR Red)  
Donna Jacques  
2201 Richmond Street, Santa Ana CA 92705  
dipenguins@aol.com



14th Scale • **Market Vender Stall**  
**OR Fruit/Vegetable Stand**  
Michelle Faleshock, 160 S Church St  
Hazleton PA 18201  
michelle@michellesminiatures.com



1/4" Scale  
**Gelato Food OR Hot Dog Food Cart**  
Andy Tamburo  
PO Box 11, Nolansville, TN 37135  
suzandmini@aol.com



1" Scale  
**Two Gingerbread Men**  
Kit \$3.00, S/H: \$2.00  
Rebecca Lipscomb  
1910 Bella Vista Dr, Chattanooga TN  
37421RealMag1945@gmail.com



1" Scale • **Red Riding Hood Puppet**  
**OR Big, Bad Wolf Grandma Puppet**  
freemancrockett@msn.com • Marilyn Crockett  
80 LaSalle Street Apt#19G  
New York City, NY 10027

# Roundtable Treasures • 2015 NATIONAL CONVENTION • WHAT'S COOKIN'?

— Continued from page 17

All roundtable kits on this page are \$5 each plus \$3.00 shipping and handling for one kit, add 50¢ for each additional kit that you order from the same person unless otherwise indicated. More information on page 17.



1" OR 1/2" OR 1/4" Scale  
**Crates of 3 herbs:**  
**Basil, Oregano & Parsley**  
 Nick Karatjas  
 810 Balmoral Ct.  
 Moon Township PA 15108  
 nick@sdkminiatures.com



1/4" Scale  
**Coleman Cooler OR Weber BBQ**  
 S/H: 1 to 4 kits - \$3.00, per additional kits 50¢  
 yngathrt@gv.net • Debbie Young  
 11468 North Bloomfield Rd  
 Nevada City CA 95959



1/4" Scale  
**Jelly Cabinet with Books OR Pie Safe with Quilts**

Charlotte Atcher  
 9511 221st Place SE, Woodinville WA 98077  
 spinweaver@peoplepc.com

1" OR 1/2" OR 1/4" Scale  
**Bake Room Table**



Teresa Callender  
 95310 Aero Dr, Naperville IL 60564  
 minitmc@comcast.net



1/4" Scale • **Child's Kitchen OR Child's Table & Chairs**  
 S/H: 1 to 4 kits - \$3.00, per additional kits 50¢  
 yngathrt@gv.net • Jeff Packard  
 11468 North Bloomfield Rd  
 Nevada City CA 95959



1" Scale  
**Teddy Bear Cookie Tin OR**

1" Scale  
**Mad Hatter Macaroon Tin**



carolynscreations91@verizon.net • Carolyn Eiche  
 68-15 64th St, Glendale NY 11385-5245



1" OR 1/2" Scale  
**Wall Shelf**

Ann Pennypacker  
 3059 Horseshoe Trail  
 Chester Springs PA 19425-2903  
 Aminithing@comcast.net



1/4" Scale  
**Red & White Stripe Apron, White Chef's Hat and Two Plates**

Rosemary Shipman  
 1221 Madison Street, Wenatchee WA 98801  
 minirose@nwi.net



1" Scale • **Six Packing Boxes**  
 Carol House  
 15575 Tyler Station Rd, Beaverdam VA 23015  
 petticoat-lane@juno.com

1" OR 1/2" Scale  
**House Shadowbox**



Sue Ann Ketchum  
 10308 Buckmeadow Lane  
 Damascus MD 20872-2924  
 sheltielover30@gmail.com



Micro Scale • **1930's Kitchen**  
 Amy Rauch  
 1043 Walton's Pass, Evans, GA 30809  
 rauchfam@aol.com



1" Scale • **Punch and Judy Theatre OR Punch and Judy Accessories**  
 kumini@tcsn.net • Barbara Kummerow  
 PO Box 193, Atascadero CA 93423



1" Scale  
**Tossed Salad**

Joanne Kelsall  
 PO Box 254, W. Barnstable MA 02668  
 tljak44@hotmail.com



1" Scale • **Toy Circus Tent & Ring OR Toy Circus Accessories**  
 kumini@tcsn.net • Lew Kummerow  
 PO Box 193, Atascadero CA 93423

— Continued on next page

— Continued from page 18

Roundtable kits are \$5 each plus shipping and handling. More information on page 17.



1/288" Scale  
A dollhouse for a 1/2" dollhouse

**Morning Glory Cafe**



Designed by the Betterley's  
NAME, PO Box 69, Carmel, IN 46082  
Barb@miniatures.org



1/4" Scale  
**China Doll**  
on  
**Leather Body**

Pat Boldt  
1647 Sunset Dr., McPherson, KS 67460  
patboldtdolls@cox.net

1/144 2015  
**House Kit**

1/144 2015  
**Unpainted Furniture Set**

\$10 each  
Total shipping: \$3



Kummerow's  
PO Box 193  
Atascadero,  
CA 93423

kumini@tcsn.net

**kummerow's**  
STUDIO OF MINIATURE DESIGN

## • Club News •

# Garden State and Another World

Submitted by Bonnie Gallagher

Garden State and Another World yearly trip to the National Christmas Center in Paradise Pennsylvania. It was a wonderful place to visit and the pictures don't do it justice.

The museum had a recreation of a Woolworth store and many Christmas scenes in miniature. When looking at a mini Christmas tree decorated we discovered it had two NAME House emblems on it.



Josie Roche, Blanche Renz, Bonnie Gallagher, Karen Barone and Rosemarie Mullineaux.



This was a fun piece. We decided that this might make a great project. It was very monochromatic but we fell in love with it and we wanted to do it as a project.



Miniature furniture found in Woolworth's stores for those early dollhouses they used to sell.

'Twas the night before Christmas and all through the museum 5 mini ladies were

Creeping not quiet as a mouse. The cameras were handled with care in hope that others would share. The ladies were in awe for what they might see while visions of minis danced in their heads. When what to their wondering eyes did appear but a miniature sleight and eight tiny reindeer. So up to the entrance they went with thoughts of minis and the in a twinkling they heard a camera shot as each of the ladies smiling and exclaimed,

Happy Christmas to all and to all a great mini delight.



This is Santa's workshop and the elves were very busy getting ready for Christmas.



This is the entrance to the Woolworth Store and it felt like we were going right into the store from years ago.



These houses reminded us of the Glitter houses that are very popular now.

# Rescue Mission • Vintage Dollhouse Upgrade

By Gail H. Green, Member Tiny Acres Miniature Club, Dayville, CT



Yard sale dollhouse.

Last autumn I purchased an interesting dollhouse at a yard sale. (Thank goodness for yard sales!) The house was made by its owner's friend's grandfather, when she was a little girl, and was much loved back in the 1970's. Its owner, now grown up, was selling the house, rather than let it sit in the basement, ignored and getting spoiled. There were a few issues, such as mold, ingrained dirt, age and 'knocked about' problems. I saw it as a fun challenge.

After my husband de-molded, scrubbed and repaired the shell, I painted the exterior pink with green trim. I am usually an autumn color person, but this house shouted pastels to me. I called it the Chalet.



A new coat of paint for the Chalet.

Shortly after painting the exterior, I put it in our back entry, dry and ready for interior painting, renovating, and all-around TLC. At that point, a close friend visited with her five daughters, ranging in age from 6 to 16. They are fond of dollhouses. One of the girls, Sarah, was featured in the November/December 2014 *Miniature Gazette* with her Tasha Tudor dollhouse Home School project.

Well, eight-year-old Eliza spotted the Chalet in the corner, and jumped over to it. (Could it have been the pink?)

"Oh, Mrs. Green! Oh, Mrs. Green!" She knelt in front of it, and opened the doors to discover five rooms waiting to be painted, papered, and pampered.

She looked up at me, and said, "I could help paint this! This could be the bathroom, this would be the relaxing room, this is the kitchen...." And I was a goner, swept up by her enthusiasm, energy and vision.



Eliza busy painting.

Thus began the visits to my house, just Eliza and me and her wonderful ideas. We discussed paint colors, room usage, floor coverings, ceilings, and window treatments. She has a vivid imagination, and saw each room in a clear vision.

Well, we painted. We giggled. We changed colors in mid-stream, when the first choice just didn't seem quite right. It took weeks, because we both had regular lives and things to do. Through it all, Eliza kept her good humor and interest.

Next, of course, was the most enchanting part. The furnishings!

(A slight digression here: I am 73 years old and have dollhouse furniture

and accessories - all the furnishings any 8 year old could ask for, from modern to late 1800's - to fill any dollhouse room for whatever usage desired. Also dolls.)

As I was saying, furnishings. Eliza and I scoured my mini room hunting for what she envisioned. She found much more than would fit in the Chalet ("Really, Mrs. Green! You have tons of stuff!"), but we took all she chose just to see for sure what was best.

After much cogitation and switching up, Eliza completed the furnishing. It is her triumph. We invited her Mom and sisters to come have lunch with us, and we had the grand reveal. Everyone was enthusiastic and enjoyed seeing all the work Eliza did.

And I am writing this for the *Gazette*, because Eliza wants to share her project with everyone.



Filling the dollhouse.



Mom and sisters seeing the decorated dollhouse.

# NAME House and Online Centerpiece

By Vicki Scidmore, Whittier, California



My version of the NAME House complete with porch swing for visitors. The lady on the walk is a railroad figure.



My version of the online centerpiece. I made it from an old plastic chair from a rummage bin. I painted it and made the side table and all the houses from cutouts on wood.

## Fall Lantern Display

By Walt and Joan Rissler  
Woodinville, Washington

We wanted to have a display for the fall to put out in front of our apartment, so Jo started thinking.

Jo found the Lantern which was a candle holder at a Fred Meyers store in the garden area. Jo went into our supplies and found the corn stocks, the turkey holding a sign on a stick that reads "Eat Chicken" and one scarecrow, that she had made previously, in a class taught by Judi Smith.

We also had one of the scarecrows and the basket of fall vegetables, that Judi Smith had made.

The food on the tray on the hay bale is from England. The cat was made by Karen Phillips.

Thanks to the supplies we have collected over the years Jo was able to create the "Fall Lantern Display" for our apartment. It was enjoyed by many of the Brittany Park residents that went past on their way to the dining room or other activities.



# The Pizza Barn

By Luci Hanson, Grants Pass, Oregon

I turned my Thursday night barn project from the Madison Small Scale houseparty into a "Pizza Barn" complete with lights.



Day time view of barn.

*Editors note:* Lets see what the rest of you did with your barn. Did you paint it Red? Are there animals in your barn or maybe quilts? Send your photos!



Night time view of barn with all the lights on.

# What's Cookin'? - Chef Tom Beagle

By Bobbi Beagle, TAME, Toledo, Ohio

Chef Tom is my son, who lives in Noblesville, Indiana. He graduated from Johnson & Wales College, in 1983, in Culinary, and again in 1985, in Food Service Management. He currently works for Park 100 Foods, in Tipton, Indiana. You can go to Park 100 Foods, and look him up. I am very proud of him. In 1983, I took my first, and only doll class. Most of those in the class, did fancy ladies. I had my son's graduation picture, in his uniform. The gal who taught the class, liked the idea, and helped me a lot with the face, hair, etc. When it came time to put him into a dome, his hat was too tall, and the next size dome was about \$45. We came up with the idea of the two quart Mayonnaise jar, which of course, was perfect. I presented it to him at his Graduation, the lady sitting next to me wanted to get one for her chef. I told her, "Sorry, that is one of a kind!" When I heard about the Convention, in Indianapolis, and the theme "What's Cookin'?", I just knew we had to come.

I certainly enjoyed myself. That was my final Convention. My first was in Indianapolis, at the Train Station, it was wonderful to see so many friends, after so many years. Thank you for many happy memories.



# My NAME Memories

By Jean Ellsworth, NAME Past President, Cincinnati, Ohio

My journey with NAME and the many wonderful memories I have, began in 1975. I did not join NAME as an individual member, but sent for a charter to form the Miniature Society of Cincinnati. Our club grew to 110 members at one time and the club alone, brought over one hundred new friends into my life. That was only the beginning.

I chaired our club's first two shows with 1800 attendees in 1977 and over 2000 in 1978. These memories are de-

picted by the Jim Clark plates on the left wall and the Dureen Ruff plaid sofa and chair. If I remember correctly, that was Dureen's first miniature show.

In the fall of 1979, I chaired the first A1 Regional Houseparty and the committee was made up of members of The Miniature Society of Cincinnati. Our theme was "Midwest Plain and Fancy". One of our souvenirs was the blue book, *Miriam Mouse Goes to a Houseparty*, written by Miriam Irwin who was a member of our club. (The book is sitting

on the top edge of the trunk). However, a few months prior to the Houseparty, the Board of Directors decided to add another region and we became Region A3. I was asked to serve as Regional Coordinator of this new Region. Therefore our first Region A1 Houseparty was actually held in Region A3. The trunk, on the right, is filled with miniature NAME posters, brochures, note cards, calendars, banners, *Gazettes*, etc. There is even a boxed shipped from the office with more supplies to take to the shows and clubs I visited. I made so many friends during these four years and many of these friendships have lasted throughout the years. I initiated the State Rep position and later wrote the first Regional Coordinator and State Rep manual. A mini copy is located on the desk.

In 1982, I chaired the first actual A3 Houseparty. "A Wedding In June" was held in South Bend, Indiana. Our souvenirs included a Pete Acquisto Lov-



Pete Aquisto sterling silver water pitcher.



I collected full size Teddy Bears, I thought it would be fun to start my mini bear collection.

— Continued on next page



## My NAME Memories

— Continued from page 23

ing Cup (on the mantle) and a Gerald Crawford Tilt-top table in the back left corner.

During my tenure as Regional Coordinator, I was asked to chair the 1984 National Convention in Cincinnati. Again the entire committee was made up of our local MSC members. "A Tribute to the Arts" was our theme and we had so much fun working on this event. The pin is located on the left wall of the room. Our souvenirs were a Pete Aquisto sterling silver water pitcher originally designed by a Cincinnati silver smith in the 1800's (on the mantle), a Gerald Crawford table/music box (on the right side with the NAME house sitting on it) and a framed Joan Willie's Lithograph painting (hanging above the fireplace).

At the 1984 National Convention I was installed as Secretary on the NAME Board of Directors. At that time our

manuals did not include any detail and I was asked to write the Regional and National convention manuals. You will see lots of NAME notebooks and manuals sitting around the room. I was always working on a project. During the next six years I held many positions on the Board including Regional Coordinator Liaison, I have various souvenirs from those conventions throughout the room, including the Gail Morey dog chewing up a *Gazette*, which is one of my favorites. The fireplace was a Braxton Payne souvenir. The bookshelf in the back right corner holds all the mini autograph books that I had friends sign at every Houseparty and Convention. It was fun to sit and read them as I was putting the room together. It is sad, but so many of those wonderful friends are no longer with us.

In 1990, I was installed as President of NAME. The Miniature Society of Cincinnati once again volunteered to host the National Convention so all of my close friends and family could be there.

Randy and Barb Himes were the chairmen and the theme was "I Love a Mystery". Notice all the Sherlock Homes items in the room. Several friends did the petite point wall hangings, including Martha Farnsworth, Ev McMurray from Canada, etc. Since these photos were taken, I have added the Convention pin. The mini centerpiece on the table next to the chair, is a replica of the convention centerpieces. These were given to the table hostesses. Because I represented all the regions, I have included a wall map of the regions. I believe it was designed by Robin Betterley. I used the Judy Beal's table and the 1930's radio (for listening to the mysteries), which were souvenirs. At that convention I decided I needed to start collecting something that would represent all the NAME events I attended during my two year term as President. Since I collected full size Teddy Bears, I thought it would be fun to start my mini bear collection. My first purchase at the 1984 convention

— Continued on next page



On the mantle is Pete Aquisto Loving Cup and a photo of my Granddaughter Meghan, Emily Farmer Bear, wearing a sweater and sitting on the sofa. The fireplace was a Braxton Payne souvenir. A Gail Morey dog chewing up a *Gazette*.

## My NAME Memories

— Continued from page 24

was the Emily Farmer Bear, wearing a sweater and sitting on the sofa. A year earlier, at the NAME Gathering in Canada, an elderly gentleman (I do not recall his name) gave me the cradle and it works perfectly to hold many of the bears. My first Houseparty, as President, was in Atlantic City. I purchased the white leather bear and have him sitting on the dice. (A tote bag favor)

At the 1990 Convention, we voted to move the NAME office from California to Indiana so it would be centrally located for all of our members. We purchased the house in Carmel and one of my first duties as president was to sign the mortgage papers at the closing. You will see lots of minis of the NAME House in my room. The idea of having the Office and Museum centrally located for all members, was so popular that members started donating to pay off the \$140,000 mortgage. The majority were small donations. A special fund was set up and because of our many, many generous members; the mortgage was completely paid off in five or six years. No more rent and more members

could stop by to visit. The House truly belongs to all of our members. On the bulletin board above the desk, you will see the thermometer we used as the many donations arrived. The House pin on the wall above the bulletin board was the token of appreciation our members received when they donated.

In 1998 I chaired another Regional Houseparty in Indianapolis. "To Grandma's House We Go" I have recently added that pin to the wall and one of the souvenirs, a Jim Clark cookie jar is on the bookshelf in the back. I have added souvenirs from The Miniature Society of Cincinnati 25th anniversary party (the silver bowl on the mantle) and hope I can find space to add those from our 40th anniversary party this fall. On the mantle is a photo of my Granddaughter Meghan, who presented me with roses at the 1990 convention banquet. She was five at the time. On the right wall are photos of my two sons, who spent most of their high school years putting up with Mom and her hobby. I was a better Mom because of my hobby. It gave me a chance to do more than just be a Mom. I now need to add photos of my other grandchildren and my 10 year old Great Granddaughter, Petra, who went to the

Indianapolis Convention with me this past summer. Wow, talk about creating memories. We had such a great time and she is really hooked on the hobby. She has already put together all of her round table kits and, by the way for those who gave me a hard time, her Mad Hatter Café is completely finished and mine is still in pieces. Taking a grandchild to a Houseparty or Convention is a wonderful way to get the next generation interested.

I know the room is cluttered, but these are My Memories. I actually have five more plastic shoe boxes of things I wanted to use and it was hard to eliminate. I have made so many "forever friendships" with wonderful people from all over the US and Canada, because of NAME and my 10 years on the board. I could go to most any large city and look up a friend. NAME has helped make the past 40 years a true delight. I have been truly blessed and I can't imagine my life without NAME. I think my jam packed miniature room depicts the motto I have always had, "**You only get out of an organization, what you are willing to put into it.**" Thanks for the memories.



I included a wall map of the regions on the wall.



The mini centerpiece on the table next to the chair, is a replica of a convention centerpieces.

# New Mini Yoopers Club

By Shirley Fox, Norway, Michigan

As I write this article, it is now officially the first day of spring and there is hope of curing cabin fever here in the far north country in Michigan's Upper Peninsula. But I've got to admit that I began suffering cabin fever much earlier than when our first snow fell back in November. That is hard to believe but let me tell you the whole story behind that statement.

In late June of 2013 my husband decided we should move from the Metro Detroit area to be near our daughter, who is the only family we have. Up to then we were only able to visit about once a year as it was a ten hour drive for us to come here. I was very happy with this decision because I would be able to see our grandchildren all the time. Since we still had my former home, we had to get the renters moved out of that house, repair damages and get it cleaned up, and sell it. Then we took the long drive up here to Norway, Michigan and saw a house we liked. Since it was only early November, we did not want to make the move until winter broke. Driving through the snow belt in the northern lower peninsula then across the Lake Michigan shoreline in winter can be hazardous. The owner of the house agreed to hold the closing on this house for us until April. That also gave his renter time to move too.

Then the real work began. Now we had our home to sell. We had the normal stuff of a whole house to pack up and all my craft stuff too. This is a real rural area and the nearest craft store is a small Jo-Ann's an hour's drive away. There was no way I was going to get rid of any of my craft stuff since there is nowhere to buy supplies here.



**December** - a woven basket. I chose basket weaving as our first club project from the old stereotype of being crazy and weaving baskets. Well, you do have to be a bit crazy to get involved in this hobby.  
**January** - 2 plants "spider" and "pothos"  
**February** - Valentines Day theme. Set of 4 place-mats, napkins, centerpiece, and plate of cookies.

By mid-November I began the daunting task of packing. By the time I finished, the movers had over 300 boxes! I quickly learned how to substitute clothes and toilet paper for packing material. Except for one box the movers dropped, nothing I packed got damaged. As fragile as miniatures are, and having 12 larger roomboxes and several smaller ones, I think that in itself is an accomplishment.

Even though I had packed most of my mini tools and supplies I still attended meetings at the two local clubs right up until we left in May 2014. I needed the fellowship of all my miniature friends to keep my sanity throughout the moving process. At the May meeting, the girls surprised me with a going away party. That was such a sad night for me as this would be the last time I would see my miniature club friends.

We arrived in Norway, Michigan Memorial Day weekend. We are located on the Michigan Wisconsin border by Piers Gorge. It is so friendly here. After leaving the "big city" it is like stepping back in time. I almost expect to find that Ozzie and Harriet and the Cleavers live here. The biggest industry here is the paper mill in neighboring Quinnesec. It is the largest producer of quality glossy paper in the country. In fact this magazine is likely to be printed on paper made here!

I can honestly say that unpacking was a real mind-blowing task. By the end of September, I began having



**March** - toilet tissue tube chair  
**April** - Victorian wide brim hat  
**May** - Hatbox to fit hat  
**June** - embroidery floss woven rug

miniature withdrawal. It had been so long since I had time to "play", and I missed my friends from the mini clubs. Since October is National Miniature month, I approached the head librarian in Iron Mountain, Michigan about putting a display in the showcase and do a presentation on miniatures. I gave a presentation in November on alternate ways



to create and display miniatures. There were ten ladies present. I had a sign in sheet so I could contact them about forming a new miniature club. The first meeting of the new miniature club was in December with two ladies. Then I contacted the local newspapers who ran a very nice article about a new miniature club in the area. I received several calls from ladies who were interested. Some had never done miniatures and wanted to see what it was about. There were seven ladies and an 11 year old girl at the January meeting! In a town of 3,000 people I never expected the club to grow to this size. My basement work area is not big enough to handle this many people. The library would not let us meet there because it is against their policy for me to charge a small fee for materials for project kits. After trying several options, I contacted my church and they agreed to let us meet there. We held our first meeting there in February and I was able to get five new NAME members signed up. So now we are officially a NAME club, and the only one in the whole upper peninsula of Michigan. That is how we arrived at our club name of Mini Yoopers. In case you don't know, as of December, "yooper" is officially in the dictionary. Residents of the Upper Peninsula are called "yoopers" and lower peninsula residents are "trolls" because they live below the (Mackinac) bridge.

Our next meeting is September 5th and one of the members will be teaching a patio chair and table from a dishwasher detergent basket. I will be glad to talk to other club presidents and talk about club projects and exchange ideas. As we all know . . . Only through sharing can we really enjoy our treasures.

# The Mini Magic Craft Route

By Susan K. Morris, Defiance, Ohio

Each year, The Mini Magic Miniature Club, of Findlay, Ohio, displays its member's miniature creations at the Findlay/Hancock County Public Library. In the summer of 2014, I took the March/April 2014 *Gazette* to our meeting. I suggested that we enlarge the pattern for the roadside stand, on page 31, and create the Mini Magic Craft Route, similar to the Gatlinburg Great Smoky Arts & Crafts Community. The club unanimously agreed and we planned on displaying in December, since the library was redecorating during our usual month of October.

Each member created her roadside stand to accommodate her particular needs and interests. Some had windows, some added landscaping, signs varied in each crafter's construction. Many of our club members have specialty areas, and they are included in the craft route.



*A Tisket, A Tasket by Mary Fancher.*

Mary Fancher created "A Tisket, A Tasket," a roadside stand filled with baskets. Mary made all of the flowers, in the display, as well as the basket in the foreground, on the right. The tree, on the left, is made from wire and floral tape. If you remember the poem, A Tisket, a Tasket, a green and yellow basket, you can see that Mary used paper rib-



*Gail's Toy Box by Gail Lazarczyk.*

bon to make the basket, to the right of the dog. That basket has a letter to "My True Love."

Gail's Toy Box was created by Gail Lazarczyk. Her maiden name is Shoemaker, so she likes to add footwear to some of her creations. In this scene, she has added a pair of in-line skates. Gail is a retired teacher and also volunteers at the Mazza Center, a museum of original works of art, from children's books. She added a box of books and a child's desk to represent her interests in teaching children.



*Earth and Fire Pottery Shop by Susan Morris.*

Since I throw pottery, I created The Earth and Fire Pottery Shop. Nearly all of the pottery is my creation, but I did purchase a few pieces at shows, such as the umbrella stand, with canes, and a Japanese stool. One of my most popular pieces is the cabbage pot on the top shelf. I also included "stained glass," which was made from Shrinky Dinks. The pottery in the right foreground seems to sparkle because they are painted with Mother-of-Pearl glaze.



*Christmas Tree roadside stand by Julie Walter.*

Julie Walter created the Christmas Tree roadside stand. The snowman on the left is her own creation, and was a gift to all of the members, several years ago, for our fall exchange. Also, take note of the Christmas Pyramid decoration in front of the Yule Log. That kit was purchased at the Columbus Miniature Society show and sale and is a

traditional German Christmas decoration. It is smaller than 1/2 inch! Julie made all the wreaths, garland, and the Teddy bear on the 2nd shelf, and the stocking with a mouse and candy cane. Julie plans to add snow and more trees at a later date.



*Black Swamp Woodcarvers and Crafters by Karen Wendt*

Karen Wendt created Black Swamp Woodcarvers and Crafters (our area of Ohio is the Great Black Swamp, where a glacier melted). Notice the cute faces on the tree and furniture. Those items were purchased from "By Tamera," at the Frankenmuth Three Blind Mice show. The shop features hand-carved canes, soaps, and the hand carved dollhouse, on the left. The middle basket on the top shelf was created from aida cloth, and then painted. It even has a dot of gold paint to look like the brad that makes the handles move. Many of the items can be purchased from Karen's business, The Golden Acorn.

Deb Zachrich created Lisa Jane's Gnomes and Yard Art. She designed and taught the wind chimes that you see on the left. She made the gnomes from polymer clay. The wooden spinner ornaments are made from individual pieces of wood. The copper foil stars were made at a club meeting and were taught by Gail Lazarczyk.

Our Mini Magic Craft Route was displayed in memory of Cheryl McNish, a long-time member of the club and a faithful servant of NAME.



*Lisa Jane's Gnomes & Yard Art by Deb Zachrich*

# Mini Endeavors Club of Dallas/Fort Worth, Texas

Submitted by *Punya Reddy, Arlington, Texas*

We showcased several Miniature Displays in the Arlington, Texas Public Library this past June. Prototypes for our NAME Event in Dallas/Fort

Worth on October 3rd are on page 29. These photos are from the rest of the display in the Arlington Public Library.



*Trailer Home - 1/2" scale  
by Ellen Dast, Aledo, Texas*



*Mouse Picnic - 1" scale  
by Joyce Vugrin, Saginaw, Texas*




*Petal Peddlers Wagon - 1" scale  
by Punya Reddy, Arlington, Texas*



*Pets on Patio - 1" scale  
by Joyce Vugrin, Saginaw, Texas*



*Tiki Lounge - 1/4" scale  
by Karen Carter, Arlington, Texas*



*Patio Scene - 1" scale  
by Punya Reddy - Arlington, Texas*



*Picnic Scene with Food - 1" scale  
by Punya Reddy, Arlington, Texas*



*Patio Scene - 1" scale  
by Ellen Dast, Aledo, Texas*



*Inside Out - Nursery - 1/4" scale  
by Joyce Vugrin, Saginaw, Texas*



*Inside Out - Patio - 1/4" scale  
by Joyce Vugrin, Saginaw, Texas*

• Club News •

Mini Endeavors Club NAME Day Project

Submitted by *Punya Reddy, Arlington, Texas*



*Book Nook - 1" scale by Jean Allen, Fort Worth, Texas*



*It's About Time - 1" scale by Ellen Dast, Aledo, Texas*



*Animal Kingdom - 1" scale by Joyce Vugrin, Saginaw, Texas*



*Addictive Accessories - 1" scale by Punya Reddy, Arlington, Texas*

NAME CUTOUTS • PAPER DOLLS



*By Cat Wingler*

See page 16 for tips on embellishing your paper dolls.



## • Club News •

### Southern Arizona Miniature Enthusiast

Submitted by Myrna Williams, Tucson, Arizona

The on going club project, a 1/2-inch scale dollhouse. The house was given by Cindy Hinske, Owner of Miniature Memories, Tucson's mini store at her 10th Anniversary celebration. Many of the members took advantage of her generosity, and are now building it as a club project.

As the pictures indicate, we needed all our heads to decide if it should be a front or back opening house. The final decision was that it needs to open at the

back, because the roof line would interfere with it if it opened in the front.

Each participant will need to decide if they want to donate their house for a raffle at the upcoming 2016 Tucson' Miniature Showcase, to be held at the Mini Time Machine Museum of Miniatures.



Many hands make light work.  
From left Nancy Molander,  
Jan Rasmussen, Dottie Eagley,  
Myrna Williams, Sallie Grumka.

## • Dollar Store Treasures •

### Flowers & Grape Stems

By Bobbi Allen, Santee, California



#### • Supplies •

- Flowers
- Dried Grape Stems
- Glue
- Container
- Paint
- Stones or Shells

There are three 99¢ stores close to my home, I stop in often. I

was checking out the flowers, what I found was what looked like cherry blossoms. Later as I was eating grapes I noticed how the stems were shaped. I let them dry and carefully trimmed the tips. I removed the flowers and enlarged the hole in the back and glued them to



the stems. I painted the flower centers. A few leaves may be added. Small stones or shells may be glued in a small container for a base.

What have you made from the dollar store? Email or mail in your ideas to: Dorothy A. Hansen, Miniature Gazette Editor  
PO Box 1285, Monroe WA 98272-4285 • Email: [gazette@miniatures.org](mailto:gazette@miniatures.org)

## BACK OF NAME CUTOUTS • PAPER DOLLS

# Miniature Vignette Inside Lighted Wreath

By Marie Bird and Thuy Means



You can be the envy of the neighborhood with this lighted Christmas wreath which features a one inch scale miniature vignette in the center of the wreath.

The concept for this project was submitted by Marie Bird. Step-by-step instructions and pictures provided by Thuy Means.

## Supplies and Tool List

- Wood plate (14" x 17"; Hobby Lobby SKU#293654; craft wood section)
- 16-18" wreath, choose lightweight wreath with greenery securely attached to metal wire frame—a wire frame makes it easier to attach to your plate.
- Mini LED light garland (Menards, 24 bulbs/96" length, 3AA batteries, \$5.99)
- 8" cable ties
- Your choice dollhouse door or window, 1 inch scale
- Your choice brick or wood siding (12" square coverage); Lemax rubber brick mat used
- Nails—1/2" and 1" length
- Dremel tool with 1/8" drill bit
- Stripwood to fit length, width and depth of door/window frame
- Wood for door landing—1/8" thick, 2-1/2" to 2-3/4" wide, 6-10" length
- Optional—your choice decorative ribbon(s) for wreath
- Wreath door hanger
- Your choice tacky glue and gel-superglue such as E6000, Loctite or Omni-Fix
- Acrylic paints for door/window, door landing

This project can be completed in one day if you have all necessary supplies and tools ready.



The project goes a lot faster if you can find a wreath with picks already in place. Make sure the overall wreath size is 16" or 18" wide. Test fit over your wood plate before beginning project.

Light garland can be found many places (hobby stores, Walmart, hardware stores). Look for mini LED bulbs that use standard alkaline batteries. The longer the length of the garland, the more flexibility you have. I was able to wrap the entire wreath and have bulbs encircling the door in the center.

1. Think of the plate like a clock face. Place an "X" mark at 12, 3, 6 and 9 o'clock, 1" away from outer rim of plate.
2. Drill a 1/8" hole at 12, 3, 6 and 9 o'clock marks with your Dremel tool. The holes will allow you to insert cable tie and hold the wreath in place. Set aside.



3. If you use ready-made dollhouse door/window, there's a space surrounding the door frame that needs to be filled with strip wood to the top and sides of your chosen door/window.



4. Paint your door and frame with attached stripwood filler. Set aside to dry completely.

5. Test fit your door landing with respect to door and trim excess as necessary.



6. Paint your door landing and allow to dry completely.
7. Glue the door landing to the bottom of your door making sure door is centered with respect to the landing.
8. Nail the door landing to the bottom of the door using 1/2" length nails. I added two nails.
9. Place your door with landing onto the wood plate and your wreath on top of the plate. Decide where you want your door to be. With a pencil, trace the outline of your door where you want it placed.
10. Glue your door and landing onto the wood plate.



— Continued on next page



# 1" SCALE • LIGHTED WREATH VIGNETTE

— Continued from page 31


- Nail the door to the wood plate.  
Use 1" length nails, one nail at each door frame corner. Nail from front to back, then cover the nails same paint color as the door frame.
- Add two, one inch length nails on the backside of the plate so it goes through the door landing. Adding nails helps secure your miniature vignette if the glue gives out.
- Trial fit the "brick" around the door. Make measurements and cut out opening for the door and trim sides and top as desired.
- Glue the "brick" with a durable and waterproof gel superglue like Loc-tite, E6000 etc.

## The Wreath

I bought a ready-made wreath with picks in place. The picks are primarily at the bottom of the wreath, so I added 2-1/2" wide wire-edged ribbon around the entire wreath form.

- Begin at the center bottom of the wreath. Tie the ribbon to one of the greenery ties. 
- Fluff out the ribbon, and going counterclockwise, pinch and secure the ribbon about 4"-6" away from first knot using the greenery branches as "twist ties". 
- Continue in this fashion until the entire wreath has ribbon "nodes" every 4"-6".

## Make a Boutique Fluffy Bow the easy way

- Use wire-edge ribbon, 1-1/2" to 2" wide, about three yards needed.
- I made an 8" wide bow, but you can make any size you want. 
- Place the ribbon above a ruler and

form a 4" loop on the left and repeat for the right side. You can hold the center in place with a binder clip or just use your hand and fingers. 

- Make a total of eight loops, four on the left and four on the right. All the loops should be about the same size.
- Use a twist tie to secure the eight loops in the center. Do not cut the ribbon!
- Fluff out each loop and make adjustments to loop(s) as needed until you are satisfied.
- Arrange the loops so it forms a circle.
- Make a final loop in the center by encircling the ribbon around the center twist tie. Fluff out the center loop as you like.
- When satisfied, secure the center / final loop with a twist tie. Leave a 3"-4" ribbon tail.
- Secure the fluffy bow to the wreath by tying the ribbon tail to one of the greenery branches and use the greenery branches as "twist ties" as needed. Cut off excess ribbon tail as needed.

## Final Steps

- Place your decorated wreath on top of the wood plate. Thread a cable tie through 12 o'clock drilled hole, through the wreath form, and secure tightly. If there is excess cable tie, thread the excess through the hole again so it is hidden by the wreath.
- Repeat the above for 3, 6 and 9 o'clock.



- If you would like to have a lighted wreath, the last step is to add the LED garland. Place your battery holder below the door landing. Do not glue in place, as you want easy access to replace batteries as needed. Consider creating a battery holder from scrap wood to hold the battery box—glue the scrap wood below the door landing and the wreath greenery will hide your batteries.
- Stretch your wire out and secure in place using the greenery branches of the wreath as "twist ties".
- Have the lights "on" while you secure the bulb and wire every 4-6" along wreath form—this allows you to see how and where the lights will be when lighted.
- If you have enough length, you can have the bulbs encircle the door—be sure to glue the bulbs or wire in place.
- And you're done! You can now go to town decorating your miniature front door and hang your wreath with a wreath door hanger.



Although a Christmas wreath and theme was featured, you can easily make this a Fall, Halloween, Easter or any other holiday theme or not.

If you have any questions about this project, please email to [thuysgroups@gmail.com](mailto:thuysgroups@gmail.com).

Send photos of your finished wreath to: Dorothy Hansen, Gazette Editor  
PO Box 1285, Monroe WA 98272  
Email: [gazette@miniatures.org](mailto:gazette@miniatures.org)

# Thank You

to the individuals and organizations who have made generous donations to NAME.

June 1st - July 31st

## **BOOSTER \$5-\$49**

Sarah Ramsey Alexander  
Edna Bonney  
Barbara Bower  
Nancy Branch

Chapter AC PEO Sisterhood  
on behalf of Johanna Berman

Marilyn Cellucci  
Kathleen Chandler  
JoAnne Conly  
Carole Creedon  
Jeanie Daigle  
Nina Daldrup  
Roxann Dyess  
Michelle Faleshock

Tracy Fritz  
Marcia Gardner  
Jean German  
Laura Gifford  
Frieda Gluschenko

Margaret Gordus  
Cheryl Haubrock  
Mary Heiles  
C. Eleanor Heller  
Lynn Hess  
Susan Hoyt  
Diane Johnston  
Marilyn Jones  
Bonnie Jonus  
Lucy Killeen  
Marcia Knight  
Shirley Kosiek  
Julie Leshik

Art & Lula Martlink  
Florence McCutchin  
Gayle Miller  
Judith Mitchell  
Grace Mlynowski  
Ruth Moe

Mary Neiers  
Nancy Peters  
Tami Sage  
Kendra Sechovec  
Charlotte Serold  
Karen Sesody  
J.P. Sligh

Josefina Stecker  
Julia Stewart  
Lynne Summerhays  
Marianne Thurtle  
Mary VanBuskirk  
Adah Mae Wakelee  
Gina Walberg  
Joellen Waldenmaier  
Lee Weinstein  
Marie Woodruff  
Madeline Yurosek

## **CONTRIBUTING MEMBER**

### **\$50-\$99**

Katherine Barto  
Maria Cannizzaro  
Capital Area Tiny Treasures (NY)  
Pat Creagh

Jane Dillard  
Annette Dumais  
Patricia Johnson  
Marjorie Kotler  
Carol Menze  
Gerry Silberstein

## **SUPPORTING MEMBER**

### **\$100-\$249**

Sherrill Bedu  
Ellen Benoit  
Judy Doe  
Cortland and Virginia Doan  
Edythe Reed  
Retreat Into Miniatures  
Leslie Semple  
Wee Bees of Birmingham (MI)

## **MENS GARDEN CLUB**

Ron Carter

## **IN MEMORY OF**

### **WALTER ARNELL**

Molly Cromwell

## **IN MEMORY OF**

### **CAROL EICHE**

Appleseeds Club (NY)

## **IN MEMORY OF**

### **ANNE E. JOHNSON**

Linda Knapp  
Mini-Imaginations (CA)

## **In Memory of**

### **Joan McLean**

Mini-Cal Club of Santa Clara (CA)

## **IN MEMORY OF**

### **TOM O'CONNOR**

Jean Goodyear  
Janet Smith

## **Dog Days of Summer**

Norma Arbaugh  
Linda Austin  
Luba Barnes  
Karen Barone  
Ann Behan  
Ann Bramlet  
Callie Brunelli  
Karen Cary  
Chrissie Clapp  
Linda Clark  
Debbie Colombo  
Sandra Davis  
Jean Day  
Elaine Desmarais  
Heather Drinkwater

Barbara Engel  
Stephanie Engeseth  
Chris Ernst  
Romaine Eyler  
Marilyn Filter  
Diane Fisher

Beverly Fleming  
Peggy Fowler  
Ruth Frank  
Rose Furlong  
Patricia Garvey  
Linda Gautier  
Beth Grabau  
Laura Graney  
Kathy Grissom  
Linda Groesch  
Sue Herber

Marcia Hudspeth  
JoAnn Jacot  
Judy Jazdyk  
Patricia Johns  
Sharon Johnson  
Karen Jones

Dolores Kelley  
Shirley Kerasiotis  
Debbie Klingelhoets  
Carol Kolb

Ginger Landon-Siegel  
Elizabeth Loosemore  
Peggy Manning  
Janet McCandliss

Joanne McLeay  
Michelle Miller  
Nellie Miller  
Tonia Millington  
Lydia Murphy  
Laurie Parker  
Alician Pearce

Ruth Piatek  
Jenni Price-Jones  
Linda Ptacek  
Amy Rauch  
Janet Reading

Bernice Rosenberg  
Fern Rouleau  
Janet Sanem  
Carol Shea

Susan Sheridan  
Helen Sparks  
Patricia Stoughton  
Barbara Striethorst

Katharine Strobos  
Debra Stueber  
Leslie Swager  
Ina Waples  
JoAnn Webb  
Elizabeth West  
Lorna Whitlow  
Corena Wickett  
Jackie Williams  
Diana Worosilla  
Mary Wrenn

## **Love of NAME**

Sarita Speros  
Shane Barrett  
Elaine Bern  
Nancy Branch  
June Burns

Dawn Casey  
Dawn's Miniature Delights

Rita Sue Chambers  
Roberta Conner  
Drucille Conrad  
Helen Davis  
Nikki Donahue  
Monin Dreebin  
Nora Earnhardt

Marilyn Filter  
Eileen Freeman  
Patricia Frost  
Margaret Gazey  
Pamela Jarman  
Sheila Juhnke

Eva Kurtz  
Lori Lehman  
Lesia Lennex  
Judith Lieb

Louisville Miniature Club  
Madison Avenue Miniaturists  
Mona McNamee

Gail Morey  
Sandra Nosrati  
Karen Priester  
Liz Rattan  
Carol Reynolds

Rosa Rothering  
Marion Sargent  
Charrita Teague  
Sally Uchtman  
Norman Walker  
Carol Wharton

Linda Williamson  
Diana Wilson  
Jeri Wilson  
Elizabeth Wright

## **Dollar Club**

Karen Barone  
Marilyn Freedman  
Dorothy A. Hansen  
Marcia Hudspeth  
Frances Johnson

Peggy Manning  
Michelle Martinez  
Sue Seiffert  
Janet Smith  
Helen Sparks  
Helen Sparks

Sarita Speros  
Terry Unnold  
Joan Webb  
Madelon Weot  
Debbie Young

# WELCOME NEW AND RETURNING MEMBERS

## REGION A1

Sheena Freeman, Chicago IL  
JoEllen Kerwin, Wilmette IL  
Mila Falbaum, Minneapolis MN  
Rene Robinson, Moline IL  
Mary Rench, Greenville IL  
Kathy Novak, Mount Pleasant WI

## REGION A3

Holly McClellan, Lexington KY  
Bonnie L. Jonus, Elizabeth IN  
Leslie Hackbarth, Ann Arbor MI  
Teresa Mlwges, Cresview KY  
Leslie Rebecca Clemens, Yorktown IN  
Kathy Speier, Farmington Hills MI  
Mariana Arias, Nicholasville KY  
Yvonne Sivula, Daggett MI  
Donna Casselman, Millington MI

## REGION E1

Jean Pierce, Damascus MD  
James Creech, Midlothian VA  
Heidi Kempf, Midlothian VA  
V. Darnell Hoose, Midlothian VA  
Carol New, Midlothian VA  
Virginia Stanley, Detour MD  
Valli Laneye, Midlothian VA  
Carol A. Kolb, Westminster MD

## REGION E2

Denise L. McDonald, San Antonio TX  
Nancy Welenski, Mesquite TX

## REGION E3

Marvin Fogel, Palm City FL  
Mary Randles, Lewisburg TN  
Sherye Bradley, DeLand FL  
Susan Marie Wener, Sanibel FL  
Kathy Mosca, Port Orange FL  
Michelle Ellis, Boca Raton FL  
Jacklin Bekkouche, Canton GA  
Gina Walberg, Raleigh NC  
June Hardee, Deltona FL  
Carole Risteen Deltona FL  
Carolyn Allen, Fayetteville NC  
Mary Marraccini, Brentwood TN

## REGION M1

Marilyn Cellucci, Philadelphia PA  
Dana Fenton, Bronx NY  
Lucille Hoffman, Wilmington DE  
Barbara Antol, Poughquag NY  
Mary Kazanchy, Upper Mount Bethel PA  
May Hill, Garison NY  
Diana Worosilla, Pittston Twp PA  
Jeanne Partel, Orefield PA  
Katheryn Mayberry, New Castle DE

## REGION M2

Maureen Yadgood, North Andover MA  
Carolyn Hastings, Clinton MA  
Nic Damuck, Searsport ME

## REGION N1

Jessica L. Miramontes, San Diego CA

Sharon L. Wechsler, Las Vegas NV  
Sabrina Keep, Los Angeles CA  
Tamsen Gholson, La Jolla CA  
Cheryl Polito, Hagerman NM  
Mary Mason, Santa Barbara CA

## REGION N2

JoAnn Peterson, Sacramento CA  
Marilyn Pringle, Sparks NV  
Tina Allen, San Jose CA

## REGION N3

Kathy Kelly Moore, Portland OR  
Cindy Miller, Emmett ID  
Kristine McCracken, Eagle ID  
Leonie Sutherland, Nampa ID  
Julie Patricia, Boise ID  
Sharon A. Rost, Garden City ID  
Evelyn Smith, Portland OR  
Julia Stewart, Shoreline WA  
Robin Tomasi, Bellevue ID  
Ilene McKnight, Eagle ID  
Lana Hermanson, Mill Creek WA

## INTERNATIONAL

Lorraine Davidson, Claremont  
Tasmania Australia

**New Life Member**  
Beverly Panas

**amazon**smile

The Amazon.com Smile program donates %0.5 percent of purchases made through the program to the non-profit of your choosing.

To use it:

Log in to your Amazon account and search for "National Association of Miniature Enthusiasts, Carmel, Indiana"

Click "Select" on the first item in the resulting list.

Then go on shopping at Amazon as you normally would, it is all automatic from there on.

## FOR THE LOVE OF LITTLE THINGS IN A BIG WAY!

*Special Offer*

for N.A.M.E. Clubs

Miniature Collector is pleased to offer a special discount subscription offer to N.A.M.E. Club members. Members can begin or renew their subscriptions and each will receive a \$2.00 discount. A minimum of four subscriptions must be sent together to receive this special price. Send all names and addresses together with one check, individual checks, or Visa, MasterCard or Discover card information, or call 800-458-8237 and pay by credit card. Don't miss the exciting projects planned for future issues. Subscribe today to *Miniature Collector* magazine and experience the fun and joy of miniatures as each issue of *Miniature Collector* brings the best directly to your home.



**SUBSCRIBE TODAY!**

(Prices are before N.A.M.E. Club Discount)

**12 ISSUES \$39<sup>95</sup>**  
1 YEAR

Outside USA: \$63.95 (US Funds)  
SAVE \$31.93 or 45% OFF  
THE US COVER PRICE

**24 ISSUES \$74<sup>95</sup>**  
2 YEARS

Outside USA: \$122.95 (US Funds)  
SAVE EVEN MORE! 48% OFF  
THE US COVER PRICE

**CHARGE BY PHONE**  
**800-458-8237**

248-477-6650  
FAX: 248-477-6795

**Miniature Collector**

30595 Eight Mile, Livonia, MI 48152-1798  
www.scottpublications.com



N031

# Be a Grease Monkey for NAME

By Becky Lipscomb, 2nd Vice-president and Membership Chair

Most of us know a hardworking Grease monkey who keeps our vehicles up and running. They come in all sizes, shapes, colors, and ages. They are usually wearing some sort of protective clothing cover or a uniform that withstands the hardest and messiest work. My personal grease monkey is my younger child who keeps Mom and Dad in good running order and gives us the best advice about maintenance, trading in, all kinds of useful information.

I would like for all of us NAME members to be hardworking "Grease Monkeys for NAME". We can do this by working hard to get and keep members. The first and most important tool to have and use is a friendly smile, followed by interested conversation and encouraging words. Somewhere in our miniature pasts we were all as green as grass. We needed to be invited and taught and persuaded to join NAME so we could fully enjoy our hobby. Miniature Grease Monkeys did this for me over 40 years ago and, even though they didn't know they were grease monkeys, they worked hard and were so very patient with my freshman grade ideas and slow pace.

On a recent weekend Grease Monkey Roy Moore put on his work apron for NAME and recruited new members. He followed this by attending the Orlando show sponsored by Kim Sher and was joined by a couple of other Grease Monkeys for NAME and recruited new members. Thanks to all you Grease Monkeys in Florida! Should we let Florida be the only state with Grease Monkeys? No way! If you recruit new NAME members you can receive a Grease Monkey for NAME button to wear proudly and be recognized as hardworking and successful. I hope to

be making a ton of buttons proclaiming NAME members as hardworking Grease Monkeys who are out there getting the work done. Write or email me to receive your Grease Monkey for NAME button when you recruit a new member and I'll get it right off to you.

Thanks a bunch in advance!

Becky Lipscomb  
2nd vice-president & membership chair  
1910 Bella Vista Dr  
Chattanooga TN 37421  
RealMag1945@gmail.com



## • Clubs Celebrating a Five Year Anniversary •

Submitted by Leslie Swager, Club Liaison

### • Anniversary Year 2015 •

#### 40 years

A-3 C-076 Miniature Society of Cincinnati

#### 35 years

E-2 C-385 N.U.T.S.  
E-1 C-388 Peninsula Heritage Miniature Society  
A-2 C-397 Mini Miniacs of Salt Lake City  
A-1 C-402 Madison Area Miniature Enthusiasts  
A-3 C-409 Mini Construction Company  
M-1 C-426 Pittsburg Miniature Society  
E-3 C-431 Prince of Orange Miniature Society  
M-1 C-433 Jersey Inchkins  
N-2 C-438 Through the Looking Glass  
E-1 C-899 M.E.O.W.  
E-1 C-703 Maryland Miniatures Unlimited

#### 30 years

N-3 C-625 Portland Lilliput Miniature Club  
A-1 C-632 S.C.A.L.E.  
M-1 C-634 Capital Area Tiny Treasures  
A-1 C-641 Miniature Club of Cedar Rapids

#### 25 years

N-1 C-758 Desert Mini-Makers  
N-2 C-761 Our Little Mini Club  
N-1 C-775 Small World Miniatures  
M-1 C-776 Philly Miniatics

#### 20 years

A-1 C-874 Midstate Minimakers of Illinois  
A-3 C-876 Now and Again Club

#### 15 years

N-2 C-922 Gold Country Petal Pushers  
M-1 C-924 Jersey Metro Minis

#### 10 years

M-1 C-973 The Appleseds  
A-3 C-974 Magic of Miniatures

# The Bedroom Part I: Going Bunkers

By Pat Frost, Renton, Washington

Did you ever go shopping for a set of furniture, but, budgets being tight, you bought one piece at a time? Here's your chance to replicate that experience with NAME Day 2016!

First "purchase," a bunk bed with ladder, slated for your attention on October 1, 2016. You may decide to build your bunk with a play area below, or a desk and chair, or drawers under the bottom bunk.

It might be a bunk bed at camp, or a family get-away. I had a friend who had three rooms in their weekend home, each of which was barely the size of the bunk bed. But since they used the sleeping areas only at night, it was a brilliant use of space! What will you do with your space?!

As we move into the countdown towards October 1, 2016, here are deadlines to remember:

**April 1, 2016:** Having an event? Let Ruth Heisch know the details so that

your event can be listed in the *Gazette* and on the NAME web site.

Barbara Thornton-Hill and Thuy Means are Cutter Co-chairs."

**August 15, 2016:** Official deadline for ordering from the cutters (however, cutters can opt to accept orders later—watch the listings for individual deadlines.

**August 31, 2016:** Date at which cutters can ship the kits (international shipping dates may be earlier)

**October 1, 2016:** NAME Day

Some groups may set a later date to accommodate other considerations.

Thuy Means is Committee Chair for NAME Day.

And what does the future hold? Second "purchase" will come in 2017 and will complement the bunk bed. The same pattern will follow in 2018. What will those items be? Ah, you'll just have to wait and see. The most you

can know now...the pieces will add to the ensemble. What's next in 2017 and 2018? Dream, dream, dream...go bunkers with your ideas...and wait to see.

In the meantime, read the guidelines found in this issue of the *Gazette*, or look at the NAME web site for the applicable information and forms.



## 2016 Guidelines for NAME Day Cutter/Vendors

1. Potential kit cutters/vendors, who want to be listed as a Cutter for NAME Day Kits, should contact the Cutter Liaison, Thuy Means (thuymeans@gmail.com, (316) 210-1654) OR Barbara Thornton-Hill (bathca@gmail.com, 530-265-5704), who will provide the plans for the "Bunk bed" in three scales; 1", 1/2" and 1/4".

Cutters/vendors who wish to be added to a list of those willing to cut bunk bed kits should contact Thuy or Barbara to provide her with their prices and contact information. There is an application form on the NAME website also. This information will be listed on the NAME website and in other NAME Day information that goes out to sponsoring groups, NAME clubs, and individuals. NAME is providing this list as a service to its members.

NAME does not endorse any one cutter or business and any profits from the sale of kits by a cutter is income for that cutter. NAME does not receive any of the proceeds from the Kit cutters.

Sponsoring groups are welcome to

cut their own kits and should contact Barbara for the plans.

**The basic design should be the "Bunk Bed" project. It may be enhanced or the size changed, but the project needs to remain close to the "Bunk Bed" presented. If you are making changes to the design, please submit to Barbara Thornton-Hill, bathca@gmail.com for Committee approval.**

2. Cutters are asked to confirm NAME membership of the person ordering kits with Barbara Thornton-Hill, bathca@gmail.com, 530-265-5704, if there is any question of that person being a NAME member.
3. Event planners may purchase enough kits for their committee members in advance through their selected kit cutter. This will enable planners to have completed kits to advertise and use for display.
4. Orders for kits from event sponsors, Regional Teams, NAME Clubs, and individual NAME Members may be taken by NAME listed cutters/vendors who are also Sales Room Dealers at the NAME National Convention in Seattle, WA and at other

NAME sponsored events and shows. **Delivery, distribution or shipping of the kits must occur on or after August 31, 2016 for the continental United States. Orders to AK, HI and international destinations may be shipped earlier to ensure delivery in time for the event.**

5. August 15, 2016 is the official cut-off date for orders to ensure delivery in sufficient time for the event; however, individual cutters may use their discretion in determining whether to accept orders after that date. Cutters may also establish an earlier cut-off date.
6. Kit cutters may not sell the "Bunk Bed" kits as fundraisers after the event. This is a one-time project, special for the 2016 NAME Day, and is like a souvenir at a Houseparty or Convention. Since this is a special event, we ask that the kits not be manufactured after October 12, 2016 (unless previously arranged by a member).
7. Kits that are left over may be sold to NAME members until they are gone.

# 2016 NAME Day Guidelines

## NAME Day 2016 The Bedroom Part I: Going Bunkers October 1, 2016

The purpose of NAME Day is to unite and involve all NAME members by doing the same project on the same day at different locations throughout the US and internationally. Participation in an event may occur in clubs, locally, statewide, regionally, or online. Information will be in the NAME *Miniature Gazette* to encourage all NAME members' participation.

### • Dates •

As a way to kick off International Dollhouse and Miniatures Month, NAME Day will be on Saturday, October 1, 2016. Expanded events (or areas with conflicting dates) should occur as close to this date as is reasonably possible.

### • Project •

All events will center on the same project – “Going Bunkers”. Plans for the bunk bed will be provided in 1”, ½” and ¼” scale. Some cutters will produce kits for 1/144” scale.

1. This event is for NAME members and NAME clubs only. Non-NAME members should be encouraged and invited to join NAME so they can participate in this event. All efforts should be made to include ALL NAME members in an area. Events could be held locally, statewide, regionally, or online. Clubs might get together with other clubs; smaller groups of individuals in remote areas could meet in someone's home. Whatever the size of the event, the goal should be to welcome and invite all members. Event sponsors are encouraged to work with their State Representatives and Regional Coordinators to connect with members in their area and for support/assistance in planning their event.
2. Local event committees will determine their theme, accessories, length of the event (one day, mini weekend, etc.), and costs.
3. Insurance is available through the NAME office for events sponsored by a NAME Club and held in public locations in both the US and Canada. The form is available online.

Insurance requests must be filed with the NAME office by August 1, 2016.

4. We encourage participation from NAME shop owners and members. If a shop/shop owner is a NAME member, he/she may sponsor a NAME Day event BUT participation is limited to NAME members only.
5. Fees are to be set locally with all efforts made to keep costs low and reasonable. Because NAME is a non-profit organization, any profit from your event must be used for educational or charitable purposes. Please also remember that we are a part of a national organization and it would be nice if you could find a way to make a financial donation to NAME. You could add a few dollars onto your registration fee, plan some type of a fundraiser for NAME such as selling tickets for donated “helper” prizes, or donate a portion of your event profit to NAME. This is not a requirement but any donations are always appreciated.
6. To receive an informational packet and sample window kit in the scale you plan to offer for your event, please contact Ruth Heisch, 2016 NAME Day Event Coordinator.
7. To register your event, please contact Ruth Heisch, 2016 NAME Day Event Coordinator at:  
Ruth Heisch  
7197 Wooded Lake Dr.  
San Jose, CA 95120  
grouchybeartoo@aol.com  
(408) 997-1004  
This year there is an Event Application Form, found online or you can obtain it from Ruth.
8. In order to have your event listed in the July / August NAME *Miniature Gazette* your event must be registered with Ruth Heisch, by April 1, 2016. Once your information is received, it will be listed on the NAME website in a timely manner.
9. This event is to be a bunk bed. Individual event sponsors will determine themes. The basic design should be the “Bunk / Trundle Bed” project. It may be enhanced with embellishments, but the project needs to remain close to the “bunk

bed” presented. If you are making changes to the design, please submit to Barbara Thornton-Hill, bathca@gmail.com for committee approval.

10. Kit Cutters Needed: If you are interested in being on the NAME list of cutters, please contact:  
Thuy Means thuymeans@gmail.com  
(316) 210-1654 or  
Barbara Thornton-Hill  
bathca@gmail.com (530) 265-5704.  
We will send you a form for the application and information to be listed.
11. Kit cutters, Regional Teams, and event planners may not sell the “Going Bunkers” kits as fundraisers after the event. This is a one-time project, special for the 2016 NAME Day, and is like a souvenir at a Houseparty or Convention. Since this is a special event, we ask that the kits not be manufactured after October 12, 2016. Kits that are left over may be sold to NAME members.
12. Event sponsors are asked to place their orders with the kit cutter of their choice as soon as possible to allow sufficient time for the production of kits. To ensure delivery in time for your event, the cut off date for ordering kits is August 15, 2016. Shipping dates for the continental United States will begin August 31, 2016. Shipping dates for AK, HI and internationally will be mutually determined between the event sponsor and kit cutter.
13. Following your event, please send photos and event highlights to Pat Frost  
16009 SE 179th St.  
Renton, WA 98058 frostpl@aol.com  
so they may be shared online and in the NAME *Miniature Gazette*.

### 2016 NAME Day Committee:

- Thuy Means, Chair
- Liz West & Barbara Thornton-Hill, Design and Development
- Pat Frost, Publicity
- Ruth Heisch, Event Registration
- Barbara Thornton-Hill and Thuy Means, Cutter Co-chairs.
- Thuy Means, Project Testing & Instructions
- JP Sligh, Project Testing & Ancillary Project Development
- Kim Wood, Mailing kits to event organizers

---

---

# NAME Blue Ribbon Club Awards for 2014-2015

*Submitted by Leslie Swager, Club Liaison*

NAME annually recognizes and honors NAME clubs that have made contributions to both their miniature and local communities during the previous year with Blue Ribbon Club awards. These awards, (a certificate and a blue ribbon) are made at the Presidents' / Club Representatives meeting at the NAME National Convention or are mailed to the clubs not represented at the meeting. Each spring club presidents or representatives are asked to fill out a form listing the activities that can earn the club points (200 points are necessary). Points can be earned for such things as having members attend NAME and local miniature events, for each member receiving a Gold Star Volunteer pin, for hosting a State Day, or regional event. Points also can be earned for local community activities such as

exhibits, media presentation, recruiting new NAME members, and much more. It's easy to be Blue Ribbon Club — just keep track of your club's activities for a year, fill out the report form, and turn it in to the Club Liaison before June 30th.

This year a total of 100 clubs earned Blue Ribbon Club awards for participating in a variety of activities supporting our organization and our hobby. These are the clubs that earned Blue Ribbon Club awards for the year beginning June 1, 2014 and ending May 31, 2015.



## REGION N-1 (11)

San Diego Miniature Crafters . . . . .	C-011
Camarillo Miniature Guild . . . . .	C-089
Miniatures West . . . . .	C-110
Las Vegas Miniature Enthusiasts . . . . .	C-122
Small World Miniature Club . . . . .	C-143
Mini-Imaginations . . . . .	C-146
Minis in Paradise . . . . .	C-678
Desert Mini Makers . . . . .	C-758
Unfinished Kits Club . . . . .	C-858
More or Less . . . . .	C-912
Albuquerque Mini Makers . . . . .	C-1009

## REGION N-2 (10)

Redwood Small World Miniatures . . . . .	C-071
MiniCals . . . . .	C-293
Wee Housers of the Peninsula . . . . .	C-335
Through the Looking Glass . . . . .	C-438
Fresno Tinker Belles . . . . .	C-482
Mini Dreamers . . . . .	C-688
Gold Country Miniature Society . . . . .	C-906
May Day Minis . . . . .	C-919
Gold Country Petal Pushers . . . . .	C-922
Mini Attics . . . . .	C-960

## REGION N-3 (6)

Yaki Minis . . . . .	C-281
Boise Mini Les Bois . . . . .	C-311
Southern Oregon Miniaturists . . . . .	C-447
Portland Lilliput Miniature Club . . . . .	C-625
Girls in the Garage . . . . .	C-682
Small World Miniature Club Of Beaverton Oregon . . . . .	C-775

## REGION A-1 (10)

Mini Moo's . . . . .	C-011
Milwaukee Miniature Club . . . . .	C-303
Madison Area Miniature Enthusiasts . . . . .	C-402
Minis Only . . . . .	C-575
Metro Mini Makers . . . . .	C-616
S.C.A.L.E. . . . .	C-632
WEST . . . . .	C-699
Tiny Treasure Makers . . . . .	C-870
Lakeshore Miniature Makers . . . . .	C-967
North Shore Miniature Society of Northbrook Illinois . . . . .	C-1031

## REGION A-2 (5)

Omaha-Council Bluffs Miniature Guild . . . . .	C-269
Denver Minikins . . . . .	C-345
Sugar Valley Miniatures Society . . . . .	C-694
MOMS Club of Overland Park . . . . .	C-955
Small Stuff Society . . . . .	C-787

## REGION A-3 (15)

Michiana Miniature Guild . . . . .	C-035
Wee Bees of Birmingham . . . . .	C-052
Columbus Miniature Society . . . . .	C-119
Tri-City Miniature Makers . . . . .	C-124
Toledo Area Miniature Enthusiast . . . . .	C-295
Mini Magic Miniature Club . . . . .	C-318
Louisville Miniature Club . . . . .	C-530
Madison Avenue Miniaturists . . . . .	C-552
Harbor Minicrafters . . . . .	C-725
Strongsville Miniature Society . . . . .	C-731
Married with Minis . . . . .	C-781
Glass City Miniature Guild . . . . .	C-947
Troy Soldiers Miniature Society . . . . .	C-949
Magic of Miniatures . . . . .	C-974
Junction Minis . . . . .	C-1016

## REGION M-1 (9)

First State Mini Club . . . . .	C-150
Another World Miniature Club . . . . .	C-280
Lehigh Valley Miniatures Small on Scale . . . . .	C-285
Central Pennsylvania Society of Miniature Enthusiasts . . . . .	C-313
Capital Area Tiny Treasures . . . . .	C-634
Jersey Shore Miniature Society . . . . .	C-669
Big Apple Miniaturists . . . . .	C-894
Startin' Small . . . . .	C-989
Ladies of Adventure . . . . .	C-1027

## REGION M-2 (9)

The Tiny Treasure Society . . . . .	C-026
The Fitch House Miniature Club . . . . .	C-359
Cape Cod Miniature Society . . . . .	C-365
Small Impressions . . . . .	C-567
Lady Slippers . . . . .	C-666
Simply Small . . . . .	C-904
Friends thru Miniatures . . . . .	C-925
Tiny Acres Miniature Club . . . . .	C-952
Mini Magic of Maine . . . . .	C-994

— Continued on next page

# NAME Blue Ribbon Club Awards for 2013-2014

Blue Ribbon Clubs — Continued from page 36

## REGION E-1 (8)

Peninsula Heritage Miniature Society	C-388
Maryland Miniatures Unlimited	C-703
Wee Friends of Annapolis	C-708
Mini Wonder Workers	C-777
Mt. Vernon Miniatures Club	C-831
MEOW	C-899
Inch by Inch Miniature Club	C-902
Friday Conundrums	C-1018

## REGION E-2 (3)

First Miniature Guild of Fort Worth	C-199
N.U.T.S.	C-385
Mini Endeavors	C-1022

## REGION E-3 (14)

Les Petit Collecteurs of South Florida	C-127
Mini-Delights of Ft. Myers	C-185
Tampa Bay Miniature Enthusiasts	C-189
Chattanooga Miniature Society	C-325
Lakeland Miniature Guild	C-672
First Coast Miniature Guild	C-701
Small Wonders Club of Cary	C-712
Little Bits of Alabama	C-734
Mini Reflections Miniature Club	C-789
East Tennessee Miniature Makers	C-946
Palmetto Miniature Club	C-977
The Merry Mini Makers of the Triad	C-1021
Miniature Enchantment	C-1033
Miniature Collectors Society Of Charlotte	C-1034

**Total Blue Ribbon Clubs 2014-2015 = 100**

## • IN MEMORY •

### Donna Johnson

Donna had an amazing way of brightening up a room wherever she went. She had a vivacious joyous personality that was truly infectious. I met Donna years ago when she took the first of many of my classes. I was always delighted to see her name on my roster for an upcoming class, as I knew there would be many moments of laughter. Just seeing her smile, put a smile on your face. She just had that way of affecting people around her.

Donna practiced as a Registered Nurse for 25 years. After retiring, she continued to serve her community in many ways. She was an avid reader and a strong advocate of learning. Donna eventually became president of her local library chapter and worked to save the local library branches for all to enjoy.

Throughout her life, Donna loved dolls and miniatures. She was part of a miniature club for a short time but due to schedule conflicts she eventually choose to just meet intermittently with local friends to share this love of miniatures and create her beautiful projects. She did love sharing her joy of miniatures with her many friends she met through NAME, traveling not only to the NAME Houseparties but also to Paris. I will always think of Donna with a smile in my heart. She possessed an extra bit of sparkle that she gave to all of us. — Submitted by Ginger Landon-Siegel

### Marion Murray

I met Marion years ago when the idea of a club in Manhattan was just a dream. She worked hard to help create what many said couldn't be done because of the high expenses and meeting space difficulties of the "big city". Marion became the first treasurer of Big

Apple Miniaturists and served on our steering committee for many years. Her background as an accountant was a welcome asset for our club as we grew and developed. We will always be grateful for her knowledge that she shared. She was an avid supporter of her beloved NAME becoming a state representative in 1997, serving the downstate area of New York's, M-1 Region. She was involved with many houseparty committees over the years, serving in several capacities including hospitality and gold star chair.

Marion loved to chat, making finishing her projects at our club and at NAME events a rarity, but it was the love of sharing her miniatures, the camaraderie and the friendship that added to our miniature world. At houseparties she was always the last one to head to bed, not wanting to miss out on a conversation with one of her mini friends. She would take new miniaturists under her wing, inviting many to share the experiences at the houseparties with her, truly living the motto of NAME to the fullest. Marion always volunteered, if there was a job to be done she did it with a smile on her face. She was a unique friend, my mentor, supporter and confidant. She gave me the encouragement to grow from being just a person who taught at our club, to teaching workshops and then eventually to starting my miniature business. Whenever I thought I couldn't do it, I would call Marion and she would say, "Yes, you can". Her invaluable support, her caring friendship, her joyous laughter will be forever missed. No matter where I am, or what I am trying to tackle, I will always hear her voice, saying "Yes you can". Marion added so much to my life. I will be forever grateful. — Submitted by Ginger Landon-Siegel

### Tom O'Connor

Les Petits Collecteurs sadly reports the sudden and unexpected death of one of our members, Tom O'Connor, on July 2nd. Tom and his wife Hari resided in Buffalo, New York and Greenacres, Florida. Tom retired from teaching high school history, and he and Hari shared their love of traveling and miniatures. Tom took classes from many artisans, and the couple went to many of the NAME conventions. They were big supporters of NAME, and Tom was a member of the NAME Men's Garden Club and the Dollar Club.



Tom was an active member of our club, and was a tremendous help during our shows. He put signs out, connected the electric wires for the dealers and for our display room, and contributed some beautiful raffle prizes. His displays for our themed exhibit room were memorable, especially his tribute to the World Trade Center and his 1/2 inch Medieval Monastery. In recent years, Tom and Hari displayed many beautiful and intricate 1/4 inch projects. The couple were also involved in a miniatures club in Buffalo.

Tom will be sorely missed. We were looking forward to seeing him at this year's convention and back here in the winter. At least we'll still have Hari as a member of our group, plus many wonderful memories of a delightful man. — Written by Marilyn Freedman, club president

# MINIATURE SHOP DIRECTORY

The shops highlighted below in color give a 10% discount to NAME members. When you stop by, mention that you are a NAME member and be prepared to show your membership card and remember to thank them for all they do.

## REGION N-1

### Arizona

#### Auntie Em's Miniatures

5625 West Glendale Ave  
Glendale, AZ 85033  
623-435-0783  
auntieems@cox.net  
10:00am-5:00pm Monday-Saturday

#### The Doll House & Toy Store

at the Promenade  
16447 N. Scottsdale Road 115D  
Scottsdale, AZ 85250  
1-800-398-3981 • (480) 948-4630  
Mon-Sat 10-6, Sun 10-4  
www.azdollhouse.com  
Azdollhouse1@cox.net

### Southern California

#### Ms. Peggies Place

5063 Cass Street  
San Diego, CA 92108  
(858) 483-2621  
Wed-Thurs 5pm-8pm, Friday 12-5  
Sat 10-5, Sun 11-5, Mon-Tues Closed

#### My Doll's House

1218 El Prado Ave, Ste 136  
Torrance, CA 90501  
310-320-4828  
Mon-Sat 10am-4pm,  
Sun 11am-3pm  
margiesminiatures@gmail.com  
www.mydollshouse.com

## REGION N-2

### California

#### Dollhouses, Trains and More

300 Entrada Drive  
Novato, CA 94949  
415-883-0388  
M-F 10:00-6:00pm  
Sat-Sun 10:00-5:00pm  
support@dollhouses-trains-more.com  
www.dollhousetrainsmore.com

#### Shellie's Miniature Mania

732 Laurel St  
San Carlos, CA 94070  
650-593-4921 • Fax: 650-593-4985  
Tues-Fri 10:30-5:30, Sat 10:30-5  
www.shelliesminis.com  
Shelliesminis@msn.com

#### The Elegant Dollhouse

1120 Fulton Avenue  
Sacramento, CA 95825  
(916) 484-0411  
Fax: (916) 484-0412  
Open 7 days  
www.elegantdollhouse.com  
elegantdollhouse@aol.com

## REGION N-3

### Idaho

#### Creative Gifts & Miniatures

3314 North 5th Street  
Coeur d' Alene, ID 83815  
208-699-4187  
Ministuff33@aol.com  
Mon-Sun 12-5 or by appointment

### Washington

#### Alki Beach Miniatures

2622 Alki Avenue SW  
Seattle WA 98116  
425-821-1579  
Alkibeachminiatures@gmail.com  
www.alkibeachminiatures.com  
Mon-Sat 10-6, Sun 11-5

#### Bobbi Jo's Miniatures

2804 South Needham  
Spokane Valley, WA 99037-9007  
509-928-0881 or 509-928-5052  
Monday-Saturday 10:30-5:00 pm  
No email or website

#### CJN Miniatures

9675 Firdale Ave  
Edmonds, WA 98020  
206-406-9741  
connie@cjnminiatures.com  
www.cjnminiatures.com  
Tues-Sat 10:30-5:30 or by appointment

## REGION A-1

### Iowa

#### Dollhouse Dreams

613 Ave G  
Fort Madison, IA 52627  
319-372-0599 or  
toll free 1-877-875-6500  
Brenda@dollhousedreams.com  
www.dollhousedreams.com  
Mon-Fri 9-5:30 & Sat 9-4

### Illinois

#### Blackberry Harvest Dollhouse Museum Shoppe

18120 Dixie Hwy  
Homewood, IL 60430  
708-957-4332  
Hours: Wed, Fri, Sat 10am-5pm &  
Thurs 12-5pm. Please call first.

### Minnesota

#### Little Enchantments

5013 Ewing Ave S  
Minneapolis, MN 55410  
612-746-4040  
Tues-Fri 10am-7pm  
Sat 10am-5pm  
Monday by special appointment  
lenchantments@aol.com  
www.littleenchantments.com

### Missouri

#### Alice's Tea Room Through the Looking Glass Miniature Shop & Museum

329 South Main Street  
St. Charles, MO 63301  
636-946-0505 or 636-946-0026  
636-946-0737 Fax  
Mon-Sun 11-5

#### McGhee's Miniatures, LLC

Barbara McGhee  
8835 Manchester Rd.  
St. Louis MO 63144  
314 497-6140  
BarbMc11@hotmail.com  
www.mcgheesminiatures.com  
T-TH 12-6 F-SAT 12-8 SUN 12-4

#### Miniature Museum of Greater St. Louis

4746 Gravois Ave  
St Louis, MO 63116  
314-832-7790  
W-Sat, 11 am-4 pm; Sun 1pm-4pm  
FZerb@aol.com  
www.miniaturemuseum.org

## REGION A-2

### Montana

#### On A Smaller Scale

805 16th St West  
Billings, MT 59102  
406-259-0692  
10:00-6:00 Tues-Sat.  
smscale@bresnan.net

## REGION A-3

### Indiana

#### Museum of Miniature Houses and Other Collections

11 E. Main Street, Carmel, IN 46032  
(317) 575-9466  
Wed-Sat 11-4, Sunday 1-4  
mmhaoc@gmail.com  
www.museumofminiatures.org

### Kentucky

#### Miniatures Store at The Dollhouse Museum

344 Swope Drive  
Danville, KY 40422-2630  
859-236-1883  
Tuesday-Saturday 11-5  
Lori@TheDollhouseMuseum.com  
www.TheDollhouseMuseum.com

#### Mini Mansions

4759 State Route 54  
Owensboro, KY 42303  
270-926-3754 Appointment only  
www.minimansions.com  
ruth@minimansions.com

#### Nancy's Dollhouse & Miniature Shoppe

1860 Mellwood Ave #174  
Louisville, KY 40206  
502-714-8559  
Johnson.nancye@gmail.com  
https://www.facebook.com/nanciesdollhouseshoppe  
Wednesday-Saturday 10-4

#### The Jot & Tittle Dollhouse

372 Shadow Ridge Drive  
Cold Springs, KY 41076  
859-816-8707  
Hours by Appointment  
jotandtittle51@hotmail.com

### Ohio

#### Dolls and Minis

8068 Columbia Road  
Olmsted Falls, OH 44138  
440-647-1519  
www.dollsandminis.com  
dollsandminis@zoominternet.com  
Tues - Sat 10am -6pm

#### Hartland Miniatures

706 N Rosedale Ave  
Lima, OH 45805  
419-235-4357  
Eileen@hartlandminis.com  
Website not available at this time.  
Hours: Mon-Sat 10-6,  
Sunday by appointment only.

#### Junction Hobbies & Toys

7379 Squire Ct  
West Chester, OH 45069  
513-898-8078  
Mon-Sat 10-6pm, Sunday 12-6pm  
doeters@entertainmentjunction.com  
www.entertainmentjunction.com

#### The Miniature Cellar

12652 West Geauga Plaza, Unit A  
Chesterland, OH 44026  
440-729-6464  
minicellar@sbcglobal.net  
www.miniaturecellar.com  
Tues-Sat 10-5, Sun Noon-5  
Closed on Monday

## REGION M-1

### New York

#### D. Thomas Fine Miniatures

Darren Scala  
579 Warburton Ave #6  
Hastings-On-Hudson NY 10706  
914-381-9871  
dthomasfineminatures@gmail.com  
www.dthomasfineminatures.com  
Opening Fall 2014

### Pennsylvania

#### Trishie's Tiny Treasures

66 Robert St  
Nanticoke, PA 18634  
570-735-1622  
Wed 4:00-8:30 & Sat 10:00-2:00  
other times by appointment  
pbienk@aol.com

# MINIATURE SHOP DIRECTORY

## Volant Miniature Shop

310 Main St.  
PO Box 164, Volant, PA 16156  
(724) 533-5824  
11:00-4:30 Mon-Sat, 1-4:30 Sunday  
volantminishop@gmail.com  
www.volantminiatureshop.com

## REGION M-2

### Maine

#### BlueJacket Shipcrafters

160 East Main Street  
Searsport, ME 04974  
207-548-9970  
info@bluejacketinc.com  
http://www.bluejacketinc.com/  
8-4 M-F Winter  
9-5 M-S Summer

#### Studebaker Miniatures

Bill and Barbara Studebaker  
13 Maverick Street  
Rockland, Maine 04841  
Tel: 207-593-7039  
540-454-5510 (cell)  
540-454-2102 (Bill)  
*Open by Appointment*  
studio@studebakerminiatures.com  
www.StudebakerMiniatures.com

### New Hampshire

#### Earth and Tree Dollhouses & Miniatures

276 State Rt. 101, Unit 1  
Amherst, NH 03031  
1-877-801-8707  
Mon-Sat 10-5, Sunday noon-5  
staff@earthandtree.com  
www.earthandtree.com

### Vermont

#### Real Good Toys Dollhouse Factory Outlet

10 Quarry Street, Barre, VT 05641  
802-477-6464  
Monday-Thursday 9-4, Friday 9-5  
Jodi@realgoodtoys.com  
www.realgoodtoys.com

## REGION E-1

### Maryland

#### A Little Something Special

108 East Baltimore Street  
(inside Valley Antiques & Uniques), Funkstown MD 21734  
301-991-3069  
SpecialMinis4u@aol.com  
www.facebook.com/ALittleSomethingSpecialMD  
Mon-Sat 10am-5pm, Sun. noon - 5pm

#### Forever Friends Dollhouses and Miniatures

Ruth Dubois  
2105 Bishops Castle Drive  
Olney, MD 20832  
301-774-3037  
forever.friends@verizon.net  
foreverfriendsminis.com/shop  
10-4 most days.  
Closed Wednesday and Thursday.  
*Suggest calling to be sure we are in the shop.*

## Virginia

#### Tammy's Heirlooms

703-626-0456  
info@tammysheirlooms.com  
www.tammysheirlooms.com  
Online Shop

#### The Doll House Shop

8534 Patterson Ave  
Richmond, VA 23229  
804-285-8484  
VADollhouses@gmail.com  
www.Virginia-Dollhouses.com  
Mon 10-6, Tues 10-1:45, Wed 10-6,  
Thurs 10-6, Fri 10-3:30, Sat 9-2  
Sun closed

## REGION E-2

## Texas

#### Hill Country Miniatures Museum

Juliane Smith  
907 Alamo Road, Alamo Springs  
Fredericksburg, Texas 78624  
830-992-2122  
Juliane@mousescapescapes.net  
www.mousescapescapes.net  
https://www.facebook.com/pages/  
Hill-Country-Miniatures-Museum/  
223999444406817  
By appointment

## REGION E-3

### Florida

#### Ron's Miniature Shop, Inc.

751 West Colonial Drive  
Orlando, FL 32804-7343  
407-841-9333  
Mon-Sat 10-4  
ronsminiatureshop@att.net

### Georgia

#### Miniature Designs

3555 Lawrenceville Hwy  
Lawrenceville, GA 30044  
770-923-8500  
Mon-Sat, 10-6; Th 10-7:30, Sun, 12-5  
dollhouses@miniaturedesigns.com  
www.miniaturedesigns.com

### North Carolina

#### Gina's Originals

2105 Thornblade Drive  
Raleigh, NC 27604  
919-395-6745  
Gina1953@live.com  
Hours 10-9

## Spencer Doll and Toy Museum

108 Fourth Street  
Spencer, NC 28159  
704-762-9359  
spencerdollandtoymuseum@gmail.com  
www.spencerdollandtoymuseum.com  
Thursday-Saturday 10-4  
Adults \$5, Seniors & Students \$4

## CANADA

#### A Dollhouse Shoppe

23 Main Street  
PO Box 317  
Grand Bend, Ontario  
Canada N0M 1T0  
519-238-8312  
catherine@adollhouseshoppe.ca  
http://adollhouseshoppe.ca  
Winter: Tuesday-Saturday 10-5  
Summer: Monday-Sunday 10/5

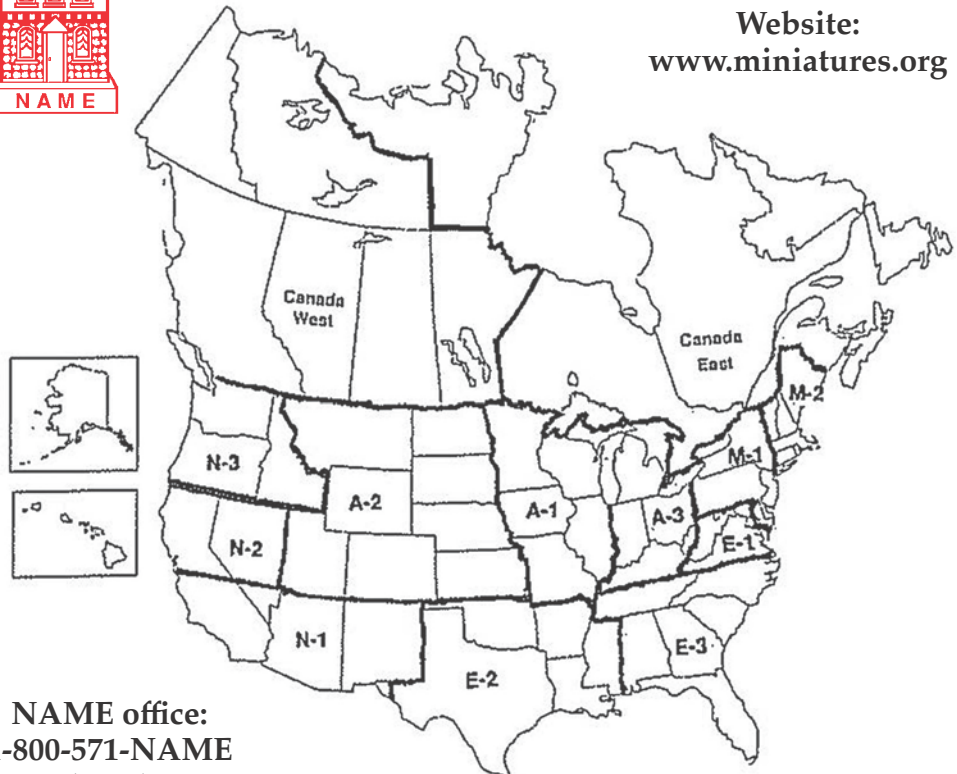
#### Out of the Ordinary

641 King St. East  
Cambridge, Ontario  
N3H 3N7 Canada  
519-650-2255 or 1-877-430-MINI  
minis@outoftheordinary.on.ca  
www.outoftheordinaryminiatures.com  
Tues-Fri 10:00-5:00 & Sat 10:00-4:00  
Evenings by appointment



## NAME REGIONAL MAP

Website:  
www.miniatures.org



NAME office:  
1-800-571-NAME  
(6263)

# NAME's Business Partners

## All About Miniatures

Greg Snyder  
3325 Holt Street, Whiteland, IN 46184  
812-345-1664  
gsnyder365@yahoo.com  
www.allaboutminiatures.com  
*Miniature items for all scales and budgets,  
with a specialization in building materials.*

## Cascade Miniatures

Luci & Dick Hanson  
5531 Riverbanks Road  
Grants Pass OR 97527  
541-479-2354 • hansonminis@me.com  
www.CascadeMiniatures.com  
*Roomboxes, display cases & Electrify.  
Dealer & Manufacturer*

## DBJ Miniatures

PO Box 1553, Chino, CA 91708  
909-984-4354  
dbjminiatures@verizon.net  
www.dbjminiatures.com  
*Dollhouse Furniture and Accessories  
Internet Store*

## Evan Designs

Shelly Jamison  
1140 US Hwy 287 STE 400-225  
Broomfield, CO 80020  
888-764-2610 • 815-642-8438 fax  
info@modeltrainsoftware.com  
www.modeltrainsoftware.com  
*LED's for minis, printable stained glass.  
Manufacturer*

## HanaMini.com

Hong McKinsey  
505 Cypress Point Drive #130  
Mountain View, CA 94043  
408-766-4647 • info@hanamini.com  
www.hanamini.com  
*Dealer, Distributor, Manufacturer  
& Internet Store*

## Harville Productions Miniature Shows

Terry Harville  
4600 N Chatham Drive  
Bloomington, IN 47404  
949-357-7412  
harvilleproductions@outlook.com  
www.harvilleproductions.com  
*Show Promoter  
Specialty: Miniature Show Promotion*

## Hobby Builders Supply/ miniatures.com

2388 Pleasantdale Road, Atlanta, GA 30340  
1-800-223-7171 • 770-242-1497  
hbs@miniatures.com  
www.miniatures.com  
*Dollhouses & Accessories  
Mail Order & Internet Store*

## IGMA

PO Box 629  
Freedom, CA 95019-0629  
1-800-711-4462  
1-831-724-8605 fax  
www.igma.org  
info@igma.org  
*Membership organization*

## It's Totally Minis

Myra Roland  
97 Arcadia Dr.  
Port Townsend, WA 98368  
360-774-3201  
itstotallyminis@gmail.com  
www.itstotallyminis.com  
*1:12 Scale Miniatures, Internet Store*

## Kentucky Gateway Museum Center

215 Sutton Street  
Maysville, KY 41065  
606-564-5865  
606-564-4372 fax  
communications@kygmc.org  
www.kygmc.org  
*KSB Miniatures Collection Museum*

## Kreative Acrylics

Bruce Krietzman  
6174 Olson Memorial Highway  
Golden Valley, MN 55422  
763-231-0385  
bruce@kreativeacrylics.com  
*Custom acrylic display cases,  
gluing jigs and risers*

## Lighting Bug LTD.

Linda Orleff  
147 Meadowview Drive  
Crossville, TN 38558  
931-287-0195  
contact@lightingbugltd.com  
www.lightingbugltd.com  
*Product Specialty:  
Handcrafted lighting in 1" and ½" scales  
Dealer, Manufacturer, Internet Store,  
Mail Order.*

## Mainly Minis, Inc.

129 Main St.  
Tupper Lake, NY 12986  
518-304-1342 • 866-445-7745  
minis@dollhouseminiatures.net  
www.dollhouseminiatures.net  
*Full Line of Miniatures, Internet Store*

## Philadelphia Miniaturia

PO Box 42  
Ferndale, FL 34729  
267-684-6276  
show@philadelphiaminiaturia.com  
www.philadelphiaminiaturia.com  
Orlando Miniaturia  
www.orlandominiaturia.com  
*Show Promoter*

## Raggedy D's Miniatures

PO Box 357506  
Gainesville, FL 32635  
352-472-6315  
RAGGEDYDS@aol.com  
www.raggedyds.com  
*Food, porcelain dolls and clothing.  
Show dealer, internet store*

## Real Good Toys, Inc.

### Dollhouse Factory Outlet

10 Quarry Street  
Barre, VT 05641  
1-866-524-0222 toll free or 802-477-6464  
email: Jodi@realgoodtoys.com  
www.realgoodtoys.com  
Open: Mon-Thur 9am-4pm, Fri 9am-5pm  
*Dollhouses & accessories  
Manufacturer, online store, factory outlet*

## Showcase of Miniatures

Ruth Heisch, Chairman  
7197 Wooded Lake Drive  
San Jose, CA 95120  
408-997-1004  
Grouchybeartoo@aol.com  
http://goodsamshowcase.miniature.net/  
*Show Promoter*

## S P Miniatures

Carol Singer  
PO Box 733  
Hightstown, NJ 08520  
609-902-8968  
SPminis@comcast.net  
www.SPminiatures.com  
*Artisan Representative  
Dealer, Mail Order, Internet Store*

## Woolytales Miniatures

Patricia Cabrera  
945 Horne Road  
Peachland, NC 28133  
704-221-7846  
Woolytalesminiatures@gmail.com  
www.woolytales.com  
*Handmade domestic, wild, and farm animals  
Internet store*



Miniature show and sale events are listed in the calendar section free of charge as space permits (limit 10 lines). Please confirm show dates with promoter before traveling. Send information to Dorothy Hansen, Gazette Editor, PO Box 1285, Monroe WA 98272-4285. Email: [MiniGazette@aol.com](mailto:MiniGazette@aol.com) Display advertising available, call or write for rate sheet.

### Deadlines

January/February:	October 1
March/April:	December 1
May/June:	February 1
July/August:	April 1
September/October:	June 1
November/December:	August 1

## NOVEMBER 2015

### November 13 & 14

#### Elk Grove Village (Chicago)

41st Annual WHIMSICAL WONDERLAND Miniature Show & Sale. Holiday Inn, 1000 Busse Rd, Elk Grove Village, IL 60007. Fri., Nov. 13 - 5:00 pm to 9:pm & Sat., Nov. 14 - 10:00 am to 4:00 pm. Admission: \$6.00, 2-day pass \$8.00, ages 10 & under free (no strollers please). Workshops: Fri., Nov. 13. website: [www.weecminiclub.com](http://www.weecminiclub.com). Come & see the largest Miniature display in the Chicagoland area! Info: Faye Machala at 630-260-9856, email: [weecminishow@aol.com](mailto:weecminishow@aol.com).

#### November 21 • Columbus, OH

29th Annual Show and Sale. Theme: Christmas. 10 am to 4 pm. Bethel United Methodist Church, 1220 Bethel Road. \$5.00 for adult; \$2.00 for children under 12 No Strollers Please. FREE Parking! Food: Provided by TWIG Exhibits: May or not may not be based on the theme. All profits donated to charity. Info: [columbusminiaturesociety.org](mailto:columbusminiaturesociety.org)

#### November 28, 29 • Madrid, Spain

Madrid Dolls House Miniatures Fair. Hotel Convencion O'Donnell, 53 28009 Madrid, Spain, Special Collectors Hours: Sat., Nov. 28, 11 am - 1 pm. Tickets available at door only - 12 euros per person. Ticket includes re-admission on Sun. Public Hours: Sat., Nov. 28, 1pm-8pm. Sun., Nov. 29, 11 am - 4 pm. Admission at door: Adults - 6 euros, Children under 12 - 3 euros. Tom Bishop, 10528 Oak Meadow Lane, Lake Worth, FL 33449 Phone: (561) 434-6622. Fax: (561) 434-6159 E-mail: [BishopShow@aol.com](mailto:BishopShow@aol.com) Web address: [www.BishopShow.com](http://www.BishopShow.com)

## DECEMBER 2015

### December 1-9 • Cruise

Miniatures cruise with kindred spirits: Christmas Markets along the Danube from Nuremberg to Vienna. Onboard mini miniatures show, workshops and mini gift exchange. Visiting miniature shops in Munich, Regensburg, Passau and Vienna. Join me at the Nuremberg Toy, Dollhouse and Miniatures Museum. Grand Circle cruise line: 1 800 597 2452, press 2 and give our departure date and Molly's Group Code number: G5 20068. You can pick your deck and cabin by calling now! View the Danube itinerary at [www.mollycromwell.com](http://www.mollycromwell.com)

## JANUARY 2016

### January 9 • Port Orange, FL

16th Annual Dollhouse Miniatures Flea Market. Sponsored by Daytona Ideal Miniature Enthusiasts (DIME) Saturday, January 9, 2016 - 9 am - 2 pm at the Lakeside Community Center, 1999 City Center Circle. Adult admission \$5.00 Children under 12 free. Food available, Door Prizes, Club Exhibit, free parking. Info: Helen Sullivan 386-228-0439 or 386-717-8001. [helensullivan40@yahoo.com](mailto:helensullivan40@yahoo.com) and our <http://home.earthlink.net/~sull1> Web site: DIME Daytona Ideal Miniature Enthusiasts

### January 22 & 23 • Fullerton, CA

The Greater Southern California Miniatures Show. Howard Johnson Hotel - Fullerton, 222 W Houston Ave

Sat., Jan. 23, 10am-4pm. Adults \$8., Children under 12 \$4. (No Strollers). Preview Show & Sale. Fri., Jan. 22, 7pm - 9:30pm. \$15. - Includes Hors d'oeuvre Party from 6:30-7, Early Buying Privileges and 2 Day Admission. Tickets available at door - No children. Info: Tom Bishop, 10528 Oak Meadow Lane, Lake Worth, FL 33449 Phone: (561) 434-6622. Fax: (561) 434-6159 E-mail: [BishopShow@aol.com](mailto:BishopShow@aol.com) Website: [www.BishopShow.com](http://www.BishopShow.com)

### January 25, 26, 27 • Las Vegas, NV

Wholesale Trade Show - (Not open to the public). Each year CIMTA, Inc. holds an annual trade show at the Orleans Hotel & Casino, in Las Vegas, NV. The exhibitors at the show are all CIMTA members: Professional handcrafters, Manufacturers and Distributors, of scale miniatures. Website: [www.cimta.com](http://www.cimta.com)

## FEBRUARY 2016

### February 6 & 7 • San Diego, CA

Diego Miniature Crafters. Al Bahr Shrine Center, 5440 Kearny Mesa Rd. Adults \$8/Children (8-12) \$2 Discount coupon on website. Exhibits, sales & classes for DIY crafters, artists & collectors of dollhouse size miniatures. Kid's Only sales table. Food Available. Free Parking. Sunday morning workshop. Info: [sd.minishow@gmail.com](mailto:sd.minishow@gmail.com) Website: [sdminiatureshow.com](http://sdminiatureshow.com)

### February 27 • Hightstown, N.J.

37th Annual Dollhouse and Miniatures Show & Sale Sponsored by The Hightstown Woman's Club at The First Presbyterian Church, 320 North Main St., Hightstown, N.J. on Saturday, February 27, 2016 from 9:30 a.m. to 3:30 p.m. Admission \$5.50. Children under 12 \$2. Info: [olsenfarr@verizon.net](mailto:olsenfarr@verizon.net) Shirley Olsen 609-448-8388

## MARCH 2016

### March 4 & 5 • Atlanta, GA

Atlanta Miniatures Show. Holiday Inn Select, 4386 Chamblee Dunwoody Rd. Saturday, March 5, 10am-4pm. Adults \$8., Children under 12 \$4. (No Strollers). Exclusive Preview Show & Sale. Fri., March 4, 7pm-9:30 pm. \$15. - Includes Hors d'oeuvres Party from 6:30-7:00, Early Buying Privileges and 2 Day Admission. Tickets available at door - No children. Info: Tom Bishop, 10528 Oak Meadow Lane, Lake Worth, FL 33449 Phone: (561) 434-6622. Fax: (561) 434-6159 E-mail: [BishopShow@aol.com](mailto:BishopShow@aol.com) Website: [www.BishopShow.com](http://www.BishopShow.com)

### March 5 • Sarasota, FL

9th Annual Mini Spring Cleaning Flea Market. Saturday, 10:00 a.m. - 3:00 p.m. Admission \$5. Ramada Waterfront Sarasota, 7150 N. Tamiami Trail. Contacts: Lois Marshall, [loismarshall@comcast.net](mailto:loismarshall@comcast.net), (941) 356-1291, Mary Baker, [maryb49@verizon.net](mailto:maryb49@verizon.net), 941-758-3779

### March 5 & 6 • Seattle, WA

Seattle Miniature Show. Same Wonderful Location! DoubleTree Suites by Hilton - Seattle Airport - Southcenter 16500 Southcenter Parkway, Seattle, Washington 98188. Adults \$7. Children under 12 Free. Saturday, 10am to 5pm, Sunday, 10am to 4pm. Classes/Workshops for adults and children. Handicap accessible. Exhibits galore. Info: Pat Bennett, Promoter, Seattle Miniature Show, PO Box 846, Salem, Oregon 97308-0846. Phone: 503-362-6012. Email: [PatBennett@SeattleMiniatureShow.com](mailto:PatBennett@SeattleMiniatureShow.com). website: <http://www.SeattleMiniatureShow.com>

### March 18 & 19 • Pittsburgh, PA

"Miniatures On The Road" dollhouse and Miniature show located at the Comfort Inn and Conference Center, 699 Rodi Road, Pittsburgh, PA. Friday 5:00pm-9:00pm, Saturday 9:00am-2:00pm. Adults \$5., age 5-12 \$3. Show your NAME membership card for a \$1.00 admission discount. (No strollers or pets please) Info: John Shepherd (765) 716-5674, e-mail: [MiniaturesOnTheRoad@yahoo.com](mailto:MiniaturesOnTheRoad@yahoo.com)

### March 20 - New Castle, DE

The First State Mini Club's 39th annual show and sale will be held on Sunday March 20, 2016 from 10 AM to 4 PM at the Clarion Hotel ("The Belle"), 1612 N. DuPont

Highway, New Castle, DE, just off I-295. Door prizes, exhibits, free parking, club table, free make-and-take activity, fifty vendor tables, refreshments. Adults \$5, Children \$2.50, Seniors \$4.50. Info: [info@firststateminiclub.org](mailto:info@firststateminiclub.org) Lois Weyer 610-274-8558

## APRIL 2016

### April 9 • Las Vegas, NV

NEVADA STATE DAY, Saturday, April 9, 2016. Elegant Art Deco Entryway (1" scale). Location: The Holy Spirit Church - Parish Hall, 6670 W. Cheyenne. 9:00 AM - 4:00 PM. Fee - \$80. Info: Corena Wickett @ [HianHeart@aol.com](mailto:HianHeart@aol.com). Optional Friday, April 8, 2016, 6:00 PM - 8:00 PM. Pizza & Roundtables. Fee - \$30. Website: <http://lvminiatures.wix.com/home#!nv-state-day-2016>

### April 9 • Worthington, OH

OHIO STATE DAY. Columbus Miniature Society presents UFMP Flipped Fairy! (UnFinished Mini Pieces/Parts). Your very own one of a kind fairy tree house. All skill levels. Limited to 30, pre-registration deadline December 31, 2015. \$80, 6 hours instructions, materials, continental breakfast and catered lunch. 8:30-4:30, Info: Carol Deime, 2031 Ormond Ave., Columbus, OH 43224. Email: [twonickels53@gmail.com](mailto:twonickels53@gmail.com)

### April 9 & 10 • Cincinnati, OH

Miniature Society of Cincinnati's 39th annual Dollhouse and Miniature Show and Sale at Entertainment Junction 7379 Squire Court, West Chester Township. From I75 (north of Cincinnati) exit 22. Hours: Sat 12-noon -5pm, Sun 12 noon - 4 pm. Adults \$5 Children 3-12 \$3 Exhibits, door prizes, childrens table no strollers, free parking, handicapped accessible. Info (513) 535-8972 Email [cincy-minis@gmail.com](mailto:cincy-minis@gmail.com) Website [www.cincy-miniatures.org](http://www.cincy-miniatures.org)

### April 14, 15, 16 • Chicago, IL

Three Blind Mice Dollhouse & Miniatures Show, Wyndham Garden Hotel, 1725 E. Algonquin Rd., Schaumburg Illinois. Free Shuttle all 3 days to all 3 shows. Wheelchairs and Strollers welcome. Info: Linda Frye 407-397-0852 [Lindafryeminis@gmail.com](mailto:Lindafryeminis@gmail.com) [www.3blindmiceshow.com](http://www.3blindmiceshow.com)

### April 15, 16, 17 • Chicago, IL

Chicago International. Marriott Chicago O'Hare, 8535 W Higgins Rd. Sat., 10am-5 pm. Sun., 11am-4pm. Daily: Adults \$8., Children under 12 \$4. (No Strollers). Preview Show & Sale. Fri., 10 am - 5 pm & Sat., 9am-10am. Pre-registered Preview \$25. mail only. Ticket includes Early Buying Privileges and 3 day admission. Workshops Mon., April 13-Thurs., April 16. Info: Tom Bishop, 10528 Oak Meadow Lane, Lake Worth, FL 33449 (561) 434-6622. Fax: (561) 434-6159 E-mail: [BishopShow@aol.com](mailto:BishopShow@aol.com) Website: [www.BishopShow.com](http://www.BishopShow.com)

### April 16 & 17 • Boise, ID

Mini Les Bois 36th Annual Miniature Show and Sale. Best Western Inn at the Airport. Saturday 10-5, Sunday to 5. Info: Mini Les Bois, PO Box 4482, Boise, ID 83711-4482, Bobbi Hargett 208-377-9154 email: [minigalb@aol.com](mailto:minigalb@aol.com)

### April 18 • Worcester, MA

Friends Thru Miniatures will hold their 14th annual Fun Day on April 18, 2016. Breakfast, lunch, classes, exhibits, and a silent auction with a souvenir and door prizes. Registration at 8am. Workshops end at 4:30. Greendale Community Church, 10 Francis St., Worcester, Mass. For more information call andra at 860-377-0685 Or e-mail her at [iluvministoo@yahoo.com](mailto:iluvministoo@yahoo.com)

### April 24 • Lancaster, Pennsylvania

26th Spring Reading/Lancaster area Dollhouse Miniatures Show & Sale. The Lancaster Farm & Home Center, 1383 Arcadia Road, Lancaster. 10am-3:30pm. Adults \$5, Child 12 & under \$2. Info: SASE to Diana Fogel, 322 Longview Road, Boyertown, PA 19512; (610) 689-4825. Website: <http://www.dollhouseminiatureshow.com>

—Continued on next page

**MAY 2016**

**May 6 & 7 • Ann Arbor, MI**  
 Three Blind Mice Dollhouse & Miniatures Show. The Holiday Inn, 3600 Plymouth Rd, Ann Arbor, Michigan. Wheelchairs and strollers welcome Info: Linda Frye 407-397-0852 Lindafrayeminis@gmail.com. www.3blindmiceshow.com

**May 14 • Peachland BC, Canada**  
 Miniature Enthusiasts of Central Okanagan (MECO) presents their 22nd annual miniature show and sale. Peachland Community Centre 4450 6th Ave.(just off Beach Ave.) Peachland BC. Time - 10 a.m. to 3 p.m. Wheel chair access and plenty of free parking. Admission \$3.00. Children under 8 yrs. free. Info: Barb@ (250) 767-2842. Email: barbandpaulyeo@shaw.ca

**May 14 & 15 • Indianapolis, IN**  
 "Miniatures On The Road" dollhouse and miniature show located at the Marriot East Conference Center, 7202 E. 21st St., Indianapolis. Saturday 9:00am-5:00 pm, Sunday 9:00am-4:00pm. Adults \$5., age 5-12 \$3. Show your NAME membership card for a \$1.00 admission discount. (No strollers or pets please) Info: John Shepherd (765)716-5674, e-mail:MiniaturesOnTheRoad@yahoo.com

**JUNE 2016**

**June 3 & 4 • Kansas City, MO**  
 Kansas City dollhouse and Miniature Show. Howard Johnson 1601 North Universal Ave. Fri 4-9 and Sat 10-4 There will be classes on Friday during the day see miniatureshows.com for class information. More Dealers, More prizes, Raffle to benefit MS. Info: T & D Miniatures tdmminiatures@sbcglobal.net 314-277-2601

**JULY 2016**

**July 21-24 • Seattle, Washington**  
 NAME 2016 National Convention. Welcome to My Garden.

**2016 Miniature Gazette Deadlines & Themes**

**March/April 2016 issue**  
 Deadline: December 1, 2015  
 Theme: Paper

**May/June 2016 issue**  
 Deadline: February 1, 2016  
 Theme: Final Touches

**July/August 2016 issue**  
 Deadline: April 1, 2016  
 Theme: Welcome to my Garden

**September/October 2016**  
 Deadline: June 1, 2016  
 Theme: Small Scale

**November/December 2016**  
 Deadline: August 1, 2016  
 Theme: Fun Days

**Welcome  
New Clubs**

C-1041  
Mini Misfits of Demascus  
Demascus, Massachusetts

C-1042  
Mini Fools  
Renton, Washington

**BOOKS FOR SALE**

DOLLHOUSE MINIATURE BOOKS and MAGAZINES for sale. Extensive collection over many years. Enquires: Velma McDonald, 3888 Madrona Dr. SE #207, Port Orchard, WA 98366. Email: vomminis@yahoo.com

Do you have books you would like to sell? Advertise in the *Miniature Gazette*.

**CLASSES**

Do you have a class to offer? Advertise in the Classifieds!

**ON-LINE SHOPS**

Advertise your On-line shop in the *Miniature Gazette*.

**MUSEUMS**

NATIONAL ASSOCIATION OF MINIATURE ENTHUSIASTS MUSEUM 130 N. Rangeline Road, Carmel, IN. Monday-Friday 9 am-4 pm. (317) 571-8094

**CLASSIFIED  
ADVERTISING RATES**

65¢ per word

Abbreviations, initials, name and addresses, are chargeable words.  
Add your photo or art work for \$25.

Send to: Dorothy Hansen, Gazette Editor  
PO Box 1285, Monroe WA 98272-4285

**NAME PROMOTERS**

*Thanks to the following shows and promoters for providing NAME a complimentary table.*

**March 2015**

Pat Bennett • Seattle Miniature Show  
Seattle, Washington

Shelly Norris • A Mini Miniature Show  
an online show at:  
<http://aminiminiatureshow.weebly.com/>

First State Mini Club  
New Castle, DE

**April 2015**

Diana Fogel  
Dollhouse Miniatures Shows & Sales  
of Lancaster/York PA Area, Lancaster PA

The Miniature Society of Cincinnati  
Cincinnati, Ohio

Tom Bishop  
Chicago International • Chicago, Illinois

Linda Frye • Three Blind Mice  
Schaumburg, Illinois

**May 2015**

Texas Miniature Showcase  
Dani Muckleroy, Dallas, Texas

St. Louis Miniature Show  
Teresa Zweiner • St. Louis, MO

3 Blind Mice Show • Linda Frye • Ann Arbor, MI

**July 2015**

Lehigh Valley Small on Scale C-285  
Bredingsville/Fogelsville, PA

Diana Fogel, Lancaster PA

**August 2015**

Shelly Norris  
"A Mini Miniature Show" Online

Tom Bishop  
Fall Chicago Miniature Show • Chicago, IL

**September 2015**

32nd Mid Atlantic Tysons Corner Show  
Molly Cromwell, Vienna, Virginia

Denver Museum of Miniatures  
Dolls and Toys  
Denver, Colorado

Kimberly Sher  
Orlando Miniaturia, inaugural show

Atlanta Miniature Show  
36th annual Show and Sale

**October 2015**

Pat Bennett  
Portland Miniature Show  
Portland, Oregon

40th Annual Good Sam Show  
San Jose, California

Three Blind Mice Show  
Tampa, Florida

The Charlotte area NAME clubs  
2nd annual show, Mooresville, NC

# REGIONAL & STATE / AREA REPRESENTATIVES

Effective 8/5/15

## REGION N-1

**Regional Coordinator**  
Ginger Anderson  
44719 N. 18th St.  
New River AZ 85087  
623-465-7994  
ginnymini@aol.com

**Newsletter Editor**  
Robert Ravenwood  
6510 N. 12th Place  
Phoenix AZ 85014  
602-725-8652  
rravenwood55@aol.com

**Arizona**  
Sally Lonn  
19720 N. Wessex Dr.  
Surprise, AZ 85387  
623-466-8708  
425-785-0625 (Cell)  
sallylonn@gmail.com

**California**  
**Riverside, Orange,  
San Bernardino & Los Angeles**  
Nancy Robertson  
10559 Pendleton Street  
Riverside, CA 92505-1737  
951-785-1936  
nanrob9@yahoo.com

**Santa Barbara, Ventura &  
Los Angeles Counties**  
Grace Mlynowski  
12831 Friar Street  
Valley Glen CA 91606-3021  
818-985-4884  
mlynowski@grace@yahoo.com

**San Diego & Imperial County**  
Peggy Boggeln  
2064 Pierino Drive  
San Diego CA 92114-2127  
619-262-9223  
pboggeln@cox.net

**San Luis Obispo/Kern County**  
Betty Hodges  
3210 Main St.  
Morro Bay, CA 93442  
805-771-8501  
beachbetty@aol.com

**Nevada**  
Janet Gordon  
2713 Cuckoo Shrike Ave  
N. Las Vegas NV 89084  
702-649-3922  
jgaliante@yahoo.com

**New Mexico**  
Susan Sheridan  
725 Campfire Rd SE  
Rio Rancho, NM 87124-2308  
505-994-2505  
ssheridan@q.com

**Welcome Committee**  
Helen A. Sparks  
45974 W Dirk St  
Maricopa, AZ 85139  
480-277-0951 cell  
minihelen2002@yahoo.com

**Webmistress**  
Janet Smith  
5136 Lost Padre Mine Road  
Las Cruces NM  
575-532-5432  
desertminis@gmail.com

## REGION N-2

**Regional Coordinators**  
Barbara Thornton-Hill  
13703 No. Bloomfield Road  
Nevada City CA 95959  
530-265-5704  
bathca@gmail.com

**California East Bay, Tri Valley**  
Bobbie Schmidt  
2835 Encina Camino  
Walnut Creek CA 94598  
925-943-1741  
Artbum@aol.com

Will Thomas  
2186 Newton Drive  
Brentwood CA 94513  
925-634-7584  
placel@comcast.net

**Marin, Napa Valley**  
Contact your Regional Coordinator

**San Francisco, N. Peninsula**  
Contact your Regional Coordinator

**Fresno**  
Barbara Fairbanks  
4698 N. Zediker  
Sanger, CA 93657-9124  
559-907-6051  
minimage1@gmail.com

**North Coastal**  
Laurie Parker  
PO Box 924  
Trinidad, CA 95570  
parkrscas@aol.com

**North Nevada, Tahoe**  
Mary Ann VanBuskirk  
2639 Lake Tahoe Blvd.  
S. Lake Tahoe, CA 96150  
530-541-0891  
mavb2003@yahoo.com

**Sacramento, Central Valley**  
Leslie Flint  
3577 Delano Ave  
Stockton CA 95204  
209-406-1206  
stocktonmarina@aol.com

**South Bay Peninsula**  
Lynne Conly Hoffman  
lynneandkatie@yahoo.com  
Barbara Adams  
gingerbreadbarb@yahoo.com

**North Central California  
Chico/Redding area**  
Margaret Gordus  
2364 Joseph Ct  
Paradise, CA 95969  
530-872-8787  
mh6gordus@gmail.com

**Hawaii**  
Naomi Losch  
972 Kainui Dr., Kailua, HI 96734  
808-261-9038  
nlosch@hawaii.rr.com

**Events Coordinator**  
Leslie Swager  
PO Box 1090  
West Point CA 95255-1090  
209-293-4299  
leslie@waveville.net

**Newsletter Editor**  
Laura Johnson  
3408 Beresford Ave  
Belmont, CA 94002  
650-591-1596  
dollsinmin@sbcglobal.net

**Welcome Chair**  
Renate Winter  
6660 Markley Way  
Carmichael CA 95608  
916-878-7598  
Renate1942@yahoo.com

## REGION N-3

**Regional Coordinator**  
Sue Herber  
1615 109th Ave NE  
Bellevue WA 98004-2955  
425-454-2399  
sue@thing.com

**Alaska**  
Contact your Regional Coordinator

**Idaho**  
Judy Krueger  
PO Box 2473  
Cour d'Alene, ID 83814  
208-699-4187  
ministuff33@aol.com

**Oregon**  
Joane Forsstrom  
12185 NW Big Fir Ct.  
Portland, OR 97229-3909  
503-644-7997  
jsforsstrom@gmail.com

**Western Washington**  
Lisa Gabbert  
18722 - 51st Ave SE  
Bothell WA 98012-7429  
425-488-7691  
lisag526@frontier.com

**Eastern Washington**  
Rosemary Shipman  
1221 Madison Street  
Wenatchee, WA 98801  
509-662-7966  
minirose@nwi.net

**Newsletter Editor**  
Charlotte Atcher  
9511 221st Place SE  
Woodinville WA 98077  
425-481-6736  
spinweaver@peoplepc.com

## REGION A-1

**Regional Coordinator**  
Barbara Anderson  
2110 N 18th St  
Sheboygan WI 53081  
920-459-8259  
barb-a2110@hotmail.com

**Newsletter Editor**  
Contact your Regional Coordinator

**Iowa**  
George Held  
6843 Kent Dr NE  
Cedar Rapids IA 52402  
319-551-7411  
gheld2@mchsi.com

**Illinois**  
Veronica Foreman  
8215 S Chappel Ave  
Chicago, IL 60617-1810  
773-221-4807  
vfore10414@aol.com

**Minnesota**  
Jane Sanem  
4131 Wentworth Ave S  
Minneapolis MN 55409-1523  
612-822-3738  
janeannsanem@gmail.com

**Missouri**  
Marilyn Walls  
901 Woodway Circle  
Fenton, MO 63026  
636-343-4947  
mwalls@pmesti.com

## Wisconsin

Alician Pearce  
605 Wexford Road  
Janesville WI 53546  
608-751-1270  
cellubfaep@yahoo.com

**Welcome Chair**  
Meredith Hink  
3111 South Meadow Lark Lane  
Holmont WI 54636  
608-799-5345  
zondagmd@hotmail.com

**Website**  
Lee Frank  
2845 Joppa Avenue South  
Minneapolis, MN 55416-4103  
952-927-8514  
leef@minisr.fun.com

## REGION A-2

**Regional Coordinator**  
Ruth Stewart  
24121 Buck Bridge Rd  
Fort Benton MT 59442  
406-734-5379  
ruth@stewartdollhousecreations.com

**Colorado**  
Contact your Regional Coordinator

**Kansas**  
Betty Turmon  
9708 Wedd Dr  
Overland Park, KS 66212-5250  
913-888-7955  
bturmon@mindspring.com

**Montana**  
Ruth Stewart  
24121 Buck Bridge Rd  
Fort Benton MT 59442  
406-734-5379  
ruth@stewartdollhousecreations.com

**Nebraska**  
Edna Bonney  
1488 State Highway 133  
Omaha, NE 68142  
402-426-4624  
embonney@huntingtel.net

**North Dakota**  
Leanne Kirsch  
1007 Broadway St.  
Lisbon, ND 58054  
701-683-5205  
lkirsch@drtel.net

**South Dakota**  
Jane Faulstich  
25370 S Lightning Circle Cr  
Custer SD 57730  
605-673-4598  
seaglith@gwtc.net

**Utah**  
Contact your Regional Coordinator

**Wyoming**  
Contact your Regional Coordinator

## REGION A-3

**Regional Coordinator**  
Nancy Johnson  
410 - 24 Mockingbird Valley Rd  
Louisville KY 40207  
502-714-8559  
johnson.nancye@gmail.com

**Newsletter Editor**  
Contact your Regional Coordinator

## Indiana

Cindy McDaniel  
795 W Sibert ST  
Pendleton IN 46064  
765-778-3074  
cindymcdaniel@hotmail.com

**Kentucky**  
Contact your Regional Coordinator

**Michigan**  
Vicki Dukes  
592 E Grand Ledge Hwy  
Grand Ledge MI 48837  
517-281-7760  
historybuff62@gmail.net

**Ohio**  
Mary Martin  
8956 N Honnytown Rd  
Smithville OH 44677  
Cell Phone 330-201-4269  
mary1lm@aol.com

**Ohio Welcome Chair**  
Kris Dunlap  
dulap.151@osu.edu

**Western - West Virginia**  
Contact your Regional Coordinator

**Webmistress**  
Contact your Regional Coordinator

**Welcome Chair**  
Carol Hudson  
3782 West Shore Drive  
Bremen, IN 46506-9387  
574-546-2046  
jpcdhudson@embarqmail.com

## REGION M-1

**Regional Coordinators**  
Michelle Faleshock  
160 S. Church St.  
Hazleton, PA 18201  
570-592-3660  
michelle@michellesminiatures.com

Marilyn Littleford  
623 S. Prospect St.  
Nanticoke, PA 18634  
570-735-4049  
hl14d@verizon.net

**Delaware**  
Marilyn (Marni) King  
407 W 19th  
Willington DE 19802  
302-654-8278  
Mking4071@comcast.net

**New Jersey - South**  
Patricia Brown  
327 Cheryl Dr.  
Toms River, NJ 08753-2435  
732-255-3857  
plbrown2002@comcast.net

**New Jersey - North**  
Judith Lloyd  
985 Valley Street  
Vauxhall, NJ 07088-1030  
908-964-5188  
judy9859@aol.com

**New York Downstate**  
Rachelle Fae Spiegel  
PO Box 600  
Plainview NY 11803-0019  
718-956-1856  
byrachelle@mindspring.com

**New York Western**  
Kay Kalick  
405 Kenwood Dr.  
Lewiston, NY 14092-1028  
716-754-4595  
mousekins@earthlink.net

- Continued on next page

### New York Upstate

Debbie Colombo  
214 White Rock Rd.  
Holmes, NY 12531  
845-855-1766  
irvfink@gmail.com

### Pennsylvania - Eastern

Jolen G Roseberry  
129 Jonas Creek Road  
Kunkletown, PA 18058-7893  
570-620-0810  
jolen1@verizon.net

### Pennsylvania - Western

Linda Bishoff  
3100 McClure Lane  
White Oak PA 15131  
412-896-1872  
LLBishoff@comcast.net

### Webmistress

Sue Seiffert  
10584 County Route 125  
Chaumont, NY 13622  
315-649-2168  
chochisu@ix.netcom.com

### Welcome Chair

Ginger Landon-Siegel  
360 East 72nd Street #B1010  
New York, NY 10021-4762  
212-988-1399  
ging360@aol.com

### Newsletter Editor

Callie Brunelli  
35 Bouchouxville Road  
Hancock, NY 13783  
570-224-6399  
weefolkandfantasy@gmail.com

## REGION M-2

### Regional Coordinator

Terry Ulunnold  
52 Lanark Rd.  
Stamford CT 06902  
203-359-8641  
tlunnold@aol.com

### Newsletter Editor

Marty Anderson  
11 Wild Oak Rise  
Framingham, MA 01701  
508-788-6949  
miawildoak@verizon.net

### Connecticut

Terry Ulunnold  
52 Lanark Rd.  
Stamford CT 06902  
203-359-8641  
tlunnold@aol.com

### Maine

Paula Francis  
1088 Littlefield Road  
Wells ME 04090  
jfrancis@maine.rr.com

### Massachusetts - Eastern

Kirsten Berg-Sonne  
8 Middlemost Way  
Stow, MA 01775  
978-897-1750  
kirsten@ankersoft.com

### Massachusetts - Western

Jeanne Sojka  
9 Sherman Dr.  
S. Deerfield, MA 01373  
413-665-9979  
jms-66@comcast.net

### New Hampshire

Barbara A. Teer  
64 Reserve Way  
Milford, NH 03055-3579  
603-673-7261  
btminis@hotmail.com

### Rhode Island

Marilyn Ferkinhoff  
230 Gossets Turn Dr.  
Middletown, RI 02842  
401-848-9699  
mfmini@cox.net

### Vermont

Terry Ulunnold  
52 Lanark Rd.  
Stamford CT 06902  
203-359-8641  
tlunnold@aol.com

### Events Planner

Contact your Regional Coordinator

### Welcome Committee

Peggy Seifer  
13 Neillian Street  
Bedford MA 01730  
781-402-3667  
pegkelly@us.ibm.com

## REGION E-1

### Regional Coordinator

Mary Myers  
4391 Adam Court  
Mt. Airy MD 21771-4801  
301-865-1023  
marymomo@comcast.net

### Newsletter Editor

Anita Myers  
1416 Gilbert Road  
Arnold, MD 21012  
410-974-4937  
inchbyinch@nameregione1.org

### Maryland

Nancy Chalmers  
302 East Joppa Road #1903  
Towson MD 21286-4113  
410-494-8338  
nancychalmers@hotmail.com

### Virginia - Southern

Ina Waples  
521 Latham Dr.  
Newport News, VA 23601  
515-596-3593  
gslrcmom@verizon.net

### Darlene Wilson

702 Mandy Trail  
Newport News VA 23601  
757-596-6976  
bearzworkshop@earthlink.net

### Virginia - Northern

Contact your Regional Coordinator

### Web Mistress

Carol Ann Frost  
1301 McPherson Ct  
Lutherville, MD 21093-5508  
410-321-1392  
carol.ann.frost@verizon.net

### Virginia Welcome Chair

Carol House  
15575 Tyler Station Rd  
Beaverdam VA 23015  
804-449-1425  
petticoat-lane@juno.com

### Membership Chair

Contact your Regional Coordinator

### Program Chair

Nancy Chalmers  
302 East Joppa Road #1903  
Towson, MD 21286-4113  
410-494-8338  
nancychalmers@hotmail.com

## REGION E-2

### Regional Coordinator

Terri Young  
2401 Still Brook Drive  
Corpus Christi, TX 78414  
361-946-0900  
terriyoung@grandecom.net

### Arkansas

Shirley Blankenship  
904 West Wind Point  
Horseshoe Bend AR 72512  
870-670-4264  
blakenshipww@centrylink.net

### Louisiana

Laura Tusa  
9835 Wheaton Cr East  
New Orleans, LA 70127  
504-975-9952  
l\_tusa@hotmail.com

### Mississippi

Lori Jackman  
2206 Scenic Drive  
Brandon MS 39047  
601-919-0291  
lorijackman990@msn.com

### Oklahoma - North

Sonia (Sonny) Thompson  
1220 S. 135th East Ave.  
Tulsa, OK 74108  
918-231-9001  
sonny.80@hotmail.com

### Oklahoma - South

Sandy Davis  
PO Box 336  
Wayne OK 73095  
405-499-3550  
spdavis1@gmail.com

### Texas

**Dallas/Fort Worth Area**  
Karen Carter  
5409 Oak Brook Rd.  
Arlington, TX 79016-4548  
817-478-6467  
Kcarter456@yahoo.com

### West Texas

Contact your Regional Coordinator

### South Texas

Terri Young  
2401 Still Brook Drive  
Corpus Christi TX 78414  
361-946-0900  
terriyoung@grandecom.net

### Webmaster

Lee Frank  
2845 Joppa Avenue South  
Minneapolis MN 55416-4103  
952-927-8514  
leef@minisrfun.com

## REGION E-3

### Regional Coordinator

Marie Bird  
5 Baying Hound Way  
Blythewood, SC 29016  
803-754-8508  
ambird3@sc.rr.com

### Alabama

Roxann Dyess  
3459 Summerlyn Ct S  
Mobile AL 36695  
251-634-0154  
littlerox@aol.com

### At Large

Jane Payne  
706-863-8192  
paynejb@hotmail.com

### Florida Central

Contact your Regional Coordinator

### Florida North Panhandle

Carolyn McVicker  
PO Box 117  
Tiger GA 30576-0117  
706-782-2344  
carolynmcvicker@windstream.net

### Florida North

Karen Siegrist  
Jacksonville FL 32217  
904-334-6930 cell  
msandks@bellsouth.net

### Florida South

Drucilla Conrad  
520 Crooked Lake Lane Apt B  
Ft Pierce FL 34982  
772-579-8835  
sundrue@gmail.com

### Georgia

JP Sligh  
2532 Hawthorne Dr NE  
Atlanta GA 30345  
770-492-9532  
jpsligh@gmail.com

### North Carolina

Lissa Loosemore  
3 Hoopers Forest Drive  
Fletcher, NM 28732-7588  
828-676-6627  
elloosemore@att.net

### South Carolina

Sharon Johnson  
PO Box 184  
State Park, SC 29147  
803-260-6514  
sc\_container@yahoo.com

### Tennessee

Judy Lewis  
297 Fordtown Road  
Kingsport, TN 37663  
423-239-2757  
minijudy06@yahoo.com

### Newsletter/Gazette Reporter

Rachel Bonney  
1898 Coddle Creek Hwy  
Mooreville, NC 28115  
704-663-4692  
rabonney@winstream.net

### Publicity Chair

Cat Winger  
4728 Coastal DR SE  
Southport, NC 28461  
910-454-4248  
catwinger@ec.rr.com

### Regional Awards Chair

Becky Lipscomb  
1910 Belle Vista Dr.  
Chattanooga, TN 37421  
423-899-2444  
LipscombRealMag1945@gmail.com

### Webmistress

Contact your Regional Coordinator

### Welcome Chair

Terri Correll  
790 Lake Wright Rd  
China Grove NC 28023-5745  
704-798-3343  
momsminiatures@hotmail.com

## CANADA - EAST

### Regional Coordinator

Barbara Kenyeres  
7 Joseph St  
Port Carling Ontario  
POB 1J0  
705-765-0867  
travelbarb@hotmail.com

### Ontario

Barbara Kenyeres  
7 Joseph St  
Port Carling  
Ontario, POB 1J0  
705-765-0867  
travelbarb@hotmail.com

## CANADA - WEST

### Regional Coordinator

Bob Francis  
131 Lavender Way  
Chestermere, AB  
Canada T1X 0B2  
403-235-3045  
bfminis@shaw.ca

### Alberta

Karen Jones  
13213 95th St.  
Edmonton AB, T5E 3Y2  
Canada  
minilady@shaw.ca

### Saskatchewan

Linda Maddaford  
P.O. Box 372 Stn Del Centre  
Yorkton, SK S3N 2W1  
Canada  
306-244-5924  
lmaddaford@live.ca

## INTERNATIONAL

### Regional Coordinator

Shirley Dufton  
110 Penistone Road  
Waterloo, Huddersfield  
West Yorkshire HD5 8RN  
United Kingdom  
michaeldufton@surf.free.co.uk

### Australia and New Zealand

Adelaide Cann  
adelaide@adelaidesminiatures.com

## LIAISON

### SEND CHANGES TO:

Amy Rauch  
1043 Waltons Pass  
Evans GA 30809  
706-228-7239  
rc liaison@miniatures.org

## MORE INFO

NAME office:  
1-800-571-6263

Website:  
www.miniatures.org

email:  
members@miniatures.org



REGIONAL MAP  
ON PAGE 41



# NAME MERCHANDISE ORDER FORM



ITEM AND DESCRIPTION	PRICE EACH	QUANTITY	COST
<b>2007 NATIONAL CONVENTION - ORLANDO, FLORIDA SOUVENIRS:</b>			
1" SCALE RED DRESS BY HELEN SANDOW	<del>\$40.00</del> \$20.00		
<b>2007 REGIONAL HOUSEPARTY - RESTON, VIRGINIA SOUVENIRS:</b>			
1" SCALE WHITE STAR SHAPED TABLE WITH PAINTED FLORAL DESIGN BY BESPAG	<del>\$28.00</del> \$16.00		
<b>2008 NATIONAL CONVENTION - NASHUA, NEW HAMPSHIRE SOUVENIRS:</b>			
FLOWER ARRANGEMENT BY KIMBERLY HAMMER	<del>\$26.00</del> \$15.00		
RUSTIC TABLE BY AL CHANDRONNAIT	<del>\$9.00</del> \$4.00		
<b>2011 NATIONAL CONVENTION - CLEVELAND, OHIO SOUVENIRS:</b>			
MUSIC SHEET RACK BY 2011 COMMITTEE	<del>\$5.00</del> \$2.00		
"KING AND I" GOWN ON HANGER BY JOANNE ROBERTS	<del>\$40.00</del> \$25.00		
MUSIC STAND BY TOM WALDEN	\$40.00		
<b>2013 NATIONAL CONVENTION - TUCSON, ARIZONA SOUVENIRS:</b>			
1" SCALE LIMITED EDITION ART DECO DESIGN WITH <sup>ASSORTED COLORS</sup> BAKELITE DISK BY JOE ADDOTTA	<del>\$45.00</del> \$40.00		
1" SCALE LIMITED EDITION OIL PAINTING "QUIET TIME WITH THE LITTLE ONES" BY GILBERT MENA	<del>\$30.00</del> \$25.00		
1" SCALE SET BOWL IN CLEAR GLASS AND VASE IN CRANBERRY GLASS BY PHILIP GRENYER	\$30.00		
1" SCALE "AT NIGHT IN THE MUSEUM" TRAY, COMMITTEE GIFT	\$5.00		
<b>2014 NATIONAL CONVENTION - ST. LOUIS MISSOURI SOUVENIRS:</b>			
1" SCALE TITLE SET OF 6 MARK TWAIN BOOKS (NON-OPENING) BY GRACE GRIFFIN	\$15.00		
1" SCALE ST. LOUIS SCRAP BOOK BY CAROL KUBRICAN	\$18.00		
1" SCALE PEWTER RIVER BOAT BY BARBARA ANN MEYER	\$10.00		
<b>2015 SMALL SCALE HOUSEPARTY - MADISON, WISCONSIN SOUVENIRS:</b>			
1/4" WINDMILL BY TERESA CALLENDER	\$25.00		
1/4" CHEESE SHACK BY SUE HERBER	\$50.00		
1/4" ALICE IN DAIRYLAND BY GAYLE CLAUSEN	\$25.00		
<b>2015 NATIONAL CONVENTION - INDIANAPOLIS, INDIANA SOUVENIRS:</b>			
1" SCALE DESSERT TRAY WITH ICE CREAM, COOKIES AND CAKE SLICES BY CARL BRONSDON	\$49.00		
1" SCALE BOX OF 4 MACRONS BY RUTH STEWART	\$19.00		
1" SCALE LEMON CAKE WITH BOWLS OF LEMON CURD AND WHIPPED CREAM ON TRAY BY CAROLYN McVICKER	\$25.00		
1" SCALE SET OF 3 NESTING BOWLS BY JANE GRABER	\$13.00		
<b>RED RUBY REMEMBRANCE</b>			
RED RUBY REMEMBRANCE PIN	\$25.00		
40TH ANNIVERSARY BOOK	\$25.00		
RED RUBY REMEMBRANCE PIN AND 40TH ANNIVERSARY BOOK	\$50.00		



**TOTAL FROM SIDE ONE**  
(PLEASE CARRY TO SIDE TWO)





National  
Association of  
Miniature  
Enthusiasts  
PO Box 69  
Carmel, IN 46082

Non-Profit Org.  
U.S. Postage  
PAID  
Permit No. 456  
Carmel, Indiana

## -Workprojects-



• Paper Dolls *By Cat Winger*

- Vignette inside Lighted Wreath  
*By Marie Bird and Thuy Means*
- Dollar Store Treasures  
*By Bobbi Allen*



## Souvenirs from 2015 National Convention in Indianapolis



**1" scale dessert tray with ice cream, cookies and cake slices**  
by Carl Bronsdon

**1" scale box of 4 Macrons**  
by Ruth Stewart

**1" scale Lemon cake with bowls of lemon curd and whipped cream on tray**  
by Carolyn McVicker

**1" scale set of 3 nesting bowls**  
by Jane Graber

Order your own souvenirs on page 47