

The Official Publication of the National Association of Miniature Enthusiasts

Miniature Gazette

Vol. 43, No. 5 • May/June 2015
miniatures.org



Only through sharing can we really enjoy our treasures

• On The Cover • Miss Amelia's Time Machine

By Vicki Scidmore, California


Miss Amelia's Time Machine. The bottom and back (with the beads) are part of a crib. I always wanted to make a time machine similar to the 1960 movie. I liked the beads on the end pieces of the crib so I took it apart and used miscellaneous bits from my stash to make the time machine.

Amelia has all she needs for traveling, hat, umbrella, carpet bag and pistol. The circular pieces in the back spin and she also has a place for a teapot on the steam boiler in the back because an English lady always takes tea in the afternoon.

The chair was from a cheap set. I added the decoration and picture (a key tag done in a steam punk style from a Morro Bay gift shop). I made the goggles and hat decoration and all the time machine parts.

The carpet bag is a binder clip covered in material.

I made or redecorated everything myself. I am always saving odd bits and pieces. You never know when you can use them!



Window Shopping Idea • NAME Day 2015

By Ruth Heisch, San Jose, California



This is my antique shop the “Junk Drawer” built around the old radio. I made the radio as Christmas gifts for my club.

What are you going to put in your shop window?

More information about NAME day on pages 35 and 36.





National Association of Miniature Enthusiasts

NAME Board of Trustees
PO Box 69
Carmel, IN 46082
www.miniatures.org
name@miniatures.org

Fellow NAME Member,

NAME is in trouble and needs your help! We are writing to inform our members of a very serious issue. So serious that the entire Board felt it was imperative that this message be delivered to you so everyone is aware of the current status of our organization.

It is no secret that for many years, NAME's membership has been in decline. Although we once had over 12,000 members, we are now down to just over 4,000. For more than 20 years we have been losing a minimum of 250 members yearly; equal to nearly \$175,000 in dues alone. Add to this the fact that expenses are rising steadily while donations continue to drop.

At our last Finance Committee meeting our Treasurer, Stan Boyd, reported that given our current financial status, with no Houseparties scheduled in Fall, 2015 or Spring, 2016, we may only be able to survive for nine months, possibly a year. After that we will not be able to meet our financial obligations and NAME may have to close our doors forever! It costs us about \$20K a month just to meet expenses and with little projected income this is a very real possibility.

Our Expenses are: 1/3rd for the *Gazette*, 1/3rd for the cost of maintaining an office, (utilities, insurance, staff, equipment, postage, etc) and 1/3rd for all other expenses. (NAME merchandise, Pins, Legal and accounting, fundraisers, etc.)

So how did we get in this position? In order to meet our expenses, we have depended on one Convention and at least two Houseparties each year for many years. We have had Houseparties that ended up with no profit and in a few cases we ended up paying penalties because we did not meet our contractual obligations. A recent costly issue occurred when we had no Housparty in the Fall, 2013 or Spring, 2014. That will happen again this next fiscal year. We improvised with a *Gazette* Houseparty and a Houseparty Online. The Online Houseparty was a great idea, but netted only a \$4000 profit. The Houseparty in the *Gazette* actually ended up costing us due to the increased cost of publication.

We realize that the cost of attending the NAME Conventions and Houseparties is increasing to the point where some members are choosing not to attend every event. The result is lower registrations and lower revenues.

NAME derives its income from four sources: Membership fees, Events, Fundraisers and Donations.

- **Membership:** has been in a steady decline of approximately 250 per annum since 1984 Result is reduced income.
- **Events:** The cost for our members to attend the events has increased to the point where the attendance is lower. The venues are becoming increasingly more expensive to use. Our Houseparties and Conventions are meant to be self-supporting with a little bit going to help cover our overhead. Declining attendance has impacted the income we depend on.

— Continued on next page

- **Fundraisers:** We have opened up our NAME auction pages to include non NAME members to help increase the income. The Phantom Ball last year netted us a good income (after expenses) and other fundraisers have been planned for the rest of this year to help support NAME. The ticket drawings in the *Gazette* have gone way down. We only sold 412 tickets so far this year.
- **Contributions:** After the Fun Club Donation Drive ended we did not replace it with another Fund Drive. Non-Profit Organizations depend on donations to survive.

Our cash accounts are not sufficient to meet our obligations for more than the next few months.

This is a situation that has been building for years and every Board has faced many of the same issues, and now the urgency of this situation requires immediate attention. We need your help to keep NAME solvent.

Beginning today we are establishing a "For the Love of NAME" Fund Drive. Think of all the reasons you love NAME, think of all the people that are in your world because of NAME, think of all the help and support you have gotten from NAME members, think of all the roundtables you have ordered from NAME artisans, think of all the lessons you have learned from our NAME instructors, think of all the shows that have been there for you to participate in, think of all the special projects you have had access to because of the *Gazette* and while NAME is not what it once was it is still the Best Little Organization in the world and is worth saving and making every effort to restore it to its former self. If you love NAME and want it to continue to help you and other miniaturists join us in our "For the Love of NAME" Fund Drive .

If every member could find it in their heart to support us with a \$5.00 donation, that would raise nearly \$20,000! Think what a larger donation can do! Send your donation of any amount to NAME now.

- Send your check to the NAME office: "For the Love of NAME" Fund Drive, PO Box 69, Carmel, IN 46082
- Go to the NAME website <http://www.miniatures.org> make your donation using the "Donate Now" button.

Recruit a new member. Make a donation of any amount. Volunteer to chair a Houseparty. Volunteer to put on a State Day or Mini Weekend, host a local event, host a NAME day, be a State Rep or Regional Coordinator. Get the word out about NAME! Let's not lose the organization we all love. Donate Now!

Sincerely,
NAME Board of Trustees along with concerned and supporting members of NAME.

PS: We are counting on your support "For the Love of NAME"

You are invited to "Adopt A Duck" for the 2015 National Association of Miniature Enthusiasts "A Quacker of a Duck Race"



Race Day is May 24th.
The race will be video taped
and placed on the internet.

Adopt a Duck — \$25 per duck

The more ducks you buy the better your chance of your duck winning. The numbered ducks go down a river, into a chute, and the first 20 ducks into the chute are the winning ducks. Your ticket number matches the number that has been placed on your adopted duck.



Paint Lick River in Kentucky

WHAT YOU WILL GET IS ...
A special gift(s) and your duck may be the one
selected to receive 1 of the many prizes.

Once you Adopt your Duck you will receive the details of your Duck number
and your gift(s)—in the miniature scale of your choice.
You will be notified by email or mail if no email address available.

Prizes include:

1. 50 Houseparty Helper tickets for Indianapolis National Convention
2. Small Scales Basket of kits
3. Peter Acquisto silver piece (value of \$100)
4. Peter Acquisto silver piece (value of \$60)
5. 2016 Seattle National Convention registration and three room nights (Thursday, Friday and Saturday).
6. A classroom spot with Karla Smith 1/4" Flower Workshop in Indianapolis.
7. A piece of Bespaq furniture.
8. 2015 Indianapolis National Convention registration and three nights lodging (Thursday, Friday and Saturday).
9. Tool bag and tools donated by Luci Hanson.
10. A classroom spot in Luci Hanson class (quarter scale).
11. Two limited pieces by Jane Graber donated by Babette Overman.
12. Year's Subscription to "Miniature Collector Magazine".
13. Ruth Stewart "Ducky Cake".
14. Lori Ann Potts and Georgia Matuschak creation.
15. Five - 1/2" scale furniture pieces/accessories.
16. A year's subscription to "American Miniaturist"
17. A year's subscription to "Dollhouse Miniatures"

A total of 21 prizes will be awarded

Race Day is May 24, 2015

If you have any questions please contact Babette Overman at bsoverman@gmail.com

Please make a generous donation to NAME by Adopting a Duck.

Your donation is 100% tax deductible under NAME's 501(c)3 Non-Profit IRS guidelines.

NAME depends upon the generosity of
members like you.



We hope to see your Duck at the Race!

Hurry ... Race Day is May 24th.

2015 NAME "Adopt A Duck" Order Form

Make Checks Payable to: NAME 2015 Adopt A Duck

Number of Ducks purchased _____ @ \$25.00 per Duck =

_____ enclosed

☐ 1" scale

☐ 1/2" scale

☐ 1/4" scale

(Pick only one scale please)



Name _____

Street _____

City _____ State _____ Zip _____

Telephone () _____ Cell _____

E-mail _____

If you wish to charge your registration you must complete the following:



PayPal: send your payment to name@miniatures.org

Name on Card _____

Account Number _____ Expiration _____

Signature _____

NO PAYMENTS TO BE MADE BY PHONE TO THE "NAME" office.

You may fax the order form to the NAME office (317) 571-8105 or scan this form and attach it to an email to bsoverman@gmail.com

Please return completed form to:

NAME 2015 Adopt A Duck, c/o Babette Overman, 119 Long Branch Drive, Lancaster, KY 40444.

DEADLINE TO Adopt A Duck: MAY 20, 2015.

Prizes have no cash value and are not transferable. Selection must be made within 30 days of winning.

• NAME 2015 Hallmark Ornament Contest •

NAME invites you to enter the fourth annual Hallmark Ornament Contest. Hallmark ornaments have inspired many miniaturists to use them in other than the traditional manner. They are available year round and come in seemingly endless designs, shapes and sizes. This contest is a way to inspire NAME members to create miniature scenes, vignettes and displays using these ornaments, tap into their creative talents and share the results with other miniaturists, while achieving recognition for their creativity.



• **2014 First Place** •
Marilyn Akazawa (Canada)
"Santa's Workshop" 1:12

• Rules of the Contest •

1. Entrant must be a current NAME member.
2. Only authentic Hallmark ornaments may be used in the individual scene or vignette. Ornaments may not be replicated, altered, copied or miniaturized in any fashion. (the hanger may be removed)
3. All seasonal ornaments may be used – current or past. There is no limit to the number of ornaments used.
4. The ornament(s) must be the focal point of the vignette or scene.
5. There is no size or scale limitation on the scene or vignette.
6. Limit of one entry per member is permitted AND a maximum of two photos (jpeg format or actual photos) of the completed project are required. (do not send the scene or vignette – only photos)

7. Pictures and forms may be submitted by email [use Subject Line: 2015 Hallmark Ornament Contest; maximum picture size 640x480 pixels] or by mail and are not returned to the entrant.
8. Late entries will not be considered for the contest.
9. Judges' decisions (made from photos submitted) are final.
10. No prior winning entry may be resubmitted.



• **2014 Second Place** •
Connie Teolis • 1:48
"Village Town Square at Christmas"

• Prizes •

1st Place:
\$50.00 Hallmark Gift Certificate, *Gazette* publication of winning photo, a NAME T-Shirt

2nd Place:
\$25.00 Hallmark Gift Certificate, *Gazette* publication of winning photo, a NAME T-shirt

3rd Place:
Select NAME merchandise and *Gazette* publication of winning photo



• **2014 Third Place** •
Judi Hamilton
"Museum of Childhood:
Transportation Exhibit" 1:12

• Timeline •

June 1-November 15 – Applications

Send Application to: Luci Hanson
5531 Riverbanks Road
Grants Pass, OR 97527
or electronically to:
hansonminis@me.com

November 15 – Application Deadline

Postmark must be by November 15.

December 1 – Deadline for photos to be received (not postmarked)

Send photos to
Luci Hanson
5531 Riverbanks Road
Grants Pass, OR 97527
or electronically to
hansonminis@me.com

December 5 – Judging

Entry photos will be dispersed to judges; judges' selections are sent to the Hallmark Ornament Contest chair for vote tabulation.

December 20 – Winners Announced

Winners of the contest are announced to the participants and posted on the NAME website, the Online Region, NAME Facebook page and the NAME Blog. An article and photos will be submitted to the *Gazette*.

If you have any questions about the contest, please contact Luci Hanson, hansonminis@me.com.



• **Runner-up** •

Vicki Scidmore
"The Trouble with Tribbles" 1:12

Application on page 6.

NAME 2015 Hallmark Ornament Contest

• Application •

Name _____

Address _____

City _____ State _____ Zip _____

Telephone () _____

E-mail _____

Title of Submission: _____

Hallmark Ornament Used: _____

Scale: _____

Any other comments or descriptions? _____

• Release Form •

*I give permission for the following information to be put in NAME publications and on the NAME website or Blog.
The signature below releases NAME from any liability that may arise.*

Name: _____

City/State _____

NAME Region _____

Check the *Miniature Gazette* or <http://miniatures.org/regionalinfo.php> to find what region you belong to.

☐ Photo of Hallmark Contest Entry

Signature _____ Date: _____

To participate you must return the application and release form to:
Luci Hanson 5531 Riverbanks Road, Grants Pass, OR 97527 • hansonminis@me.com

Deadline: December 1, 2015

ESTABLISHED 1972



MINIATURE GAZETTE

Editor/Production - Dorothy A. Hansen

Contributors

Annelle Ferguson, *NAME Pillow Cover*

Norma Kesling, *Dollar Store Treasures*

Alicia Simon, *It's All in the Details*

© The Miniature Gazette, the acronym "NAME" and the distinctive house logo are all copyright 1982 and 2012 by the National Association of Miniature Enthusiasts. All rights reserved. No part of this publication, in whole or in part, may be reproduced in any manner whatsoever without the express written permission of the National Association of Miniature Enthusiasts.

Persons who submit articles published in the *Miniature Gazette* understand that copyright for said articles is transferred to the publication and become the exclusive property of NAME and/or the *Miniature Gazette* and may be distributed worldwide in any form of media by NAME.

THE *MINIATURE GAZETTE* (ISSN 1047-367X) is a semimonthly publication. Material published in the *Miniature Gazette* is contributed by individuals for the reading pleasure of NAME members. We are happy to review contributions of articles, reports, work projects and photos concerning miniature activities. Material accepted for publication becomes subject to whatever revisions are necessary to meet the space requirements and quality standards of the *Miniature Gazette*. NAME and the *Miniature Gazette* staff cannot be held responsible for determining originality of content or accuracy of information in articles submitted for publication. We take every care to prevent error and omission; however, we assume no liability for such, except to the extent of running the corrected information in the next issue.

Materials that are to be returned must be accompanied by a self-addressed envelope with sufficient return postage.

Send address changes to NAME, PO Box 69, Carmel, Indiana 46082.

NAME reserves the right to reject any advertising or articles that do not meet editorial standards. The appearance of ads in the *Miniature Gazette* does not denote endorsement of the advertisers by NAME.

On the Cover:
Miss Amelia's Time Machine

By Vicki Scidmore
Inside Front Cover

Contents

Volume 43, Number 5

May/June 2015

SPECIAL FEATURES

- 1 Letter from the NAME Board of Trustees
- 3 A Quacker of a Duck Race
- 5 Hallmark Ornament Contest
- 12 What's Cookin'? - *Preview*
- 12 The IMAGI-Nation of NAME Day 2015
- 14 NAME Couples - *Shawn and Robin Betterley*
- 16 Newcomer Corner
- 17 On the Patio
- 18 Santa Stop Here
- 18 Sewing Room
- 19 ME Vignette
- 22 The Blue Hydrangea
- 24 Meet Owen Wolffe
- 27 Sam's Castle
- 28 Steampunk Wedding Dress
- 29 The Jersey Inchkins Book Project
- 33 MiniAttics 10 year Anniversary
- 34 Weekend Snackpac
- 34 Region and Club Challenge
- 35 2015 NAME Day Guidelines
- 36 2015 NAME Day Events
- 36 2015 NAME Day Cutters
- 38 NUTS Club
- 39 Proposed Amendments

WORK PROJECTS

- 20 NAME Pillow Cover
- 28 It's All in the Details
- 32 Dollar Store Treasures - *Resin Doll*


DEPARTMENTS

- 9 From the President
- 10 Thank You
- 11 Bulletin Board
- 13 Headlines - Houseparties & Conventions
- 13 State Days
- 16 New and Returning Members
- 37 In Memory
- 40 Shop Directory
- 41 Regional Map
- 42 NAME's Business Partners
- 43 Calendar
- 44 Classified Ads
- 44 NAME Promoters
- 45 Regional & State Representatives
- 47 Merchandise Order Form

Pages 12, 35, 36 &
Inside Back Cover
NAME Day 2015



Pages 20, 28 & 32
Work Projects



Pages 22-23
Blue Hydrangea



Page 27
Youth News



Pages 29-34, 38
Club News





Editor's Notes

Dorothy A. Hansen

I am so excited to have Annelle Ferguson share one of her needlework projects with us. This pillow cover is from a book Annelle wrote in 1987, she has updated the graph for us for easier reading. You don't have to love needlepoint to love this graph. Our NAME house logo! If you knit, crochet, cross stitch or even do beading, you could use this graph. Let's see what you make using this graph.

We have so many talented members in NAME. Look at what was done with the souvenirs from the NAME Gala in St. Louis (pages 17-19). Sandra Swisher is the winner of "I met ME in St. Louis" contest.

What's Cookin'? There are still openings for the 2015 National Convention in Indianapolis. You can still sign up for classes, luncheons, a tour of the NAME National Headquarters, the NAME museum and be with mini friends. Look at the NAME website: www.miniatures.org or call the NAME office for availability.

Hallmark ornament contest, NAME Day Window shopping, Duck race, there are lots of events going on in this issue. Page 13 has the upcoming houseparties and conventions.

Dorothy

2015 Miniature Gazette Deadlines & Themes

September/October 2015 • Deadline: June 1
*Celebrating Dollhouse & Miniature Month
& Raggedy Ann's 100th Birthday*

November/December 2015 • Deadline: August 1
NAME Theme Items
*Have you built the NAME house?
Made something using the NAME house logo?*

Miniature Gazette Deadlines

January / February issue: Deadline October 1
March / April issue: Deadline December 1
May / June issue: Deadline February 1
July / August issue: Deadline April 1
September / October issue: Deadline June 1
November / December issue: Deadline August 1

Send all items for the Miniature Gazette to:

Dorothy A. Hansen, *Miniature Gazette* Editor
PO Box 1285, Monroe WA 98272-4285
E-mail: gazette@miniatures.org

Phone, Fax & Mail

NAME National Headquarters
130 N. Rangeline Road, Carmel, IN 46032

NAME Mailing Address:
PO Box 69, Carmel, IN 46082

1-800-571-6263 or (317) 571-8094

FAX: (317) 571-8105

Email:

General questions: name@miniatures.org

National Convention or Houseparties:
conventions@miniatures.org

Membership, Regional accounts or payments:
members@miniatures.org

Gazette Editor: gazette@miniatures.org

Website: www.miniatures.org

Blog: <http://name-carmelindiana.blogspot.com>

Facebook: [Facebook.com/NAMEMinis](https://www.facebook.com/NAMEMinis)

Facebook Group: [facebook.com/groups/291500559776/](https://www.facebook.com/groups/291500559776/)

NAME National Headquarters Office Hours
8:30 a.m. to 5:00 p.m. Monday - Friday (Eastern Time)

NAME National Headquarters Museum Hours
9:00 a.m. to 4:00 p.m. Monday - Friday



NAME is proud to be:

A Patron of the
Museum of Miniature Houses in Carmel, IN

A Sponsor of The Denver Museum of
Miniatures, Dolls and Toys

A Patron of the
Toy and Miniature Museum of Kansas City

A member of IGMA
International Guild of Miniature Artisans

A Carmel Arts & Design District
Business Association member

A Patron of the Mini Time Museum in Tucson, Arizona

A member of CIMTA
Cottage Industry Miniaturists Trade Association, Inc.

A Sponsor of
Real Good Toys Dollhouse for a Cause program

A Supporting Member of the
Miniature Museum of Greater St. Louis

People & Policies

2014-2015 Board of Trustees

Luci Hanson, President
5531 Riverbanks Road
Grants Pass, OR 97527
541-479-2354
president@miniatures.org

Babette Overman
1st VP/Long Range Planning
Babette Overman
119 Long Branch Drive
Lancaster, KY 40444
859-792-8237
1stvicepresident@miniatures.org

Rebecca Lipscomb
2nd VP/Membership
1910 Bella Vista Drive
Chattanooga TN 37421
423-899-2444 or (423-304-6463
2ndvicepresident@miniatures.org

Stan Boyd, Treasurer
2106 Hallmark Crt.
Wheaton, IL 60187
630-752-9957
treasurer@miniatures.org

Marcia Kay Icenogle, Secretary
1116 N. Riley Avenue
Indianapolis, IN 46201
317-402-4999
secretary@miniatures.org
facebook@miniatures.org

Cary Yerves,
Past President & Museum Liaison
1950 Greeneich Ave
Santa Rosa, CA 95401-4483
(707) 484-8986
pastpresident@miniatures.org
estates@miniatures.org

Kim Wood, Media Relations
10569 Georgetown Ct.
Indianapolis, IN 46234
317-502-6961
MediaRelations@miniatures.org

Leslie Swager, Club Liaison
PO Box 1090, West Point, CA 95255
209-293-4299
ClubLiaison@miniatures.org

Tom Walden, Technology
1361 Altamont Avenue NE
Palm Bay, FL 32907-1169
321-728-9321
technicalliaison@miniatures.org

Karla Smith
Convention/Houseparty &
Regional Coordinator Liaison
PO Box 5916
Vancouver, WA 98668
360-693-7629
housepartyliaison@miniatures.org

Board Committees

Museum Chairman
Phil & Lynne Joehnk
7240 Walnut Creek Drive
West Chester, OH 45069

Historian
Debbie Young
11468 North Bloomfield Rd.
Nevada City, CA 95959
(530) 478-9658
yngathrt@gv.net

Parliamentarian
Maxine Rudder
4501 Mandeville Way
Lexington, KY 40515
859-533-5455
Parliamentarian@miniatures.org

Academy of Honor Chairman
Shawn Betterley
70 Wing Street
Bangor, ME 04401-5981
207-947-3963
shawn@robinbetterley.com

Founders Award Chairman
Amy Rauch,
RC Liaison Committee Chair
706-228-7239
Rauchfam@aol.com

Fundraising Committee Chairman
fundraisingliaison@miniatures.org

NAME Webmaster
Dan Stewart
webmaster@miniatures.org

Copy and Ad Deadlines

January / February: October 1
March / April: December 1
May / June: February 1
July / August: April 1
September / October: June 1
November / December: August 1

Advertising Information

Request a rate card from the NAME office for color and black-and-white ad prices. A typesetting/design service is available. Classified ads are 65¢ per word. Abbreviations, initials, name and address are chargeable words.

Membership Dues

Effective June 1, 2015

Individual

1 Year: \$40
2 Years: \$68
3 Years: \$95

Family Member (Must reside at the same address as full member)

1 Year: \$14
2 Years: \$23
3 Years: \$34

Youth Membership

1 Year: \$17
2 Years: \$34
3 Years: \$51

Student Membership

Age 18-25 studying at a recognized college/university 1 Year: \$17

Individual (Outside US)

1 Year: \$42 (U.S. Currency)
2 Years: \$74 (U.S. Currency)
3 Years: \$108 (U.S. Currency)

Life Membership - \$750

Shop Membership
\$50 per calendar year

Business Partner
\$100 per calendar year

From the President

Luci Hanson



Memories continued....

In the January 2015 issue I alluded to the fact that we are all about memories. A recent craft room cleaning brought all of my words to mind in more ways than one.

Many of us have craft rooms that seem to be the repository for important stuff that admittedly our families and friends in many cases call junk. It includes bits and pieces of things that a non-miniaturist would toss and not feel the least bit guilty about it. Of course the craft room is not just for stuff and things. Its also where we stash our roundtables and kits that we will get to some day.

Somewhere between the time of the stashing and the point where you finally admit that you need to get organized you will visit the craft room in search for an item very necessary to the current project. You can't find it so you give in and go buy the item....again. I say, again, because it is most likely an item that already exists somewhere in your craft room. Sound familiar?

I came close to that same experience recently. But this time I decided to locate the item in the craft room. The decision was easy to make because I live a ways out of town and it was 38 degrees outside. I marched myself upstairs to the craft room and soon realized that to find anything was going to take a major job of organizing. I resigned myself to two days of fun labor. I popped my favorite CD into the player and set to work.

The first day was spent putting things in their proper place. In the process I found things that I had hastily looked for before...and their duplicates. I also found items that I could not remember why I kept them Sound familiar? At the end of the first day I was exhausted but felt a sense of accomplishment. The therapy got me away from the computer and located many items...and their duplicates...that I had forgotten about. The best part was I could now see the tops of my four big craft tables. (the challenge is to keep it that way)

The second day was spent organizing and labeling drawers and cabinets. It also resulted in contributing many things to the trash. Many of which were part of the 'Bits and Pieces' category. Toward the end of the second day it dawned on me that, as I was storing many of the objects some of them brought back special memories. Memories of fun and laughter, pride and accomplishment but most of all memories of people who have touched my life in so many ways, many of which are no longer with us.

— Continued on next page

Thank You

to the individuals and organizations who have made generous donations to NAME.

December 1st - January 31st

BOOSTER \$5-\$49

Doris Alderman
Roberta Allen
Rebecca Barton
Martha Bates
Kathleen Bellafiore
Ann Cisneros
Karen Crawford
Rosamond Dewart
Addie Firtel
Michelle Martinez
Audrey Meehan
Juawanna Newman
Lisa Robinson
Brenda Ryall
Laura Seibert
Dorothy Semple
Vivienne Smith
Joyce Strand
Karen Stull

CONTRIBUTING MEMBER \$50-\$99

Monin Dreebin
Online Group Swaps- extra return postage
Susan Shinn

SUPPORTING MEMBER \$100-\$249

Karen Carter
Denise DeCost
Lisa Sympton
Your Cause (HP Company Match)
on behalf of Trish Billard

PRESIDENT'S CLUB \$500-\$999

Columbus Miniature Society (OH)
Deborah Miller

BENEFACTOR \$1000-\$4999

Barbara Marshall

SPRUCE UP FUND

Kay Felde
Louisville Miniature Club (KY)

AOH FUND IN MEMORY OF

DEE ACQUISTO

Roy & Shannon Moore
Jeff Packard & Debbie Young
Bruce & Judy Steinke
Ruth & Dan Stewart

NAME DAY FUND

Hawaii NAME Day

REGION A3

Toledo Area Miniature Enthusiasts (OH)

IN MEMORY OF BILL ALLEN

Nick & Susan Karatjas

IN MEMORY OF

EILEEN BRUZEWICZ

Judy Spry

IN MEMORY OF

MAE HIGHTOWER-VANDAMM

First State Mini Club (DE)

IN MEMORY OF BETTY MOKE

Ann Farmer

IN MEMORY OF

DENISE PRITCHETT

Carol Jelich
Wee Friends Miniature Club (E1)

From the President

— Continued from page 9

As a direct result of being a member of NAME I have shared love, laughter, tears, happy times and sad times with hundreds of people that I would not have known otherwise. Most of those friendships were started at a NAME Houseparty or Convention. My life has been much richer because of NAME and its programs.

NAME is not just about Houseparties and Conventions, Regional Coordinators and State Reps, committees and volunteers or the Board of Trustees. It's about all the members who make up this organization....you and I. People who love miniatures and are willing to SHARE that love.

I hope that next time you decide to organize your craft room it will remind you of some special people and memories.

Luci

FOR THE LOVE OF LITTLE THINGS IN A BIG WAY!

Special Offer

for N.A.M.E. Clubs

Miniature Collector is pleased to offer a special discount subscription offer to N.A.M.E. Club members. Members can begin or renew their subscriptions and each will receive a \$2.00 discount. A minimum of four subscriptions must be sent together to receive this special price. Send all names and addresses together with one check, individual checks, or Visa, MasterCard or Discover card information, or call 800-458-8237 and pay by credit card. Don't miss the exciting projects planned for future issues. Subscribe today to *Miniature Collector* magazine and experience the fun and joy of miniatures as each issue of *Miniature Collector* brings the best directly to your home.



SUBSCRIBE TODAY!

(Prices are before N.A.M.E. Club Discount)

12 ISSUES \$39⁹⁵
1 YEAR

Outside USA: \$63.95 (US Funds)
SAVE \$31.93 or 45% OFF
THE US COVER PRICE

24 ISSUES \$74⁹⁵
2 YEARS

Outside USA: \$122.95 (US Funds)
SAVE EVEN MORE! 48% OFF
THE US COVER PRICE

CHARGE BY PHONE
800-458-8237

248-477-6650
FAX: 248-477-6795

Miniature Collector



30595 Eight Mile, Livonia, MI 48152-1798

www.scottpublications.com



N031

BULLETIN BOARD

Special Notices

WANTED Artisans for Souvenirs

Are you interested in doing a Souvenir for an upcoming Convention or Houeparty? NAME is looking for artisans to make souvenirs for upcoming events.

Contact Karla Smith or
the Chairman of the event.

Karla Smith
housepartyliaison@miniatures.org

Annual Business Meeting

All members of NAME, including those not registered for the convention, are invited to attend NAME's annual business meeting. It will be held at The Indianapolis Marriott East on Saturday, August 1, 10 am to 12 pm. The Indianapolis Marriott East, 7202 East 21st Street, Indianapolis, Indiana.
<http://www.marriott.com/hotels/travel/inddt-indianapolis-marriott-east/> for map and directions to the hotel.

SEATTLE, WASHINGTON 2016 NATIONAL CONVENTION

Welcome to My Garden

The 2016 National Convention Committee invites you to apply to teach a pre-convention and/or registered workshop, present a theme luncheon, or be a dealer in the sales room.

Chairman: Leanne Kirsch

701-683-5205 • Cell 701-308-1348

LKIRSCH@DRTEL.NET

Assistant Chairman: Karla Smith

360-693-7629 • DandKminis@Comcast.net

• **Theme Luncheon** •

Lynn Jensen • l2b2lylj@aol.com

• **Sales Room** •

Georgia Queen • 503-472-2618 • GeorgiaQ@aol.com

• **Pre-Convention & Registered Workshops** •

Barbara Lundberg • 503-643-4752

Barbara.lundberg.comcast.net

Please use current applications:

Go to the NAME website www.miniatures.org,
log in as a member, look in Documents and Forms,
and choose appropriate application.

Please read and follow the instructions carefully.

Application deadline: August 28, 2015

Window Shopping NAME Day 2015

• Cutters •

Thuy Means thuymeans@gmail.com and
Barbara Thornton-Hill • bathca@gmail.com
Contact them for information on cutting
kits.

• Events •

Having an event for your NAME club
or other NAME members?
Events Chair is Ruth Heisch
grouchybeartoo@aol.com
Contact Ruth to announce your event.

• Questions? •

Contact Barbara Thornton-Hill
bathca@gmail.com or 530-265-5704

Send information for the Bulletin Board to:

Dorothy A. Hansen, PO Box 1285, Monroe WA 98272-4285 • E-mail: gazette@miniatures.org

What's Cookin'?

Submitted by Barb Anderson, Sheboygan, Wisconsin

If you are joining us in Indianapolis for the 2015 National Convention this summer, we have some great events planned for you.

In addition to fabulous pre-convention workshops, registered workshops, fantastic souvenirs, a sales room that is sure to put a dent in anyone's wallet, theme luncheons, exhibits and all of the regular fun activities we all love, we have some very special treats planned for our attendees.

We'll have a tour to the NAME Museum and Carmel Arts District. The NAME house is in the Carmel Arts District, and if you've never had a chance to visit the area, you'll love it . . . incredible art galleries, shops and restaurants . . . AND did you know that the Museum of Miniature Houses is just a short walk from our own NAME Museum???? BONUS!!!!!! You won't

want to miss this tour.

Babette Overman has been busy planning our Gala event, "A Taste of Indy" which will be held at the Indiana State Museum.

Our guest speaker will be Amanda Speva, the producer of "Think Small", a documentary about miniatures, doll-houses and the people who love them. Babette promises us a Gala filled with "never to be forgotten memories" for all those attending!

Another event you won't want to miss is our Thursday night workshop. Robin and Shawn Betterley have designed the "Mad Hatter Cafe & Bakery" as our special project, and it is fabulous — another event you won't want to miss. This exclusive workshop is being offered in 1/4", 1/2" & 1" scales and will only be available at the National Convention in Indy (if you miss this


special workshop, you'll regret it!!). We have some special surprises planned during the workshop for everyone attending so plan on being there.

And, since it is a fund raiser for NAME, you'll not only be getting a never again offered workshop, but helping our wonderful organization.

If you haven't registered for the National (WHAT?? Who hasn't registered???) we will have Public Days on Saturday & Sunday.

The sales and exhibit rooms will be open to the public both days, so spread the word.

Hope to see you in Indy for an incredible week of fun.



The IMAGI-Nation of NAME Day 2015

By Pat Frost, Renton, Washington



My favorite Christmas movie is the *Original version* of "Miracle on 34th St" with Maureen O'Hara, Edmund Gwynn, John Payne, and Natalie Wood. In this movie, Edmund Gwynn, as Santa Claus, tells the child Natalie Wood about different nations of the world, and emphasizes the *Imagi*-nation, to encourage the girl to expand her world.

Miniatures are like that...they are our ticket to the **Imagi-Nation**.

We take a workshop. Maybe there are 15 people in this workshop. We are

provided materials, instructions, assistance. We all begin with the same pieces to construct, the same glues, maybe the same wallpaper or paint. If we keep to the plan, we all end up with identical results.

But the nations of the world aren't identical. There are different cultures, different customs, different geographic make-ups, different economies. The Imagi-nations have nearly the same thing—a variety of differences which make them independent of each other.

Each of us has our own Imagi-nation! Each of us brings to our own Imagi-nation ideas independent of one another. This in turn brings different results, different looks, different shapes and sizes, to the project we work on!

We stretch our boundaries. We journey to our own Imagi-nations. We tweak a piece differently here, paint a piece differently there. As we do so, we establish our own Imagi-Nations.

They never take the same shape. The boundaries of our Imagi-Nations shift and expand infinitely, like the sand of desert dunes. Our ideas blow this way and that, never settling in.

This is the beauty of the NAME Day project this year, planned for October 4: Window Shopping. Already we see how individuals have journeyed into their Imagi-Nations and are creating

ideas of their own. The project for Window Shopping starts out the same. Some 2000 NAME members start out with the same project—the shop window. It will be available in 1:12, 1:24, and 1:48 scale. Some cutters may offer it in other sizes. From the moment individuals and clubs begin their visits to their Imagi-nations, they come up with ideas to customize their shop windows. They share ideas as their trips through their Imagi-nations

Everyone will have a great time on this journey. Prepare now! Gather friends together, go online, watch the NAME web site and the *Gazette* to see what your NAME friends have created. 2000 people will have 2000 ideas on which to build!

Do you have an event planned for NAME Day? Let Ruth Heisch (408-997-1004) know at grouchybeartoo@aol.com. Want to be a cutter? Obtain an application from Barbara Thornton-Hill (530-265-5704) at bathca@gmail.com or Thuy Means (316-210-1654) at thuymeans@gmail.com. Have general questions? Contact Barbara Thornton-Hill at the contact information above.

Most importantly, plan your trip into your Imagi-Nation now. What a trip it'll be!

— More information on pages 35, 36 and inside back cover

STATE DAYS

• 2015 •

N-3 Idaho

Inside/Outside
May 23 & 24, 2015

A-2 Nebraska

Screened In Porch
September 19, 2015

• 2016 •

N-2 Nevada

1" scale
Elegant Art Deco Entryway
April 9, 2016

See the Calendar Section or the
NAME website for more information
about the events listed here.

HEADLINES



MADISON, WISCONSIN SMALL SCALES HOUSEPARTY

NAME County Fair • May 1-3, 2015



INDIANAPOLIS, INDIANA 2015 NATIONAL CONVENTION

What's Cookin'?
July 30 - August 2, 2015



KNIGHTS OF THE NAME ROUNDTABLE

Where miniaturists gather for a legendary extravaganza of miniature kit shopping.

April 1-3, 2016 • Online



SEATTLE, WASHINGTON 2016 NATIONAL CONVENTION


Welcome to My Garden

July 21-24, 2016

Dealer, Instructor, and Theme Luncheon applications
postmark deadline is August 28, 2015

NAME Day 2015

Window Shopping October 3, 2015



Dealer, Workshop, and Theme Luncheon Applications

Please note changes to application
instructions and use current applications
from the Documents & Forms
section on the NAME website.
Application forms are available online at:
www.miniatures.org
or from: NAME, PO Box 69
Carmel, IN 46082

GREENVILLE, SOUTH CAROLINA SMALL SCALES HOUSEPARTY

Gals, Gangsters & Gatsby

September 16-18, 2016

Dealer, Instructor, and Theme Luncheon applications
postmark deadline is January 15, 2016



SACRAMENTO, CALIFORNIA HOUSEPARTY

ABCs of Miniatures • March 23-26, 2017



ALEXANDRIA, VIRGINIA 2017 NATIONAL CONVENTION

Come to the Circus

July 27-30, 2017

TARRYTOWN, NY HOUSEPARTY • *Legends of Sleepy Hollow* • October 2017

LOUISVILLE, KENTUCKY HOUSEPARTY • *Jockeys and Juleps* • Spring 2018

2018 NATIONAL CONVENTION

Sweet Tea & Sunshine - a Southern Celebration • July 2018

HONOLULU, HAWAII HOUSEPARTY

My Hawaiian Souvenirs • September 2018

Meet the Artisan Couple - Shawn and Robin Betterley

By Luci Hanson, NAME President



Shawn and Robin Betterley

When did you first become interested in Miniatures?

I became interested in miniatures while working at one of my first "real" jobs. My boss' daughters had a doll house full of wonderful fine scale miniatures. The boss' wife would bring me catalogs from some of the companies and artisans of the time - early 1970's. My heroine's were Bettyanne Twigg (Elspeth) and Susan Sirkis with her Wish Booklets. I loved and admired their work. Shawn didn't have much interest in miniatures at this time.

It's interesting to look back and realize that I was already making miniatures, something I did with my dad. I called it doll house furniture. It was thick wood furniture made for play. He built them and I painted them.

My dad and I did craft shows with wood items he built and I grew flowers which I dried and sold in arrangements. One time, when getting ready for a craft fair, he showed me some furniture that he'd built as Christmas presents for the grandchildren, there were about 10 girls then, all in the right age group. He'd wondered if I could paint them so they'd look cute. I did and they were so cute we took some to the show. They sold better than any of our other items. We were hooked with making small furniture, but I wouldn't have known at that time to call them "miniatures".

One day my mom suggested that I make something to put on the tables, like food or flowers. I discovered that bottle caps made impressive pie pans, yes I truly did! I learned how to make bread dough fruits and vegetables. I

made quilts and Christmas trees, all from stuff I could find or get my hands on. It was at that time that I discovered MINIATURES with the help of my boss' wife! Oh my goodness, what a wonderful world it was. Shawn still wasn't terribly excited, although he did spend what seemed like a boatload of money on a truly fine handmade settle bench which he gave me on our second Christmas together.

When and how did your spouse become interested in miniatures?

Sometime in the next couple of years, we were invited to sell at a real miniatures show. I still had the "play" furniture that Dad and I made together, but my line had developed due to a friendship that sparked between another couple and ourselves. She and I became lifelong friends. That's what happens in this miniature world of ours. Anyway... at our first miniature show I met Pat Bauder who took me under her wing and helped guide the way for us to really become miniaturists. Shawn believed it was a nice hobby with some side benefits.

What inspired you to start a miniature business?

At some point in the next few years he realized it could be more than a hobby and with much consideration, we moved from Maine to New Hampshire and opened a miniature shop. Shawn wanted to own his own business, be a shop owner, and miniatures seemed to be the most likely venue at that time.

What jobs are each of you more inclined to do when it comes to the business responsibilities?

Although we moved several times as we grew, our miniature shop called *The Tiny Touch* became our main employment, with Shawn as the business department and myself in the creative department. One major thing we learned is that if a business is to be successful, there is no time in the daily day for creating and working on new ideas. I think we juggled this concept a lot, trying out different approaches. The

best solution for us was to hire a few people. Shawn continued in the shop and I worked a day or two in the shop and spent the rest of the time fine tuning my miniature offerings and producing enough stock to also sell wholesale at the CIMTA shows - Cottage Industry Miniature Trade Shows.

At shows, Shawn's job is to lug the stuff in and then lug it back out. Once in the show venue, he stands back while I fuss with everything, twice over. Then he sets up lights and register.

During the early time we had two children, both girls, who traveled the country with us when we had shows. It was great fun. As they got older and more involved with school, sports, boys, ballet, and all the other activities that go with being teenagers, we sat back a bit from the travel. Our focus turned to growing the shop which became more active with classes and workshops.

Have your children gotten involved with your miniature business?

The girls were always adamant that they would not be interested in our kind of a business. They still tell a story about child labor abuse when they were "forced" to add little bits of greenery to wreaths, or to put little things in bags and staple them shut.

I remember them being happy to get some quick spending money. Both pursued a different degree in the arts and went off and did the marrying, children etc. kind of thing. But guess what? We caught one, yup, we did, lured her away from another business where she was top dog and she's our new bright star at Robin Betterley's Miniatures. Taryn brings computer skills, internet knowledge, business sense, and her own artistic talents and humor to our miniature business. Her husband Scott is also "hooked" and will be becoming more and more involved as we go forward. They are our business's future. The other daughter did OK too, she pursued double majors and is in her fifth year of teaching art to high school teenagers. She is confident that "she will not come on board" and "will not become a miniaturist". We'll see...

— Continued on next page

What tools and special equipment do you use to manufacture your items for sale?

Our respective jobs and tools are very defined. Shawn designs and cuts the furniture and accessory kits from drawings and photos that Taryn and I send to him. Usually with just a few revisions we are all seeing eye to eye. After the kit is test built and a good prototype made we give him the all clear to begin cutting. He works with computers and laser. New to his workshop is a 3D printer which is humming with prototypes and a few pieces that will go into production.

I am generally the one with inspiration, tempered by Taryn's reality and Shawn's workload. If we're being honest, I am always more interested in the next project than the one on my table. My work ethic demands that I will finish what I start, so the work gets done, the project gets kitted and it goes into production. The next project is the carrot dangled in front of my nose to keep the production moving forward.

Taryn is the business manager, a job that was always Shawn's but which he's happily relinquished. She focuses on that part of the job early in the day so that she can spend some time doing design as well.

What is your favorite scale in miniature and why?

Our favorite scales, hmmm...I think mine would be 2" = 1'. This is a scale I enjoy for decorating but not one that we can always work into our kits, although there have been a few. I also love 1/2", as it's cute enough to be cute, but detailed enough to be detailed. Wait, I think I also really love 1/4", oh and also micro scale. Well, I can't leave out 1" as that's how I got started, I love it too. I think Shawn would say he likes all of them as well. Taryn loves micro scale, the smaller the better.

What is the hardest part of running a miniature business.

There's nothing hard about having a miniatures business. Work is work, business is business and they all have inherent attributes. You have good days, you have bad days. You have days when everyone loves you and loves your work, you have days when you mess up, leave out parts, ship the wrong item, or just can't make a customer happy.

I guess the hardest thing about having a miniature business is sometimes making a deadline. There are always lots of deadlines.

The easiest?

We love what we do and that makes going to work a pleasure.

Your favorite?

I think we all would agree that the folks involved in the miniatures industry are some of the best in the world. We love to have fun, to share ideas, to travel, take workshops, collect little things, be creative, eat great food, and embrace this very special hobby.

Someday, you will want to "Hang it up" as they say. What will you do with your miniatures and why?

Taryn and Scott will continue on with the business when we are ready to play something different. We picture them taking us out to a show now and then so we can smile and say hello to people. They can prop us up somewhere.

Our eclectic collection will follow with the business as inspiration.

What will you do with your extra time?

Seriously? Extra time? I don't even begin to know what that is so it would be very hard to answer. I guess we would spend more time at our camp down east, more traveling, more painting, more gardening, more knitting, hooking, crocheting, sewing, hmmm...

If you met someone who was just getting interested in a miniature business, what words of wisdom would you share with them?

If someone asked me what I would share with them about a miniatures business I would tell them to figure out what people want and then give it to them. Well, not give it to them, but you know what I mean. If something isn't selling it isn't because the show is bad or that the internet is taking over. Look at your skills and see how you can make something wonderful from them.

You have generously donated time and products to NAME and it's programs. Why?

Shawn and I have supported NAME since 1979 when we first became members. Our memberships lapsed a bit in the "teenager" years but we came around again. We've supported NAME because it's been our support as well. We believe if you belong to a group, you need to give back to the group in the ways that you best can. Sometimes that is with your time, and sometimes it's with sharing your gifts. I think we all try to do what we can.

If you could have one wish regarding miniatures... what would it be?

That we all continue to enjoy and create (I'm doing a run-on sentence so I can get it all in), that we share our skills and time, that we take opportunities to allow younger people to experience this hobby, that we are nice to each other and that we respect each others differences.

Thank you Robin for SHARING your insights with us today. It sounds like Robin Betterley's Miniatures is definitely a Family Run Business and planning on being around for a long time.

Luci



Share your projects with other NAME members.

Send your photos and/or workprojects to:

Dorothy Hansen, Gazette Editor
PO Box 1285, Monroe WA 98272
Email: gazette@miniatures.org

Newcomers Corner

By Luci Hanson, NAME President

If you are new to NAME you probably haven't had time to ponder all the fun and exciting world of NAME. In fact you are probably still at the "fascinated by it all" stage.

If you have just discovered that you are not the only person interested in dollhouse miniatures and that there are a bunch of people (guys and gals) who are willing to talk to you and share their experiences in miniatures.....well, you are not alone at all.

Most of us at NAME went through that same feeling at one time or another. We would almost give up chocolate to share time with another miniaturist. And to sit down with a bunch of miniaturists and work on a project....(yes, you guessed it) ...it was pure heaven!

Fortunately, in 1972 a few miniaturists got together and came up with the idea of forming a non- profit organization to band together all us like-minded miniaturists so we had a better source of information about dollhouse miniatures. That organization was called "National Association of Miniature Enthusiasts

(NAME). A while later the organization found a wonderful old house that soon housed our office and our museum in Carmel, Indiana. One of the goals of NAME is to continue to preserve the craft and collections of dollhouse miniatures. A museum of miniatures is the best way to achieve that goal.

Except for the personnel in the office, NAME is an all-volunteer organization. There are over 100 volunteer men and women helping keep miniatures and NAME healthy so it will be there for future generations.

A Board of Trustees governs NAME. All 12 of the Trustees are seasoned veterans of NAME and work hard to keep the organization up to date and solvent. NAME is divided into 14 regions including Canada and other International Countries. Each region has a Regional Coordinator and State or Province Representatives that keep the lines of communications flowing.

Every year NAME has a convention that is held in July. It is held in different places in the United States so that

members from different areas have an opportunity to participate without traveling too far. During the Spring and Fall NAME often has a minor version of the convention. It is called a House-party. It only lasts a few days but it is so much fun creating miniatures, meeting and making friends and just plain old refreshing and renewing together.

Many of the clubs also have functions called State Days where everyone gets together and works on one specific project. There are usually prizes and food and fun at those parties too!

NAME Day is celebrated each October in conjunction with Dollhouse Miniature Month. All of our NAME members work on the same project worldwide on one specific weekend. Clubs and individuals band together to share miniatures and fellowship.

Every year NAME has a special project called the HALLMARK® contest where members use HALLMARK® ornaments to create a scene.

So you see, we are a busy group and are very pleased you decided to join us.

WELCOME NEW AND RETURNING MEMBERS

REGION A1

Colleen Arnold, Marion IA
Linda Laufer, Hebron IL

REGION A2

Helen Burton, Weeping Water NE
Janet Johnson, Bellevue NE

REGION A3

Kelli Crane, Woodsfield OH
Judith Scheck, Fostoria OH
Kraig Councell, Newark OH
Donna J. Gray, Toledo OH
Brian Hughes, Newark OH
Dianne Hellwig, Pain Lick KY
Jim Schmidt, Painesville OH
Allyson Schmidt, Painesville OH
Karen Young, East Sparta OH
Vickie L. Washam, Greentown IN
Kathy Starcher, Norton OH
Eddie Myers, Fairview Park OH
Doris Settles, Lexington KY
Teri Payne, Louisville KY
Bill Settles, Lexington KY

REGION E1

Tara Flynn, Sykesville MD
Lauren Holley-Allen, Towson MD

REGION E2

Susan Conrad, San Antonio TX
Mary Gwinner, Haslet TX

REGION E3

Diana Davis, Lakeland FL
Sheri Inerra, Fernandina Beach FL
Cara Dempster, Raleigh NC
Wendy Steinhoff, Largo FL
Ann Randolph-Brown, Fayetteville GA
Della Ballard, Mooresville NC
Carol Ottobre, Sarasota FL
Jane Spearman, Morrisville NC
Arlene Menoher, St. Pete Beach FL
Robert Roof, Columbia SC
Connie Campbell, Knoxville TN

REGION M1

Kathleen Bellafiore, Bernardsville NJ
Helen Kirk, Beaufort SC
Ann Bussiere, Allentown PA
Katherine Maloney, Dayton NJ
Lynn Koosel, Keansburg NJ
Kathy Riedy, Whitehall PA
Rosemary Heck, Toms River NJ
Rebecca Barton, Mount Sinai NY

REGION M2

Deborah Orellana, Gallatin TN
Karen Waggoner, Bethel CT
Marilyn Morin, Winthrop ME

REGION N1

Alison Jacques, Santa Ana CA
Karen S. Stull, Las Cruces NM
Loretta Brand, Albuquerque NM
Fran "Jill" Goldstein, Los Angeles CA

Cindy Weathers, Sana Maria CA
Hazel Kern, Green Valley AZ
Emily Wantroba, Redondo Beach CA
Addie Firtel, Oceanside CA

REGION N2

Annie Quock, Belmont CA
Elaine Ratelle, Benicia CA
Michele Motheral, San Leandro CA
Joyce Strand, Sacramento CA

REGION N3

Lucritia Haley, Redmond OR
Connie Bigelow, Shoreline WA
Leanna Bruns, Rupert ID
Catharine Devine, Silverdale WA
Rosemarie Grant, Wasilla AK

CANADA EAST

Catherine McMaster, Grand Bend Ontario
Toni Griffiths St. Thomas Ontario
Kerry McMaster, Grand Bend Ontario

CANADA WEST

Linda Tanaka, Lethbridge Alberta
Brenda Brechtel, Calgary Alberta

**Welcome NAME
New Life Member**
Teresa McVeigh

On the Patio - A 1/12th Inch Scale Glass Dome Vignette

By Sandra Swisher, Columbus, Ohio • Photos by Dr. Ryan Mayes



Sandra Swisher
Winner of the "I met ME in St. Louis"

The real calendar may say it's winter, but in the world of miniatures it can be whatever season you want such as summertime with flowers in bloom and lemonade and cookies on the patio!

In this vignette, the cupcake holder that originally inspired the contest's table and chairs was repurposed as a rug where it continues to provide the primary color palate and floral motif.

Obviously, the focal point of the scene is the settee which was created by turning the two contest chairs to face each other and giving them a joining seat and upholstered back. I created a cross-stitch pattern that closely resembles the floral motif of the cupcake holder / contest table topper and then stitched it directly onto salvageable sections of the contest table skirt to make the settee's upholstered back and the ruffled throw pillow. The bench seat pillow and one of the throw pillows were tufted with 1/16th inch yellow buttons that I made from clay. These buttons are actually sewn on through their two tiny holes! A green checked fabric was chosen for this bench seat and throw pillow (as well as the backside of the settee's upholstered back) to echo the green checked background found in the center of the cupcake holder. Other coordinating fabrics were used to make the additional throw pillows one of which is in the shape of a cat that has a flower medallion (made from clay) hanging from its collar. The card-stock base of the contest table was repurposed as an occasional table by painting it red and covering it with a

fabric ribbon that gives it a rattan-like look. A tiny floral motif was cross-stitched directly onto the napkins made from an antique linen handkerchief. The same handkerchief material was used in creating the ruffle on the cross-stitched throw pillow. The little paper cookies were coffee-stained and "iced" while the plate, lemonade set, and plants were purchased items. Of course the needle crafter in me says that a miniature settee is "never fully dressed" without an afghan. Consequently, I used a size 16 crochet hook and white Sulky thread to crochet a miniature afghan with a lovely floral motif in its pattern.

To help facilitate the photography, the pictures were taken without the glass dome. When the dome is in place, the two baskets of red geraniums hang from wall brackets over either end of the couch. These brackets were made from corners of a wooden laser-cut picture frame purchased at a local craft store. I wish to thank my husband, Lynn Swisher for his help in making these brackets, and my son-in-law, Dr. Ryan Mayes for his photography skills.



• *Using Souvenirs from the 2015 St. Louis NAME Gala* •

“Santa Stop Here — before you eat those cookies!”

by Wanda Morris Simons, Newark, Delaware



As a member of a “healthy-eating group” I thought it would be fun to remind Santa that a lot of cookies before dinner wouldn’t be good for his health -- that he should eat a (somewhat) better meal (cheeseburger, chips, salad [lots], and drink) before his long trip. Then he might not eat quite so many cookies left for him “...by fireplaces, with care...,” as the story goes. “The Burger Bistro,” new upscale restaurant in town, is trying to entice Santa to eat the daily special and control his caloric intake.

Combining both the St. Louis gala souvenirs with the 2014 NAME Day project became my goal. And now I have a food-oriented mini to offer the exhibit room in Indianapolis!

This exhibit includes iconic Coca-Cola items long associated with Santa. The Coke mirror (one of the first minis I bought back in the 1990s) finally found a home. Also used are souvenirs from the 2014 Delaware NAME Day, and a placemat-napkin set by Pixie Miniatures (Elinor Hare).



Sewing Room

By Terry Parkin, Burnaby, BC





Souvenirs from the NAME Gala

By Thuy Means, Wichita, Kansas

Mary Engelbreit was never on my radar until I became a miniaturist. The souvenirs received for the Gala combined with the challenge to create a vignette using the souvenirs prompted me to create an homage to ME. The project came together quickly using Mini Decorators' display box and Teresa Zweiger's mega roundtable hutch in St. Louis. Then I just poked in my stash of ME-related minis to center around the set of ME table and chairs. It was great fun and satisfying to finish a project in under a week, and I will never forget the opportunity to meet ME in person, have a photo taken with her and get a book signed.





NAME Pillow Cover

by Annelle Ferguson, Clinton, Tennessee

Annelle has been involved with miniatures since 1978. Like so many, she built a dollhouse for her then three-year-old daughter. While building that first dollhouse, she learned to do needlepoint in order to furnish the house with rugs and carpets.




Early on the late Barbara Cosgrove introduced Annelle to antique needlework. She began visiting museums and historical societies with needlework collections and so began her research of the hundreds of charming antique designs and her enthusiasm in designing and adapting the originals into 1/12 scale. Favorite periods are 18th century English and American designs for samplers and chair/bench seat covers, and panels for firescreens and embroidery stands.

Annelle is a Fellow member of IGMA and an AOH member of NAME. She has been active in IGMA, having served as President from 1999 to 2001. She has been an occasional instructor at Guild School and Guild Study Programs where students learn basic needlepoint techniques and the process of creating/designing 1/12 scale needlework.

Presently, Annelle serves as US Representative for the Miniature Needlework Society. The Society was organized in England in 1997 to encourage all forms of miniature work with needle and thread.

Check out Annelle's website:
www.ministitches.com



MATERIALS NEEDED:

- #40 or #48 Silk Gauze
2-1/2" x 2-1/2"
- #10 Crewel Needle
- DMC Embroidery Floss
 - 924 Dark Blue
 - 926 Medium Blue
 - 927 Light Blue
 - 355 Dark Red
 - 520 Dark Green
 - 3031 Brown
 - 680 Dark Gold
 - 729 Medium Gold
 - 822 Off White (Background)
- Backing Fabric
- Stuffing for Pillow

STITCH COUNT:

37 (wide) x 37 (high)

PREPARATION OF GAUZE:


1. Mark top of gauze - it is important that selvages are at the sides.
2. Tape your gauze very tightly to a cardboard frame with a 2" x 2" opening.



STITCHING INSTRUCTIONS:

1. The coded stitches should be worked in the continental stitch. The uncoded stitches (background) may be worked in the basket weave stitch.

NAME Pillow Cover reprinted from
A NAME Sampler and other projects in miniature, printed in 1987



2. Using one (1) strand of floss (8" - 10" in length) start design in the center.
3. Begin background leaving a three (for #40) or four (for #48) stitch border from the edge of the worked pattern.

FINISHING INSTRUCTIONS:

1. Remove finished work from frame and steam iron. Let dry completely.
2. Cut around edge of worked area, leaving 1/4" border of unworked gauze. Cut backing fabric the same size.
3. Crease gauze to the edge of the stitching. Miter corners if desired, but not to the edge of the stitching. Steam iron. Crease backing fabric to match. Steam iron.
4. Whip-stitch around three sides using the holes in the gauze as a guide. Fill with pillow stuffing. Whip-stitch opening.

— Continued on next page

Code	DMC Color
X	924 Dark Blue
●	926 Medium Blue
/	927 Light Blue
E	355 Dark Red
O	520 Dark Green
V	3031 Brown
C	680 Dark Gold 729
—	729 Medium Gold
□	822 Off White (Background)

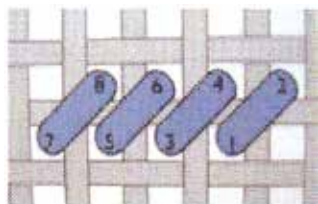
CONTINENTAL STITCH

Done horizontally, starting at the upper right, work each row of stitches from right to left.

Bring the needle back up at 3 and down at 4.

Continue stitching.

At the end of each row, finish the last stitch, leaving the needle at the back of the canvas.


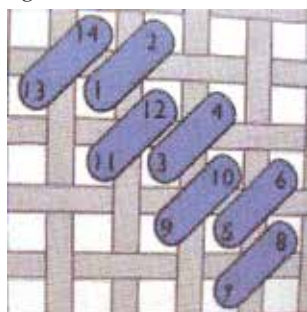


BASKETWEAVE STITCH

This stitch is worked diagonally, and gets its name by the pattern formed on the reverse side of the canvas as the stitch is worked.

To work a row of basketweave stitch, bring your needle up in the bottom left hole of the target intersection (1), and insert your needle down into the canvas in the upper right hole of the target intersection (2). Bring your needle up in the next hole to the diagonal upper left. Repeat the process working upwards diagonally to work a row.

The next row of stitches is worked in the opposite direction - to the diagonal lower right.



The Blue Hydrangea

By Barbara Renken, Oregon City, Oregon

My husband has always been interested in the Miniature Train World and in the mid 1980's he became fascinated with LGB trains. Living in Southern California at the time gave us an opportunity to create a Garden Railroad in our backyard. One evening after a dinner out we walked past a shop in Torrance, California that had a window filled with dollhouses. We entered the store and he pointed out that I could make houses and shops to add to the train layout! The dollhouses at the shop were one inch scale, LGB is half inch scale, so some modifications would have to be made. At the time, we had four teenage girls at home, we were both working and I thought, 'really?'



The rest is history, and I sometimes wonder if he regrets ever having introduced me to the wonderful miniature world.

Having a Garden Railroad on our



property was a fantasy in itself. I've always loved the garden; the peace, beauty and tranquility of the plants, vegetables and fruits have given me great joy. Watching birds, squirrels and yes, raccoons visit the railroad was mystical. The track ran among flowers, low lying shrubs and around huge eucalyptus trees for well over a hundred feet. Fritz, our cat loved to guard it from Raccoons,

while our young grandkids took great joy taking turns at the transformer.

It wasn't long before the owner of the shop we were now visiting frequently, suggested that I join Mini Imaginations, a NAME Club in Torrance, California. My first Houseparty was 'Under the Big Top' at Universal Studios in 1989! I was in awe and I was hooked! The members of the club had been involved much longer and had so many skills which they shared openly. I took classes and workshops whenever possible from artisans and began creating my own creations. Flowers and plants fascinated me, and after experimenting with several types of paper, inks and paints I created colorful floral arrangements and plants, selling some for a period of time.

We moved from our home in California of 35 years in the fall of 2004, to north west Oregon. NAME connected me to a local club where I've been involved since then. One weekend I attended a show in San Jose, where Joyce Bernard had several room boxes for sale, built with front openings. One of them called to me and I instantly envisioned a Florist Shop. Joyce said, 'We'll ship it to your home, no worries.' And ship she did.

One big difference between horticulture in California and Oregon is that in north west Oregon we have SEASONS.



Inside door wall.

— Continued on next page

The Blue Hydrangea

— Continued from page 22

In the winter, it is gray, gloomy, dark, no flowers! So I resumed painting papers and punching petals and making flowers to fill my desire to have miniature gardens during the winter months.

The Room Box pictured is 20" wide x 15" high x 12" deep. I love that the front was designed with a hinged door. After deciding how I thought the exterior should look, a textured paint was sprayed on, molding trim was applied and my husband built a 'roof piece' to conceal the electrical wiring. The first step was to make a floor plan, thank you Brooke Tucker for your wonderful workshops where I learned Scale Design, the Refrigerated Floral Display and the Outdoor Garden area. A bay window was inserted to expand the dimension. I visited a local florist, explaining what I was doing and she was thrilled to let me photograph their refrigeration unit. I scaled it down and built it, electrifying it so the interior of the shop and refrigeration unit can be viewed. Of course, a counter is necessary, and since this shop is more than a flower shop, there is a garden in the back, where customers can pause and reflect. All the flowers have




Back wall, refrigerated case for cut flowers behind the sales counter.


been crafted with the painted papers, punched petals, tiny wires and love for what I enjoy doing. As you look around the room, you'll see pieces which were gifts from NAME, friends and/or members of Mini Imaginations and Lilliput Portland Miniature Club.

The Blue Hydrangea delivers for any occasion and is 'open' all year.

(Editor's note: You will be able to see Barbara's "Blue Hydrangea" on exhibit at the 2016 National Convention in Seattle, Washington)



Garden window.




International Guild of Miniature Artisans

Calendar of Events

For more details visit www.igma.org


IGMA Classes at the
Kensington Dollhouse Festival
May 12 – 14, 2015
Join us in London!





Guild School
June 13-19, 2015
Castine, Maine

Guild Show 2015
Show – August 8 & 9
Classes – August 6 & 7
Marriott at Glenpointe
Teaneck, New Jersey





Guild Study Program
The Art Institute of Chicago
October 2-5, 2015
Chicago, Illinois

Meet Owen Wolffe

By Claudia Heckart, Allyn, Washington



Owen Wolffe was feeling an aimlessness in his life that was depressing. His beloved wife of 30 years had struggled bravely, but lost her battle with cancer. The kids were grown and gone, all with families of their own. Yes, they called once in awhile; but his days were too empty. Sometimes he'd go visit his friends, Bob and Richard, at the Mountain Retreat, taking his dog, Smokey, along for the ride.

Then, on a drive in the country, he saw an old abandoned gas station. Weeds had pretty much reclaimed their territory. The building seemed to be solid, but in a sad state of disrepair. (The Fascination Station kit by Hobby Builders Supply)



Owen got out of his car and looked it over. A glimmer of an idea began to take shape. Maybe ... if he ... it only needed ... "What do you think about that, Smokey?" he asked the dog. But Smokey very wisely kept quiet.



Owen was feeling his age a bit with all this work, but it was a good feeling. One evening after work he stopped at his favorite eatery, the Garden Bistro. Miss Tillie was an excellent chef and he always enjoyed stopping by to chat; and of course, her pecan pie was well worth stopping for!

The office part of the building was just about finished! Wallpaper, carpeting ... just needed some furniture now. He decided to bring in his old desk from home. The kids would laugh at his old computer, telling him he should "update", but he'd bring that along also. It still worked just fine!



And finally - the big plate-glass windows with the name of his dream in

beautiful letters: Museum of Miniatures. The only sad note was that his sweetheart couldn't be here to see it.



Funny thing, though - as he worked on this project he felt so close to her.

AT LAST! Owen's dream became reality! His Museum of Miniatures was now open for business!



He arranged a garden area outside, so people could sit and enjoy the view of the dollhouses, and smaller children could play safely. The children who stopped by reminded him of his own kids when they were little. Joe decided to stay outside with his son, Peter, while his wife and daughter went inside.

— Continued on next page





Owen brought in the houses he and his wife had made, and the ones they had picked up in their world travels.



Traveling through Central and South America they found some delightful mini-houses. Not quite the style they were used to building, but very interesting nonetheless.



In England his wife just fell in love with the beautiful Lilliput Lane house.



And, on the same trip, they found this delightful little cottage in Ireland!



Owen loved to welcome the visitors to the Museum and show them around




Who can resist the tiny, intricate, miniature art of the Chinese?



Then there were the houses Owen and his wife had made long ago ... The Farmhouse ... (aka Claudia Heckart)



Uncle Ed's Barn (made by Claudia Heckart), complete with cows and farmers ...



Carolyn and her daughter, Jessica enjoyed browsing ...



And after a trip to Eastern Washington - Apple Annie's Fruit Stand (made by Claudia Heckart) that had delighted the children so ...



The Country Church (*micro houses made by Claudia Heckart*), with people coming in for the service ...



... and some already inside.



Owen had considered opening a Miniature Supply Store but decided that would be too much like work; a museum would be more fun. But he couldn't resist having a few things for sale in the museum office.



If visitors wanted to shop for their own treasures, he stocked a few simple things ... a toy box dollhouse was for sale ...



... and some dollhouse kits for those who wanted to build their own memories. (*"kits" made by Claudia Heckart*)



Jada was an avid miniaturist and was looking at the furniture on sale ...



... while her husband, James, was fascinated with the display of lighthouses encased in bottles! He'd seen the ships-in-a-bottle before, but these were the first houses!



And the last house he and his wife worked on - The Garfield Mansion ... This one he placed lovingly in the center of the room, on a tall turntable so it could be seen, under the spotlight, on all sides as it slowly revolved. (*micro house made by Claudia Heckart*)



It had been a busy day at the Museum. As he looked back over the last few months, Owen realized he was no longer feeling useless and depressed. He met new friends every day, and was able to bring joy to many other people who loved miniatures as much as he did. As he prepared to close up for the night, he patted the letter in his pocket. The kids were coming home for a visit - they all wanted to see what he had done in his new adventure. Owen smiled. Life was good.

Sam's Castle

By Sam Bruskotter, Delaware, Ohio

My name is Sam Bruskotter. I am 8 years old and I live in Delaware, Ohio. I have been going to the Columbus Miniature Society Show since I was 5 years old. My mom and I both love "little things".



At the Miniature Show last fall I saw a big castle display from the fair and it inspired me to start my own project. I told my mom I wanted to build a castle. She gave me the dollhouse she had as a kid, and we started to transform it into a castle!



Sam setting up his castle to exhibit at the miniature show.

To make my castle, I used Project Blocks, wallpaper, glue, paint, popsicle sticks and many miniatures I already had. I cut the blocks to size and we glued them onto the dollhouse. I built a turret for the top and added popsicle sticks. Mom and I put the wallpaper on the walls to make it look like stones. I painted the blocks and added some detail.



We bought many more miniature items for my castle at this year's miniature show. I bought a table, some chairs, and a bench. I want to buy more candles, tables, carpets, food, and people to add to the castle. I plan on adding to it for a long time.

have another idea for a future project - to make a pond scene with many frogs. I really love miniatures, and it is so much fun!

I keep the castle in my bedroom and I love to show my friends. One of the things I need to do is to remove a light switch from a wall. Castles didn't have light switches!

I am excited to become a member of the Columbus Miniature Society. I



Sam showing Dan Zerkel his castle.



Steampunk Wedding Dress

By Vicki Scidmore, California

The dress came from an old houseparty centerpiece and I added the head/hat and accessories. The cake came from a craft show and the color gave me the idea for the dress. The metal mannequin is wearing metal wings (in case Amelia needs to bail out of her time machine) made from a mini metal fan.



• It's All in the Details •

By Alicia Simon, Crofton, Maryland

I don't buy very many kits, if I do I usually love it exactly as it, so I don't do a lot of kit bashing. If I do it's usually just some intense aging, or perhaps in a house switching stairs from one side to another. For this article I actually did a small table from a very cheap kit, and then used a Dremel to round the edges, creating a more turned leg, and used wood filler to fill the shoddy tab and slot construction. I took step by step photos, I started to type the article, but honestly, I just don't love the table. If anyone desperately wants the photos to see what I did get in touch, and I'll gladly share them. And since I work on a small craft schedule, and am a serious procrastinator, I don't have time for a new project. Instead I'm going to include the photo of the finished table and give you a list of ideas of how you can modify kits to various degrees. Hopefully this will help other newbies, and refresh the memories of the more experienced.



Some Kit Modifying Ideas

- For a simple house fill in the stairway hole with a scrap of wood, and cut a new staircase somewhere else.
- Do a house kit backwards! You can sometimes completely reverse the floor plan. Before you do it for good, try just doing a taped version to see how it all fits. And unless you're very brave don't do it on a terribly expensive kit.
- Use a Dremel tool or small files to add curves, turned legs, or scalloped edges.
- Saw off the legs and use pre-turned elements instead.
- Replace a table top with a new table top of a fancier wood.
- Bust apart cheap furniture to marble the top, repaint it, or reupholster it.
- Cheap furniture with a weird gloss, or red stain can be busted apart and then sanded to create a much more realistic color.
- Many store bought pieces can be softened and disassembled by microwaving for a few seconds at a time until the glue softens. Some can be simply cut or popped apart with a craft knife.
- Pop off chair seats and then redo them with caning.
- If a tab and slot item has gaping holes, fill them in with wood filler or spackle. I especially like the wood filler for wooden floors. It's a bit more liquid than others to really fill the hollows and creates a very smooth surface. It may however, take more than one coat.
- Don't be afraid to experiment!
- If you have a dining room table you can chop the legs lower and make it a coffee table. Or you can add new legs or extensions and make it bar height!
- You can use your craft knife or fancy tools to add in cut-work designs, scrolling, or fancy edges.
- You can take the top of one cabinet, armoire, or hutch, and combine it with the bottom of a different one.
- Use Sculpey or Fimo to add designs. Ball feet, claw feet, designs that pop out, drawer pulls, doorknobs, the ideas are endless.

I don't want to fill pages with ideas, but hopefully this can get your brain in gear and give you some ideas for the next time you're in your work room. Stay tuned for next time! Alicia

Email me anytime with your ideas: mom2blu@gmail.com

The Jersey Inchkins Book Project

By Helen Haughey, Morganville, New Jersey • Photos by Robert Trenske

The Jersey Inchkins Club meets at the Red Bank New Jersey Public Library. So, it was a no-brainer: we had to do a Book Project. We started with hollow

paper books from the craft store, in various sizes. We used a sponge painting technique on the outside covers of the books. Next we glued strips of striped paper to look like the pages of the book. They looked like real books, ready for the story to come alive inside.

Each member worked independently at home on the books and we unveiled them at our next meeting. There were books of every genre: fiction, children's books, sci-fi, western, cookbook, art, classic and even a book authored by one of our members.


Carol Mueller's *Back to Blossom Street* featured a row of shops. Each shop was furnished and the yarn shop had knitting needles and skeins of yarn. Sue Prabhu's *The Storyteller's Quilt* was written by her, and in her book project she created a scene with quarter scale dolls she made of polymer clay. Carolyn Steinmetz' *Outlaw* depicted a western scene with a saddle and boots by Sylvia Rountree. Many of our members went on to make two or three books.

Our books were displayed in the Red Bank Library for National Dollhouse Month in October 2014, and also in the Middletown New Jersey Library.

— Continued on next page



Back to Blossom Street
By Carol Mueller



Peter Rabbit
By Marie Nash



Little Red Riding Hood
By Cindy Moreno




Peter Rabbit
By Louise May





Hotel Du Nord
By Barbara DeVilbiss

The Tailor of Gloucester
By Darlene Marley



— Continued on next page

**The
Storyteller's
Quilt**
By Sue Prabhu




The Art Book
By Helen Haughey

Dr. Who
By
Ramona
DeMeo-Cox



— Continued on next page

Outlaw of Hidden Valley By Carolyn Steinmetz



• Dollar Store Treasures •

Resin Dolls

By Norma Kesling, Las Vegas, Nevada

• Supplies •

- Dollar Store Resin Doll
- Dremel Tool
- Pipe Cleaners
- Glue
- Fabric, Trims



A resin doll from the dollar store can easily be changed to enhance a scene using a Dremel tool and a little imagination.

1. Saw off the base if too tall.
2. Remove any decor that does not work.
3. Saw off arms and drill holes in arm and shoulder.
4. Glue and insert short pipe cleaners into arms and shoulders making movable arms. The hands will not be pretty but can always be camouflaged by holding something.



5. Dress and wig the doll to your liking.
6. Easy and fun!



What have you made from the dollar store?
Email or mail in your ideas to:
Dorothy A. Hansen, Miniature Gazette Editor
PO Box 1285, Monroe WA 98272-4285
Email: gazette@miniatures.org

MiniAttics 10 Year Anniversary

Article by Gerry Silberstein • Photo by Lynn Miller

Ten years ago a group of miniaturists from the San Francisco Peninsula met and formed a club with the intent of sharing skills as well as friendship and camaraderie. We named our club The MiniAttics because we met at Caryl Lepelley's home in an attic which had been fully refurbished as a workshop for miniatures. It was a dream come true. We had a regular place to meet and we could leave our projects there until they were finished.

2014 brought the 10th anniversary of the MiniAttics, and we felt we needed to do something special to observe the event. Brenda Hough suggested a memory shadow box. The plan was to put framed photos of each our 12 members in a shadowbox, with shelves in the lower third for placing swap items that represented each member of the group.

Brenda and President Lynn Miller, and Laura Johnson, worked on purchasing shadowboxes, gathering photos and creating the graphics. Club members worked on their exchange items, keep-

ing them secret until we had our 10th anniversary potluck and exchange party. It was great fun seeing what items people chose to exchange, and we were all delighted and eager to arrange them in the boxes.

Brenda Hough gave souvenirs from her travels of French feves (King's cake favors) and German wooden ornaments. Laura Johnson made a lovely 10th anniversary cake. Diane Phillips, our treasurer, gave a stack of cash on a gold coin. Honorary member Janet Smith sent quarter scale chilled wine and glasses on a tray, so necessary for a proper celebration. Marjorie Milani made darling dolls. Meg Milani created a breath of spring with potted flowers.

Hong McKinsey, our petit point wizard, designed tiny framed pandas holding each of our initials. Gerry Silberstein loves the ballet and made ballet slippers and a musical score. Caryl Lepelley, who provided the original attic that inspired our name, made little houses with attics!

Carol Walls provided materials and furniture for summer on the patio with books and a cat in quarter scale. Jasmin Schwarz personalized a designer plate of cookies for each of us in a rose topped box that was almost too pretty to open. Lynn Miller created a mini table saw. And in honor our concert flute virtuoso, Kathleen Sliter, who passed last year, we have opera scores with a rose and a glass of wine in her favorite color which was pink.

It was a fitting tribute to the close of a 10 year period. 2014 was our last year in the attic, as Caryl and her family have moved from that house. Marjorie Milani has graciously offered to host most of our meetings at her lovely home. And the new year has brought us a new member. We are pleased to welcome Billi Cline, who has recently returned to the Bay Area after 10 years in New York. We look forward to many more pleasant years of mini making.





Weekend Snackpac

By Pat Vietti, Peoria, Illinois

During the regular December 2014 club meeting, members of the Peoria Area Miniature Society (P.A.M.S.) made miniature ornaments to adorn a miniature Christmas tree. Members brought both ready-made ornaments and plenty of bits and pieces to create more. An assembly line was used to thread beads and jewelry findings onto pins, glue was added, pins were bent to form hooks, and the last in line attached everything to the tree.

This tree was on display at the Chillicothe, Illinois Public Library during the month of December. Each year the library provides trees and space for

businesses, organizations, and individuals to sponsor a Christmas tree for the Weekend Snackpac program. Trees are then decorated by the sponsors and "judged" by library visitors using monetary donations.

All monies raised by "voting" goes to the Weekend Snackpac Program. This program extends the weekly service of providing students in the IVC School District with free or reduced breakfast and lunch at their local school. The Snackpacs are placed in the lockers or backpacks of qualifying students at the end of the week to be eaten over the weekend.

Region and Club Challenge

By Ina Waples, Newport News, Virginia

In December 2014, the Southern Virginia State Reps Ina Waples and Darlene Wilson arranged for a NAME table at the Richmond Virginia Greenberg Train Show.

This was done with the help and combined efforts two clubs, the Peninsula Heritage Miniature Society and the Virginia Miniature Enthusiasts. We did this to expose the model train hobbyist to our organization. We had many displays to show in various scales and themes.

We had a wonderful time talking to people and handing out lots of information on NAME and our club member-

ships. There was a lot of interest in our displays and we plan to do more of these shows.

I would like to challenge other regions and clubs to do the same.



Traci Haden, VME president



Paul & Betty Schiess



Darlene Wilson

2015 NAME Day Guidelines



NAME Day 2015 Window Shopping October 3, 2015

The purpose of NAME Day is to unite and involve all NAME members by doing the same project on the same day at different locations throughout the US and internationally. Participation in an event may occur in clubs, locally, statewide, regionally, or online. Information will be in the NAME Miniature Gazette to encourage all NAME members' participation.

• Dates •

As a way to kick off International Dollhouse and Miniatures Month, NAME Day will be on Saturday, October 3, 2015. Expanded events (or areas with conflicting dates) should occur as close to this date as is reasonably possible.

• Project •

All events will center on the same project – "Window Shopping". Plans for the Window will be provided in 1", ½" and ¼" scale. Some cutters will produce kits for 1/144" scale.

1. This event is for NAME members and NAME clubs only. Non-NAME members should be encouraged and invited to join NAME so they can participate in this event. All efforts should be made to include ALL NAME members in an area. Events could be held locally, statewide, regionally, or online. Clubs might get together with other clubs; smaller groups of individuals in remote areas could meet in someone's home. Whatever the size of the event, the goal should be to welcome and invite all members. Event sponsors are encouraged to work with their State Representatives and Regional Coordinators to connect with members in their area and for support/assistance in planning their event.

2. Local event committees will determine their theme, accessories, length of the event (one day, mini weekend, etc.), and costs.

3. Insurance is available through the NAME office for events sponsored by a NAME Club and held in public locations in both the US and Canada. The form is available online. **Insurance requests must be filed with the NAME office by August 1, 2015.**

4. We encourage participation from NAME shop owners and members. If a shop/shop owner is a NAME member, he/she may sponsor a NAME Day event BUT participation is limited to NAME members only.

5. Fees are to be set locally with all efforts made to keep costs low and reasonable. Because NAME is a nonprofit organization, any profit from your event must be used for educational or charitable purposes. Please also remember that we are a part of a national organization and it would be nice if you could find a way to make a financial donation to NAME. You could add a few dollars onto your registration fee, plan some type of a fundraiser for NAME such as selling tickets for donated "helper" prizes, or donate a portion of your event profit to NAME. This is not a requirement but any donations are always appreciated.

6. To receive an informational packet and sample window kit in the scale you plan to offer for your event, please contact Ruth Heisch, 2015 NAME Day Event Coordinator.

7. To register your event, please contact Ruth Heisch, 2015 NAME Day Event Coordinator at:
Ruth Heisch
7197 Wooded Lake Dr.
San Jose, CA 95120
grouchybeartoo@aol.com
(408) 997-1004

This year there is an Event Application Form, found online or you can obtain it from Ruth.

8. In order to have your event listed in the July / August NAME *Miniature Gazette* your event **must be registered with Ruth Heisch, by April 1, 2015.** Once your information is received, it will be listed on the NAME website in a timely manner.

9. This event is to be a shop window. Individual event sponsors will determine themes. **The basic design should be the "Window Shopping" project. It may be enhanced or the size changed, but the project needs to remain close to the "Window" presented. If you are making changes to the design, please submit to Barbara Thornton-Hill, bathca@gmail.com for committee approval.**

10. Kit Cutters Needed: If you are interested in being on the NAME list of cutters, please contact:

Thuy Means
thuymeans@gmail.com
(316) 210-1654
or
Barbara Thornton-Hill
bathca@gmail.com
(530) 265-5704.

We will send you a form for the application and information to be listed.

11. Kit cutters, Regional Teams, and event planners may not sell the "Cozy Corner" kits as fundraisers after the event. This is a one-time project, special for the 2014 NAME Day, and is much like a souvenir at a Houseparty or Convention. Since this is a special event, we ask that the kits not be manufactured after October 12, 2015. Kits that are left over may be sold to NAME members.

12. Event sponsors are asked to place their orders with the kit cutter of their choice as soon as possible to allow sufficient time for the production of kits. To ensure delivery in time for your event, the cut off date for ordering kits is August 15, 2015. Shipping dates for the continental United States will begin September 2, 2015. Shipping dates for AK, HI and internationally will be mutually determined between the event sponsor and kit cutter.

13. Following your event, please send photos and event highlights to

Pat Frost
16009 SE 179th St.
Renton, WA 98058
frostpl@aol.com

so they may be shared online and in the NAME *Miniature Gazette*.

• 2015 NAME DAY Events •

To add your event contact Ruth Heisch
408-997-1004 • grouchybeartoo@aol.com

• Region N1 •

Albuquerque, New Mexico. Albuquerque Mini Makers C-1009. Saturday October 24, 2015 9:30 to 4:30. All Scales. Meadowbrook Trailer Park Community Center 7401 San Pedro Drive NE, Albuquerque, NM. Give a gift-Get a gift exchange, Pot Luck Luncheon, raffles, exhibit and TV tray sales. Signups begin March 1 until June 30 2015. Contact Susan Sheridan, ssheridan@q.com or 505.994.2505

San Diego Miniature Crafters C-001. Saturday, October 3, 2015 10am until finish. Three scales. Bring your own lunch, drinks, toolbox and frame. signups April-August 1. Contact Peggy Boggein, pboggein@cox.net or 619.262.9223

• Region N2 •

National NAME Day "Window Shopping. Saturday, October 3, 2015 9:30am to 2pm. St. Andrews Episcopal Church, 6300 Camelback RD, Glendale, AZ. Three Scales \$20-\$40 depending on scale. Signups May 1-August 1. Food, door prizes, raffles and swaps. Contact Helen Sparks, minihelen2002@yahoo.com or 480.277.0951

MiniCals and Through the Looking Glass. October 3, 2015 10-5pm (One inch scale). 18665 Madrone Parkway Morgan Hill, CA. Day's events include Continental Breakfast, Lunch, silent auction, shoebox sales, gifts and door prizes. Please bring your own 8x10 picture frame. Contact Ruth Heisch at grouchybeartoo@aol.com or 408.997.1004

By Small Design Window Shopping. Date, Time and Location TBA. Sacramento Area. Four Scales, \$15 plus \$22 for one inch, plus \$15 for 1/2 inch, plus \$8 for 1/4 & 1/144. Non NAME members may come for kit cost plus \$50 which includes a NAME membership. Pot luck, (Bring dish for 10), door prizes, special gifts from members, exhibits, donation drawing and NAME grab bags for Region N2. Cut-off for signups is August 15, 2015. Contact Pattie Hong, peppermint_pattie@att.net, 530.432.3271

Vallejo, California, 1350 Hayes St. Suite A23, "No Frills" workshop. Kit and lunch Cost- TBD. Contact Suzanne Harrington-Cole harringtoncole@att.net, or 707.647.1928

• Region A1 •

Mini Wonders of Chicago. Saturday October 3, 2015 9 a.m.-5 p.m. Africa International House USA, Center for Contemporary African Art and Culture, 6200 South Drexel, Chicago. Contact Carla Burruss at cb1026@aol.com or 773.363.1812

Madison, Wisconsin. October 3, 2015, 10-3pm. Hy-Vee on Washington Ave. Tote bags, houseparty helpers, roundtable kit sales and swaps. Three scales \$40. Contact Alician Pearce, ubfaep@yahoo.com

• Region A3 •

Miniature Society of Cincinnati. Open to all A3 NAME members. 8265 Winton Road (location subject to change). Please check website <http://www.cincinnati-miniatures.org>. October 3, 2015, 10-4pm All scales No charge. Non-club members provide own kit Continental breakfast and Pot Luck lunch. Signups August

1- October 1. Contact Jean Ellsworth at jellsworth@fuse.net or 513.891.4021

Mini Magic Miniature Club of Findlay, Ohio. One inch Scale. Info to follow. Contact Debra Zachrich, zachrch@metalink.net or 419.439.3209

• Region M1 •

M1 Regional Club. October 3, 2015 9am-4pm. Location TBD All scales. Continental Breakfast, lunch, prize drawings and a silent auction. Classes will be offered Contact Debbie Colombo at irvink@gmail.com or 845.855.1766

Small on Scale C-285, October 3, 2015 9am. 3000 Fellowship Drive (Fellowship Community). Whitehall PA All scales Bring lunch. ignups until May 15. Contact Nadenia Butko, nbluvsny@aol.com, 610.965.9883

• Region E2 •

Mini Endeavors C-1022. October 3, 2015, Saginaw, Texas. One inch Scale. Contact Karen Carter, kcart-er4556@yahoo.com or 817/478.6467

• Region E3 •

Atlanta Miniature Society. October 3, 2015. Atlanta Area Coordinator JP Sligh. jpsligh@gmail or 770.492.9532 Details to follow.

• Canada - West •

Spruce Grove, Alberta, October 3, 2015, 9am. 1/4 & 1 inch scales, bring your lunch, breakfast provided. Contact Luba Barnes, lubarnes@telusplanet.net or 780/962.4093

2015 NAME DAY Cutters

Please be aware that different cutters use different types of cutting and design techniques (laser cut, saw cut, bass wood, hardwoods, opening doors, non-opening doors, etc.) Be sure to check out what features, and types of kits the cutters have available so you are aware of what you are ordering.

Barbara Thornton-Hill

B.A.T.H. Mini Creations

13703 N. Bloomfield Rd.

Nevada City, CA 95959

bathca@gmail.com • 530-265-5704 (PST)

1", 1/2", 1/4"

Karen Cary

Karen Cary's Miniatures

570 S. Reed Avenue, Reedley, CA 93654

minis@karencary.com • 559-638-8426 (PST)

1/4", 144th

Peggy Fowler

Fowler Laser Designs

1012 S. Scotch Rd., Chesterfield, SC 29709

fld011@hotmail.com • 843-623-3766 (EST)

1", 1/2", 1/4"

Stephanie Engeseth

S & S Furniture Co

PO Box 130366, Carlsbad, CA 92013

fujin200@usa.net • 760-603-9495 (PST)

1", 1/2", 1/4"

Jenny Yates

13642 North St Rd NE, Utica, Ohio 43080

Jally4200@embarqmail.com

614-260-5896 (EST)

1", 1/2"

Liz West

Taffy and Me Creations

6366 County Rd 50, RR#4

Campbellford, Ontario. CANADA

liz@taffyandme.com • 705-632-0704

1", 1/4"

Susan Karatjas

sdkminiatures

810 Balmoral Court

Moon Township, PA 15108

susan@sdkminiatures.com

724-388-2901 (EST)

1/2", 1/4", 144th

Connie Reagan

Grandgirl Miniatures

24 Sawyer Street, Portland, ME 04103

grandgirlminis@gmail.com

207-650-8008 (EST)

1", 1/2", 1/4"

Tom Walden

1361 Altamont Ave NE

Palm Bay, FL 32907

NameDay@TomWalden.name

321-728-9321 (EST)

1"

Marcia Hudspeth

89839 Fir Butte Road, Eugene, OR 97402

HnMHuds@aol.com • 541-915-9945 (PST)

1", 1/2", 1/4"

NAME Day 2015 Window Shopping October 3, 2015



•IN MEMORY•

Ethel Anderson

My friend, Ethel Anderson was a very active NAME supporter locally for over thirty years. N2 Hall of Fame, Folsom Fiesta State Day and many other activities. She will be missed greatly. — *Submitted by Norma Buck*

Carol Brown

Our club member, Carol Brown, 54, died suddenly in her sleep on December 26, 2014. Carol was active in our club, Les Petits Collectors of South Florida, and she did some beautiful projects with the help of her husband Bruce. Her warm smile and friendly personality were an asset to our club. She had the record for selling the most raffles for our show every year.

Carol had a large circle of friends, and was also very active in the Boca Raton Garden Club. She was their immediate past President, and she was working on a large event for them. They are installing and naming a bench in their garden in her honor.

Carol will be missed, and we are dedicating our March 14th show in her memory. — *Submitted by Marilyn Freedman*

Barbara Karen Logan Cooper

Barbara Karen Logan Cooper, 71, of Apex, North Carolina, died Thursday, February 12, 2015, at Wake Med Raleigh Hospital following a short illness.

Barbara was raised in Mooresboro, North Carolina, and her two favorite things as a child were riding her pony and sitting by her father's side in his art studio while he painted. Her father would give her a copy of the Saturday Evening Post and ask her to copy the cover. Years later, Barbara's childhood paintings were discovered in her dad's studio with the Post's cover attached to the back of the framed paintings. It was in later years that she developed her artistic talents, which she enjoyed her entire life. She graduated from UNC-Greensboro with a Bachelor of Science degree in Secretarial Administration.

After working for North Carolina State for years, she decided it was more important to become a full-time homemaker so that she could spend more time with her two sons. She then turned her artistic talents to the miniature dollhouse hobby, producing scale porcelain dolls and pull toys. Her dolls were sought coast-to-coast, and her toys were particularly popular in Europe, especially Switzerland and England. One of her proudest moments was when she was commissioned by Spelman College to produce doll likenesses of Sasha and Malia Obama, which were presented to Michelle Obama when she visited the college.

Barbara was a member of the Raleigh Miniatures Guild for 24 years, during which time she served several terms in the offices of President, Vice-President, and Secretary. She was a very talented artist and was always ready to share her talent and knowledge with others. Club members looked to her for help

with projects, and she always responded with a sweet smile and much patience in explaining and showing how to solve their problems. She took the lead in designing and helping develop and build many club projects, including projects for North Carolina State Day events and centerpieces for various miniature events.

While she enjoyed her miniature projects, her love was in working with colors, painting her miniature pull toys and making her miniature dolls. She was an IGMA Artisan, earning this title for her miniature pull toys. She never seemed to realize how very talented she was but would say she just loved to play and to help others. Barbara was dearly loved by her friends, and we will miss her greatly and her wonderful smile.

Barbara is survived by her husband of 48 years, Charles Nelson Cooper, two sons, Justin Cooper and Jason Cooper, her mother-in-law, three sisters, two brothers and their families, and many friends. — *Submitted by Raleigh Miniatures Guild, Raleigh, NC*

Mae Hightower-Vandamm

Delaware lost a veteran miniaturist in Mae Hightower-Vandamm, who died November 20, 2014, at 88. She was a warm, vivacious, sharing member of First State Mini Club since 1992 and NAME since about 1982. She traveled the world, bringing home very well-made miniatures, especially from England and often of Colonial periods and bunnies! She attended Ashland Virginia "Back to College", many national NAME Houseparties and donated to many fundraisers for NAME. She lived and slept minis, enjoying club meetings, shows, auctions and conventions. Many accessories were donated to the First State Mini Club for grab bags, programs, outreach but her best minis will be auctioned off. She had always said, "They'll have fun at the auction."

She was also the Executive Director of the Delaware Curative Workshop, spearheading the out-patient therapy services. As an occupational therapist, she became the National President of the American Occupational Therapy Association and a world ambassador in the World Federation of Occupational Therapy, visiting Europe, China, Japan, Russia, Australia and South America in this capacity. She won many humanitarian awards in Rehabilitation statewide and nationally. Her husband Bruce, a Brit, preceded her in death.

Her sense of humor and friendship will be sorely missed. — *Submitted by Marnie King, State Rep of Delaware*

Mary E. Johnston

First State Mini Club has lost a second member in just 4 months. Mary Johnston died February 8, 2015 at age 66 with her mother by her side. Mary was an active member, show chair and dealer coordinator for over 10 years, as well as treasurer and secretary. She and her sister, Leah Lloyd, joined together in

the 1990's and made scenes commemorating family memories. During the show, Mary's husband Bob was the "electrical man" at the time of set up. Mary was full of ideas and fast at the figures, keeping the club in a financial safe place. She was a huge force in our club and will be missed. — *Submitted by Marnie King, FSMC secretary and outreach chair, Delaware State Rep for NAME*

Marion McClellan

Marion McClellan was a talented and creative miniaturist, ceramicist, and doll maker. Although she was a quiet woman of few words, her vast and varied knowledge earned her the love and respect of many. She was generous in all aspects of her life, and placed high value on volunteer service. In addition to her passion for miniatures, Marion was also an avid gardener, nature lover, and world traveler. These interests were often reflected in her art. She had been a member of NAME since 1983, and was an active member of the Bluegrass Miniature Society. Marion passed away on January 6, 2015 at the age of 93. She lived a long and well-loved life. — *Submitted by Holly McClellan*



Charlotte Morgan

Avid miniaturist, Charlotte Morgan passed away on January 9, 2015. She was originally from Detroit, Michigan before moving to North Adams, then to several locations in mid-Michigan.

Char was a member of NAME since 1982, the now disbanded Mini Night Owls club in Dearborn Michigan, and the Toledo, Ohio TAME club. Through the years, she enjoyed attending numerous national and regional NAME conventions and participated in the Gazette mini mail exchanges. She dreamed of attending the 2015 national convention in Indianapolis with help from her friends.

Char was a good role model for the NAME motto: Only through sharing can we really enjoy our treasures. Even though she could no longer travel to attend conventions after moving north to mid-Michigan, Char sent tote bag favors for several conventions. A few years ago she sent in over 500 pies and was working on sending pies to the 2015 convention.

While living in the various mid-Michigan senior apartments, Char set up displays of her miniatures in the lobby areas for all to see and enjoy. She always hoped the displays would help her meet others who are interested in this hobby. Char wanted to share her love of miniatures and teach the hobby to others. Those who knew Char well know how very talented she was in creating Fimo foods and painting which were among some of Char's many talents.

All who knew Char will miss their friend

— *Continued on next page*

• IN MEMORY •

— Continued from page 14


but will keep her memory alive through the treasures she shared with them. — Submitted by Shirley Foisy

(Wilma) Jean Willey

Wilma Jean, Crown point, Indiana passed away in October, 2014. Jean was a charter member of The South Suburban Miniature Guild (SSMG), A-1, which has been disbanded. She was the catalyst for the establishment of the Crown Miniature Society of Crown Point. She has held leading positions in both groups. Jean attended local, state and national conventions across the nation. She was the co-chair for the centerpiece committee for the NAME convention, "A Chicago Shopping Spree" in 1986. Along with her eagerness for miniatures, particularly quarter inch scale, Jean was a "flower person" and won many awards for her plants. Jean started the Hoosier African Violet Society in Crown Point, and was known as the "Violet Lady" as attested to by her auto's licence point. She was a charming and eager women and will be well remembered — Submitted by Art. Martlink

Alice Wright

Little Alice is what she was known to many in the A3 region. Alice attended many of the NAME functions over the years and was a mainstay at the Indianapolis Miniature shows. She always could be counted on to give a mini workshop and 9 times out of 10 it was with something you would never think of using to making miniatures. I remember many times her coming into miniature club with a baggie full of broken jewelry or fabric or miscellaneous junk and her question was "I gave ten cents for this. Do you think I gave them too much?"



She was a volunteer and docent for 22 years at the Museum of Miniature Houses in Carmel, Indiana. In her mini club, Eastside Miniatures, she had served in all leadership positions at one time or another. She also belonged at the time of her death to St. Luke's Mini Mizers.

Her mom and her loved miniatures and did them together until her mother's death. Alice had a fire and miniaturists in A3 donated many to get her restarted. Her mother wrote a column in their local newspaper and when she passed away Alice took it over. She wrote about the happenings in her area. Alice also wrote a column for the "AIM" Association of Indiana Miniaturists for nearly 10 years. A lot of her column was what you could find at garage sales and its use and that is where I got my eyes trained to look at things that were not miniatures but could be.

Alice was also a longtime Tupperware sales representative for 44 years and is thought to be the oldest and longest Tupperware salesperson in the state. She also attended functions for Tupperware and Alice was a mainstay at a local craft fair every year in her home town with many miniatures on her table to entice people into our hobby.

Alice was a member of the Mooresville Friends Church and active in the Order of Eastern Star. Alice Wright passed away February 23rd. We will miss that quirky gal. — Submitted by Cindy McDaniel

• Club News •

NUTS Club C-385, Region E-2

By Suzie Aguilar, Webster, Texas

Our NUTS Club annual Christmas party was held on Friday, December 5, at the home of Kitty Engstrom.

We had made Christmas decorations for Hospice patients, as we do each year. We delivered 57 to Amed Hospice on Monday, December 8. The photo shows our creations along with our members at the Christmas Party.



The stockings were hung with care. And look, St. Nick has already been there

The photo left shows our stockings. For the first time this year we made Stocking Stuffers (tote-bag type gifts) for each member and put them into stockings. It allowed members that could not attend to participate in the gift exchange. Each person received 15 wonderful Christmas themed items.

For 2015, each member will make an item applicable to the month in which they host the club meeting during the year to have a variety rather than one theme.



These were the goodies found in our stockings, all with a Christmas theme. As you can see, we have a talented group of miniaturists in our club.



Left to right-back: Kitty Engstrom, Lori Howell, Terry Delloioio, Julie Fisk, Jean Luke, Suzie Aguilar and left to right-front: Bill Hamilton, Norma Hartorf, Dorothy Hamilton, Elizabeth Stillion, Tere Perry

PROPOSED AMENDMENTS TO THE CODE OF REGULATIONS NATIONAL ASSOCIATION OF MINIATURE ENTHUSIAST JULY 2015, INDIANAPOLIS, IN

Underlined words designate the proposed amendments

SECTION 2: BOARD OF TRUSTEES SECTION 2.9: RELATIONSHIPS	SECTION 2: BOARD OF TRUSTEES SECTION 2.9: RELATIONSHIPS	RATIONALE:
Currently Reads:	Proposed Amendment:	
No member of the Board of Trustees shall be related to or employed by another member.	No member of the Board of Trustees shall be related to or employed by another member of the current Board of Trustees. No employee of NAME shall serve as a member of the Board of Trustees.	To prevent a conflict of interest as a result of permitting an employee to serve on the Board of Trustees and to clarify the meaning.
SECTION 5 THE ENDOWMENT 2000-NAME SECTION 5:1 THE ENDOWMENT 2000-NAME	SECTION 5: THE ENDOWMENT 2000-NAME SECTION 5:1 THE ENDOWMENT 2000-NAME	
The Bylaw Committee is recommending this new section.	<u>The purpose of The Endowment 2000-NAME shall be to provide a continuing long-term source of proceeds to support the educational endeavors of the association. The principal value of the endowment fund shall not be used for any purpose without obtaining prior written approval of the individual contributor or contributors releasing an identified portion of their individual contributions from the permanently restricted endowment fund. The management group for The Endowment 2000-NAME shall be comprised of two (2) committees, The Endowment 2000-NAME Committee and The Endowment 2000-NAME Investment Committee. The Board of Trustees, The Endowment 2000-NAME Committee and The Endowment 2000-NAME Investment Committee shall follow the non-profit Federal and State regulations of Ohio.</u>	Currently there is no section for The Endowment 2000-NAME. There is a Board policy for this which does not protect the endowment. Adding this to the NAME Code of Regulations assures it is used as the funds were intended by the donors.

MINIATURE SHOP DIRECTORY

The shops highlighted below in color give a 10% discount to NAME members.
When you stop by, mention that you are a NAME member and be prepared to show your membership card and remember to thank them for all they do.

REGION N-1

Arizona

Auntie Em's Miniatures

5625 West Glendale Ave
Glendale, AZ 85033
623-435-0783
auntieems@cox.net
10:00am-5:00pm Monday-Saturday

The Doll House & Toy Store

at the Promenade
16447 N. Scottsdale Road 115D
Scottsdale, AZ 85250
1-800-398-3981 • (480) 948-4630
Mon-Sat 10-6, Sun 10-4
www.azdollhouse.com
Azdollhouse1@cox.net

Southern California

Ms. Peggies Place

5063 Cass Street
San Diego, CA 92108
(858) 483-2621
Wed-Thurs 5pm-8pm, Friday 12-5
Sat 10-5, Sun 11-5, Mon-Tues Closed

My Doll's House

1218 El Prado Ave, Ste 136
Torrance, CA 90501
310-320-4828
Mon-Sat 10am-4pm,
Sun 11am-3pm
margiesminiatures@gmail.com
www.mydollshouse.com

REGION N-2

California

Dollhouses, Trains and More

300 Entrada Drive
Novato, CA 94949
415-883-0388
M-F 10:00-6:00pm
Sat-Sun 10:00-5:00pm
support@dollhouses-trains-more.com
www.dollhousetrainsmore.com

Shellie's Miniature Mania

732 Laurel St
San Carlos, CA 94070
650-593-4921 • Fax: 650-593-4985
Tues-Fri 10:30-5:30, Sat 10:30-5
www.shelliesminis.com
Shelliesminis@msn.com

The Elegant Dollhouse

1120 Fulton Avenue
Sacramento, CA 95825
(916) 484-0411
Fax: (916) 484-0412
Open 7 days
www.elegantdollhouse.com
elegantdollhouse@aol.com

REGION N-3

Idaho

Creative Gifts & Miniatures

3314 North 5th Street
Coeur d' Alene, ID 83815
208-699-4187
Ministuff33@aol.com
Mon-Sun 12-5 or by appointment

Washington

Alki Beach Miniatures

2622 Alki Avenue SW
Seattle WA 98116
425-821-1579
Alkibeachminiatures@gmail.com
www.alkibeachminiatures.com
Mon-Sat 10-6, Sun 11-5

Bobbi Jo's Miniatures

2804 South Needham
Spokane Valley, WA 99037-9007
509-928-0881 or 509-928-5052
Monday-Saturday 10:30-5:00 pm
No email or website

CJN Miniatures

9675 Firdale Ave
Edmonds, WA 98020
206-406-9741
connie@cjnminiatures.com
www.cjnminiatures.com
Tues-Sat 10:30-5:30 or by appointment

REGION A-1

Iowa

Dollhouse Dreams

613 Ave G
Fort Madison, IA 52627
319-372-0599 or
toll free 1-877-875-6500
Brenda@dollhousedreams.com
www.dollhousedreams.com
Mon-Fri 9-5:30 & Sat 9-4

Illinois

Blackberry Harvest Dollhouse Museum Shoppe

18120 Dixie Hwy
Homewood, IL 60430
708-957-4332
Hours: Wed, Fri, Sat 10am-5pm &
Thurs 12-5pm. Please call first.

Minnesota

Little Enchantments

5013 Ewing Ave S
Minneapolis, MN 55410
612-746-4040
Tues-Fri 10am-7pm
Sat 10am-5pm
Monday by special appointment
lenchantments@aol.com
www.littleenchantments.com

Missouri

Alice's Tea Room Through the Looking Glass Miniature Shop & Museum

329 South Main Street
St. Charles, MO 63301
636-946-0505 or 636-946-0026
636-946-0737 Fax
Mon-Sun 11-5

McGhee's Miniatures, LLC

Barbara McGhee
8835 Manchester Rd.
St. Louis MO 63144
314 497-6140
BarbMc11@hotmail.com
www.mcgheesminiatures.com
T-TH 12-6 F-SAT 12-8 SUN 12-4

Miniature Museum of Greater St. Louis

4746 Gravois Ave
St Louis, MO 63116
314-832-7790
W-Sat, 11 am-4 pm; Sun 1pm-4pm
FZerb@aol.com
www.miniaturemuseum.org

REGION A-2

Montana

On A Smaller Scale

805 16th St West
Billings, MT 59102
406-259-0692
10:00-6:00 Tues-Sat.
smscale@bresnan.net

REGION A-3

Indiana

Museum of Miniature Houses and Other Collections

11 E. Main Street, Carmel, IN 46032
(317) 575-9466
Wed-Sat 11-4, Sunday 1-4
mmhaoc@gmail.com
www.museumofminiatures.org

Kentucky

Miniatures Store at The Dollhouse Museum

344 Swope Drive
Danville, KY 40422-2630
859-236-1883
Tuesday-Saturday 11-5
Lori@TheDollhouseMuseum.com
www.TheDollhouseMuseum.com

Mini Mansions

4759 State Route 54
Owensboro, KY 42303
270-926-3754 Appointment only
www.minimansions.com
ruth@minimansions.com

Nancye's Dollhouse & Miniature Shoppe

1860 Mellwood Ave #174
Louisville, KY 40206
502-714-8559
Johnson.nancye@gmail.com
https://www.facebook.com/nancyesdollhouseshoppe
Wednesday-Saturday 10-4

The Jot & Tittle Dollhouse

372 Shadow Ridge Drive
Cold Springs, KY 41076
859-816-8707
Hours by Appointment
jotandtittle51@hotmail.com

Ohio

Dolls and Minis

8068 Columbia Road
Olmsted Falls, OH 44138
440-647-1519
www.dollsandminis.com
dollsandminis@zoominternet.com
Tues - Sat 10am -6pm

Hartland Miniatures

706 N Rosedale Ave
Lima, OH 45805
419-235-4357
Eileen@hartlandminis.com
Website not available at this time.
Hours: Mon-Sat 10-6,
Sunday by appointment only.

Junction Hobbies & Toys

7379 Squire Ct
West Chester, OH 45069
513-898-8078
Mon-Sat 10-6pm, Sunday 12-6pm
doeters@entertainmentjunction.com
www.entertainmentjunction.com

The Miniature Cellar

12652 West Geauga Plaza, Unit A
Chesterland, OH 44026
440-729-6464
minicellar@sbcglobal.net
www.miniaturecellar.com
Tues-Sat 10-5, Sun Noon-5
Closed on Monday

REGION M-1

New York

D. Thomas Fine Miniatures

Darren Scala
579 Warburton Ave #6
Hastings-On-Hudson NY 10706
914-381-9871
dthomasfineminatures@gmail.com
www.dthomasfineminatures.com
Opening Fall 2014

Pennsylvania

Trishie's Tiny Treasures

66 Robert St
Nanticoke, PA 18634
570-735-1622
Wed 4:00-8:30 & Sat 10:00-2:00
other times by appointment
pbienk@aol.com

MINIATURE SHOP DIRECTORY

Volant Miniature Shop

310 Main St.
PO Box 164, Volant, PA 16156
(724) 533-5824
11:00-4:30 Mon-Sat, 1-4:30 Sunday
volantminishop@gmail.com
www.volantminiatureshop.com

REGION M-2

Maine

Studebaker Miniatures

Bill and Barbara Studebaker
13 Maverick Street
Rockland, Maine 04841
Tel: 207-593-7039
540-454-5510 (cell)
540-454-2102 (Bill)
Open by Appointment
studio@studebakermminiatures.com
www.StudebakerMiniatures.com

New Hampshire

Earth and Tree Dollhouses & Miniatures

276 State Rt. 101, Unit 1
Amherst, NH 03031
1-877-801-8707
Mon-Sat 10-5, Sunday noon-5
staff@earthandtree.com
www.earthandtree.com

Vermont

Real Good Toys Dollhouse Factory Outlet

10 Quarry Street, Barre, VT 05641
802-477-6464
Monday-Saturday 9-4
Jodi@realgoodtoys.com
www.realgoodtoys.com

REGION E-1

Maryland

A Little Something Special

108 East Baltimore Street
(inside Valley Antiques & Uniques), Funktown MD 21734
301-991-3069
SpecialMinis4u@aol.com
www.facebook.com/ALittleSomethingSpecialMD
Mon-Sat 10am-5pm, Sun. noon - 5pm

Forever Friends Dollhouses and Miniatures

Ruth Dubois
2105 Bishops Castle Drive
Olney, MD 20832
301-774-3037
forever.friends@verizon.net
foreverfriendsminis.com/shop
10-4 most days.
Closed Wednesday and Thursday.
Suggest calling to be sure we are in the shop.

Virginia

Tammy's Heirlooms

PO Box 651122, Sterling, VA 20165
703-626-0456
info@tammysheirlooms.com
www.tammysheirlooms.com
Online Shop

The Doll House Shop

8534 Patterson Ave
Richmond, VA 23229
804-285-8484
VADollhouses@gmail.com
www.Virginia-Dollhouses.com
Mon 10-6, Tues 10-1:45, Wed 10-6,
Thurs 10-6, Fri 10-3:30, Sat 9-2
Sun closed

REGION E-2

Texas

Hill Country Miniatures Museum

Juliane Smith
907 Alamo Road, Alamo Springs
Fredericksburg, Texas 78624
830-992-2122
Juliane@mousescapescapes.net
www.mousescapescapes.net
By appointment

REGION E-3

Florida

Ron's Miniature Shop, Inc.

751 West Colonial Drive
Orlando, FL 32804-7343
407-841-9333
Mon-Sat 10-5
ronsminiatureshop@att.net

Georgia

Miniature Designs

3555 Lawrenceville Hwy
Lawrenceville, GA 30044
770-923-8500
Mon-Sat, 10-6; Th 10-7:30, Sun, 12-5
dollhouses@miniaturedesigns.com
www.miniaturedesigns.com

North Carolina

Spencer Doll and Toy Museum

108 Fourth Street
Spencer, NC 28159
704-762-9359
spencerdollandtoymuseum@gmail.com
www.spencerdollandtoymuseum.com
Thursday-Saturday 10-4
Adults \$5, Seniors & Students \$4

CANADA

A Dollhouse Shoppe

23 Main Street
PO Box 317
Grand Bend, Ontario
Canada N0M 1T0
519-238-8312
catherine@adollhouseshoppe.ca
http://adollhouseshoppe.ca
Winter: Tuesday-Saturday 10-5
Summer: Monday-Sunday 10/5

Out of the Ordinary

641 King St. East
Cambridge, Ontario
N3H 3N7 Canada
519-650-2255 or 1-877-430-MINI
minis@outoftheordinary.on.ca
www.outoftheordinaryminiatures.com
Tues-Fri 10:00-5:00 & Sat 10:00-4:00
Evenings by appointment

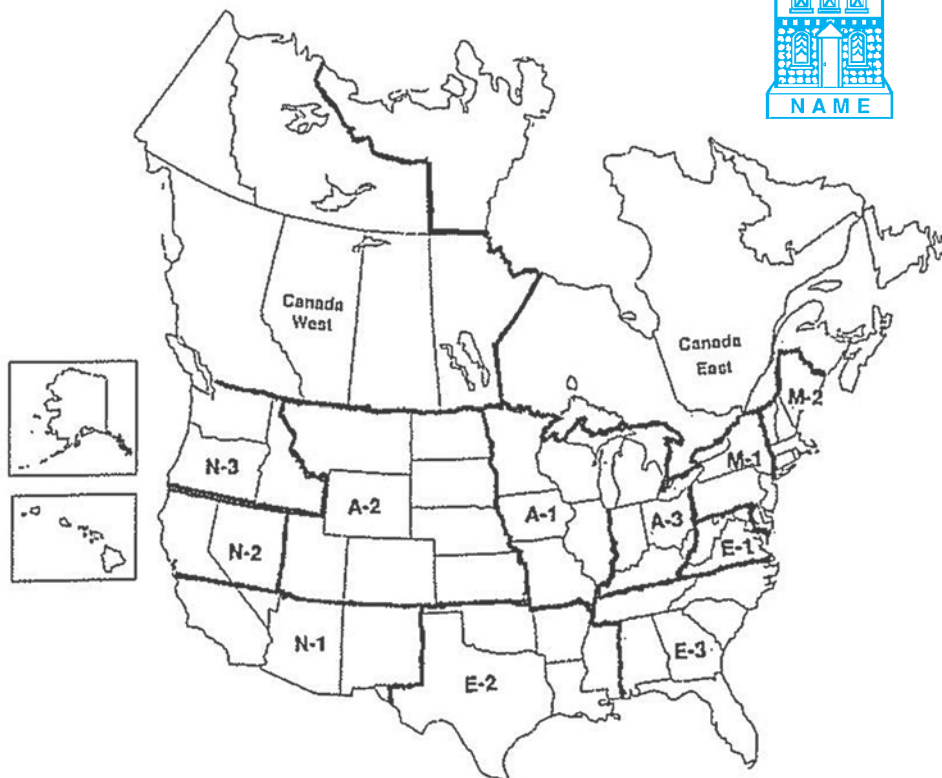
Website:

www.miniatures.org

NAME office:

1-800-571-NAME
(6263)

NAME REGIONAL MAP



NAME's Business Partners

All About Miniatures

Greg Snyder
3325 Holt Street, Whiteland, IN 46184
812-345-1664
gsnyder365@yahoo.com
www.allaboutminiatures.com
*Miniature items for all scales and budgets,
with a specialization in building materials.*

American Miniaturists & Dollhouse Miniatures

Kelly J. Rud
68132 250th Ave, Kasson, MN 55944
507-634-3143 • Fax: 507-634-7691
kelly@ashdown.co.uk
www.americanminiaturist.com
www.dhminiatures.com
*Publishers of American Miniaturist &
Dollhouse Miniatures*

Butterfly & Blue

Jennifer Whittlesey
2806 Manitoba Street
Vancouver, BC V5Y 3B2, Canada
604-708-8722 • eejw@shaw.ca
www.butterflyandblue.ca
Specialty: resin tiles and tiled items

Cascade Miniatures

Luci & Dick Hanson
5531 Riverbanks Road
Grants Pass OR 97527
541-479-2354 • hansonminis@me.com
www.CascadeMiniatures.com
*Roomboxes, display cases & Electrify.
Dealer & Manufacturer*

DBJ Miniatures

PO Box 1553, Chino, CA 91708
909-984-4354
dbjminiatures@verizon.net
www.dbjminiatures.com
*Dollhouse Furniture and Accessories
Internet Store*

Diane Cotanza Studio

Diane Costanz
47 Glide Lane, Holtsville, NY 11742-2205
631-379-574 • diane@dianecotanza.com
http://dianecotanza.etsy.com
*Specialty: 1/12th accessories, dolls, &
furniture, Internet Store*

Evan Designs

Shelly Jamison
1140 US Hwy 287 STE 400-225
Broomfield, CO 80020
888-764-2610 • 815-642-8438 fax
info@modeltrainsoftware.com
www.modeltrainssoftware.com
*LED's for minis, printable stained glass.
Manufacturer*

HanaMini.com

Hong McKinsey
505 Cypress Point Drive #130
Mountain View, CA 94043
408-766-4647 • info@hanamini.com
www.hanamini.com
*Dealer, Distributor, Manufacturer
& Internet Store*

Hobby Builders Supply/ miniatures.com

2388 Pleasantdale Road, Atlanta, GA 30340
1-800-223-7171 • 770-242-1497
hbs@miniatures.com
www.miniatures.com
*Dollhouses & Accessories
Mail Order & Internet Store*

IGMA

PO Box 629
Freedom, CA 95019-0629
1-800-711-4462 • 1-831-724-8605 fax
www.igma.org
info@igma.org
Membership organization

It's Totally Minis

Myra Roland
97 Arcadia Dr.
Port Townsend, WA 98368
360-774-3201
itstotallyminis@gmail.com
www.itstotallyminis.com
1:12 Scale Miniatures, Internet Store

Kentucky Gateway Museum Center

215 Sutton Street, Maysville, KY 41065
606-564-5865 • 606-564-4372 fax
communications@kygmc.org
www.kygmc.org
KSB Miniatures Collection Museum

Kreative Acrylics

Bruce Krietzman
6174 Olson Memorial Highway
Golden Valley, MN 55422
763-231-0385
bruce@kreativeacrylics.com
*Custom acrylic display cases,
gluing jigs and risers*

Lighting Bug LTD.

Linda Orleff
147 Meadowview Drive
Crossville, TN 38558
931-287-0195
contact@lightingbugltd.com
www.lightingbugltd.com
*Product Specialty:
Handcrafted lighting in 1" and 1/2" scales
Dealer, Manufacturer, Internet Store,
Mail Order.*

Mainly Minis, Inc.

129 Main St, Tupper Lake, NY 12986
518-304-1342 • 866-445-7745
minis@dollhouseminiatures.net
www.dollhouseminiatures.net
Full Line of Miniatures, Internet Store

Philadelphia Miniaturia

PO Box 42, Ferndale, FL 34729
267-684-6276
show@philadelphiaminiaturia.com
www.philadelphiaminiaturia.com
Orlando Miniaturia
www.orlandominiaturia.com
Show Promoter

Raggedy D's Miniatures

PO Box 357506, Gainesville, FL 32635
352-472-6315
RAGGEDYDS@aol.com
www.raggedyds.com
*Food, porcelain dolls and clothing.
Show dealer, internet store*

Real Good Toys, Inc. Dollhouse Factory Outlet

10 Quarry Street, Barre, VT 05641
1-866-524-0222 toll free or 802-477-6464
email: Jodi@realgoodtoys.com
www.realgoodtoys.com
Open: M-F 9am-4pm
*Dollhouses & accessories
Manufacturer, online store, factory outlet*

Showcase of Miniatures

Ruth Heisch, Chairman
7197 Wooded Lake Drive
San Jose, CA 95120
408-997-1004
Grouchybeartoo@aol.com
http://goodsamshowcase.miniature.net/
Show Promoter

Smallisimo.com

Gwendolyn Edwards
c/o Glassworks Dream Boutique, LLC
201 17th Street, NW, Suite 300
Atlanta, GA 30363
404.919.1319 • 484.402.9122_Fax
gwen@smallisimo.com
www.smallisimo.com
*Online Miniature Resources
Publisher*

S P Miniatures

Carol Singer
PO Box 733, Hightstown, NJ 08520
609-902-8968
SPminis@comcast.net
www.SPminiatures.com
*Artisan Representative
Dealer, Mail Order, Internet Store*

Woolytales Miniatures

Patricia Cabrera
945 Horne Road, Peachland, NC 28133
704-221-7846
Woolytalesminiatures@gmail.com
www.woolytales.com
*Handmade domestic, wild, and farm animals
Internet store*



Miniature show and sale events are listed in the calendar section free of charge as space permits (limit 10 lines). Please confirm show dates with promoter before traveling. Send information to Dorothy Hansen, Gazette Editor, PO Box 1285, Monroe WA 98272-4285. Email: MiniGazette@aol.com Display advertising available, call or write for rate sheet.

Deadlines

January/February:	October 1
March/April:	December 1
May/June:	February 1
July/August:	April 1
September/October:	June 1
November/December:	August 1

MAY 2015

May 1 & 2 • St. Louis MO

St. Louis Dollhouse and Miniature show Stratford Inn 800 South Hwy Dr, Fenton MO 63026. Friday 4-9 and Saturday 10-4. Admission \$5.00 for adults Children under 12 \$2.00. Displays by the Gateway Miniature Museum, raffles and attendance prizes. Info: T & D Miniatures, 2599 Willow Brook Park, Fenton MO 63026 tdminiatures@sbcglobal.net and miniatureshows.com

May 1 & 2 • Dallas, TX

Texas Miniature Showcase, May 1-2, 2015, Dallas, TX at the Elegante' Hotel, I-35 and Northwest Highway, 1-877-351-4477, for \$89 room rate. A, E, NS, P, W. Dani Muckleroy, Chairman 972-217-5005, or dani@texasminiatureshowcase.com, www.TexasMiniatureShowcase.com

May 3 • Liverpool, New York

The Syracuse Area Miniature Enthusiasts 40th Annual Miniature & Dollhouse Show & Sale will be on Sunday, May 3, 2015. It will be held at the Holiday Inn, 441 Electronics Parkway, NYS Thruway Exit #37, Liverpool, New York. Admission \$5.50 per person. Children under 12 free. Quality Dealers, Displays and Ample Parking. Contact: sandyfillingham@yahoo.com or 315-399-8520.

May 8 & 9 • Ann Arbor, MI

The Holiday Inn, 3600 Plymouth Rd., Ann Arbor, MI. 48105. 734-769-9800 Friday 4pm to 8pm. Saturday 10am to 3pm. Info: Linda Frye 407-744-1188, 4750 Siesta Court Lot 459, Kissimmee, FL 34746. www.3blindmiceshow.com Wheelchairs and strollers welcome. First 100 people each day get a Free Gift

May 8 & 9 • Kansas City MO

Kansas City Dollhouse and Miniature show Ramada Inn 1601 North Universal Ave Kansas City Mo 64120. 1-816-483-9900 Friday 4-9 and Saturday 10-4. Admission \$5.00 for adults Children under 12 \$2.00. Displays by the Gateway Miniature Museum, raffles and attendance prizes. We will be raffling a dollhouse to benefit Rett Awareness rettsyndrome.org. Info: T & D Miniatures, 2599 Willow Brook Park, Fenton MO 63026 tdminiatures@sbcglobal.net and miniatureshows.com

May 15 & 16 • Davenport, IA

Metro Mini Makers 31st Annual Show & Sale, Fri., May 15th (4-8 pm) and Sat., May 16th (10am-4pm) at the River Center, 136 E. 3rd Street, Davenport, IA. \$5 for adults and children 0-12 FREE! Workshops on Friday from 9-3. Contact Jo Cohrs at 309/738-9564 or cohrs33@juno.com for workshop information and call Karen at 309/797-6489 or c1234jack@msn.com. Free children's workshops Saturday from 11 - 2 pm. Exhibit room with all scales and items from containers, room boxes and dollhouses. The sales room will have dealers from 9 states.

May 22 & 23 • Cour d'Alene, ID

State Day. Project Name is Inside/Outside. There will be Hourly gifts, lots of kits, Houseparty Helpers, Gift Exchange, and more. Sponsor: Play with Itty Bits Club Judy Krueger 208-699-4187 ministuff33@aol.com

May 23 • Madrid, Spain

Madrid Dolls House Miniatures Fair. Hotel Convencion O'Donnell, 53, 28009 Madrid, Spain. Saturday, May 23, 10 am - 8:00 pm. Admission at door: Adults - 5 euros, Children under 12 - 2.50 euros. Tom Bishop, 10528 Oak Meadow Lane, Lake Worth, FL 33449 Phone: (561) 434-6622. Fax: (561) 434-6159 E-mail: BishopShow@aol.com Web address: www.BishopShow.com

May 23 • Stockton, CA

4th Annual Stockton Miniature Show. Saturday, May 23. 10:00am to 4:00pm. Stockton Scottish Rite Hall, 33 W. Fremont Street. \$6.00 at the door. \$3.00 Children 12 and under FREE. LED Lighting Seminar By Luci Hanson - RSVP to reserve your seat. Info and to register as a vendor call Leslie @209-462-4200 or miniatureswaterfront@aol.com www.miniaturesonthewaterfront.com

May 23 & 24 • Couer d Alene, ID

Our state day will be on May 23 & 24 2015 at Couer d Alene, Idaho. For more information please call Judy Krueger at 208-699-4187.

May 24 • Willoughby Hills, OH

The Greater Cleveland Miniature show, to be held on Sunday, May 24, 2015, from 10 a.m. to 4 p.m. at the Willoughby Hills Community Center at 35400 Chardon Rd., Willoughby Hills, Ohio. Admission if \$5 for adults, \$2 for children ages 4 - 12, under 4 is free. There will be raffles, door prizes, and customer appreciation gifts. Info: Rosemary Macedonio, Email: minicellar@sbcglobal.net

May 30 & 31 • Sturbridge, MA

Molly Cromwell Presents STURBRIDGE DOLLHOUSE MINIATURES FESTIVAL~ New England's Largest Show! Host Hotel on Cedar Lake, 366 Main St./Rte 20., Sturbridge, MA. Directions & Room Block Reservations: 508 347-7393. Saturday night Pre-Registered Preview ~ Sunday General Admission, Workshops May 28, 29, 30 & June 1 View on www.mollycromwell.com Sat night Preview Reservations and Info: Molly Cromwell, 44421 Adare Manor Square, Ashburn, VA 20147 mollycromwell@aol.com

JUNE 2015

June 7 • Burnaby, B.C., Canada

West Coast Dollhouse & Miniature Show & Sale, Gizeh Hall, 3550 Wayburne Dr., Burnaby, B.C. . Show hours 10:00 - 4:00. Adults \$6.00, Children \$2, Family \$14.00. Sponsored by the Miniature Club of B.C. Dealers, exhibits, raffle (proceeds to charity), free parking, food available on site. Contact Joanne Bailey 604-465-8279 or jjbailey@telus.net. Please see our website www.miniatureclubofbcandwestcoastshow.com for more info.

June 27, 2015 Branson, MO

All inclusive day of workshops, show and hotel included for one price. Great fun. Amazing miniature artist. Pre registration required. Info: Katharine Walter, PO Box 14414, Springfield, MO 65814, 417-988-4589 Website: www.BransonDollhouseShow.com

June 28 • Lakeland, FL

30th Annual Dollhouse and Miniatures Show and Sale The Hilton Garden Inn, 3839 Don Emerson Drive. Located at the Lakeland Linder Regional Airport) Sun June 28: 10:00am - 4:00pm \$6 Adults, \$1 Children 6-12, Free Parking. This is the premier summer miniatures show in Florida, with artisans, dealers, and miniature enthusiasts from all over the Southeast. Info: Carol Kira (863-646-1354) kirafl@msn.com Website: www.lakelandminiatureguild.com

JULY 2015

July 12 • Fogelsville, PA

The 38th Annual Dollhouse and Miniatures Show and Sale, sponsored by the Lehigh Valley Miniatures Club

"Small on Scale". The Holiday Inn, Exit 49A off I-78 onto Rt. 100 South. GPS info: 7736 Adrienne Drive, Breinigsville, PA. 610-391-1000 10AM-4PM \$5. Adults (4.50 with coupon), \$1.00 children under 12. Exhibits, free parking, food available. Free children's class. Show information: Jo Roseberry 570-620-0810 jolen1@verizon.net or Mary Breidinger 610-762-8370 mbreidinger4547@gmail.com Website: www.lehighvalleyminiatures.com

AUGUST 2015

August 15 & 16 • Dayton, Ohio

Hara Conference Center, Silver Arena, 1001 Shiloh Springs Rd, Dayton, Ohio. Saturday 9 am to 4 pm, Sunday 10 am to 3 pm. Info: Linda Frye 407-744-1188 4750 Siesta Court Lot 459, Kissimmee, Florida 34746 www.3blindmiceshow.com Wheelchairs and strollers are welcome. First 100 people each day get a Free Gift

SEPTEMBER 2015

September 4 & 5 • Frankenmuth, MI

Bavarian Inn Lodge, One Covered Bridge Lane, Frankenmuth, MI. Come to the River Rooms, Conference Center Entrance. Friday 2 pm to 8 pm, Saturday 9 am to 2 pm Info: Linda Frye 407-744-1188, 4750 Siesta Court Lot 459 Kissimmee, Florida 34746 www.3blindmiceshow.com Wheelchairs and strollers are welcome. First 100 people each day get a Free Gift

September 9-13 • Colorado

Greenwood Village, CO. Denver Museum of Miniatures, Dolls and Toys' 35th, Annual Miniature & Doll Show and Sale. Double Tree by Hilton Hotel, Denver Tech Center, 7801 E. Orchard Rd. Information: Dona Mandell, 303-321-1078, dona2015fallshow@gmail.com, dmmtdfallshow.com.

September 12 • Sandwich, MA

Cape Cod Miniature Society's Annual Fall Fun Day, Buttons and Bows. American Legion, 20 Main St. (Rt. 130), 8:30 AM-4PM. \$25 Registration includes: Continental Breakfast, Gift, Lunch, Door Prizes, Silent Auction and more. Workshops offered for an additional fee. Info: Kim Hoffman, 794 Mystic Dr., Marston Mills, MA 02648, Phone: (508) 648-6485, or e-mail: capecodhof@aol.com

September 18 & 19 • Indianapolis, IN

Museum of Miniature Houses 15th Annual Miniatures Show. Miniature furniture, accessories, dolls, dollhouses and supplies for sale by dealers from all over the country. Exhibits, workshops, make-it-and take-it projects and the silent auction. Friday, Sept. 18th 5:00pm-8:00pm and Saturday, Sept. 19th 9:30am-4:00pm St. Luke's United Methodist Church (100 W. 86th St., Indianapolis, IN). \$7.00 for adults - \$6.00 for Museum members - \$4.00 for ages 6 to 12. Contact: 317-575-9466, info@museumofminiatures.org or www.museumofminiatures.org

September 18 & 19 • Atlanta, GA

Atlanta Miniature Society 36th Annual Miniature Show & Sale. NEW LOCATION: Wyndham Galleria Atlanta, 6345 Powers Ferry Road. Fri., September 18th - 6:15 p.m. • Preview, Friday, September 18th - 7:00-9:30 p.m. Exhibits & Salesroom. Adult Preview Admission \$12 Child Preview Admission \$5. Sat. 10a.m.-4:30 p.m. Exhibits & Salesroom. Adults \$6 • Child \$2. Website: atlantaminis.org. Info: Margaret Jones at Margaret. jones@atlantaminis.org. Dealers contact Linda Backelant at linda.backelant@atlantaminis.org.

September 19 • Atlanta, GA

22nd Annual Nebraska State Day. "Screened In Porch" Registration: \$70.00 (includes morning coffee, lunch, project, tote bag, souvenir gift and more). 8:30 a.m. till 4:00 p.m. Dealers welcome must sign up for project 8 finished projects on display. Contact Edna Bonney embonney@huntel.net or Lois Andres jlalea1@cox.net

—Continued on next page

September 19 • Alki Beach, WA

Alki Beach Miniatures will be hosting the 2nd annual Mini mini show at the Alki Bathhouse, on Alki Beach Saturday, September 19th from 10 to 5. Contact Sandi Bender of Alki Miniatures at 425-821-1579 if you would like to have a table for this show.
www.alkibeachminiatures.com

September 27 • Hamburg, N.Y.

Sunday September 27, 2015 sponsored by Western New York Miniature Enthusiasts, Grange Building, Erie County Fairgrounds, 5820 S Park Ave, Hamburg, N.Y. (suburb of Buffalo N.Y.) 10 a.m. to 4:00 p.m. Adults \$5.50 Children under 12 \$2. New Larger Brighter Location. Door Prize. Strollers allowed. Portion of proceeds to benefit FOOD BANK OF WNY. Info: Nancy 716 -773 3147 email nlach@roadrunner.com

OCTOBER 2015

International

Dollhouse & Miniatures
Month



October 10 • Mooresville, NC

The Charlotte Area Dollhouse Clubs of North Carolina 2nd Annual North Carolina Dolls, Dollhouse Miniatures Show, Exhibit and Sale. 9AM to 3PM. Admission is \$1. Door prizes. free classes for children. Hilton Garden Inn, 159 Gateway Blvd., just off Rt. 77 at Exit 33 on RT. 21 N Dealer tables are \$15 and space is limited so call early for a reservation. Info: Maria Cannizzaro, (704) 230-0569 Donations will be made to NAME and the Mooresville Lions Club. Bring used glasses or frames if you have them. Show your NAME card at the door for a free gift.

October 10

Rocky River, Ohio (Cleveland)

Cleveland Miniaturia Society presents our 44th annual Show and Sale, "Alice in Wonderland ~ In Miniature." Don Umerley Civic Center, 21016 Hilliard Blvd. from 10 a.m. - 4 p.m. Admission: Adults \$5, Children \$2, age 5 & under Free. Proceeds benefit WAGS FOR WARRIORS. Information: Gloria Ebratt (440) 522-1308 or email CMSSHOW@yahoo.com

October 10 & 11 • San Jose, CA

40th Annual Good Sam Show. Admission: Adults \$7, Seniors (62+) \$5, ages 5 through 12 \$3, under 5 free. No strollers or rolling backpacks. Special Hotel Rate under "Showcase of Miniatures" Single/Double \$89 408-453-4000. Workshops Friday, October 9th, GSAM Academy classes Monday, October 12th taught by Alan Hamer and Fern Vasi. Further info: <http://goodsamshowcase.miniatures.net>.

October 17 • Tampa/Largo, FL

Honeywell Minn Reg Building, 6340 126th Ave, North Largo, FL. Saturday 10 am to 4 pm. Info: Linda Frye 407-744-1188, 4750 Siesta Court Lot 459, Kissimmee, FL 34746 Wheelchairs and strollers are welcome. First 100 people get a Free Gift

October 24 • Louisville, KY

Louisville Miniature Club Dollhouse and Miniature show will be held on Saturday, October 24th, 10-4. Beargrass Christian Church, 4100 Shelbyville Rd, Louisville. Info: Nancy Johnson, 502-714-8559, Johnson.nancye@gmail.com

October 28 • Cruise

10 day, 29th annual MINICRUISE sailing roundtrip on Princess Cruises from Fort Lauderdale to the Panama Canal and Western Caribbean. Special workshop guests: Ray Whitledge/Scott Burgess, and Judith Orr. Cabin prices starting at \$1379 per person. Info: cruiseworks@aol.com, (800) 876-6664, or (323) 467-6313.

NOVEMBER 2015

October 9 & 10 • St. Louis MO

St. Louis Dollhouse and Miniature show Stratford Inn 800 South Hwy Dr, Fenton MO 63026. Friday 4-9 and Saturday 10-4. Admission \$5.00 for adults Children

under 12 \$2.00. Displays by the Gateway Miniature Museum, raffles and attendance prizes. Info: T & D Miniatures, 2599 Willow Brook Park, Fenton MO 63026 tdminiatures@sbcglobal.net and miniatureshows.com

THE CLASSIFIEDS

BOOKS FOR SALE

Do you have books you would like to sell? Advertise in the *Miniature Gazette*.

CLASSES

Do you have a class to offer? Advertise in the *Classifieds!*

ON-LINE SHOPS

Advertise your On-line shop in the *Miniature Gazette*.

MUSEUMS

NATIONAL ASSOCIATION OF MINIATURE ENTHUSIASTS MUSEUM 130 N. Rangeline Road, Carmel, IN. Monday-Friday 9 am-4 pm. (317) 571-8094

CLASSIFIED ADVERTISING RATES

65¢ per word

Abbreviations, initials, name and addresses, are chargeable words.

Add your photo or art work for \$25.

Send to

Dorothy Hansen, Gazette Editor
 PO Box 1285, Monroe WA 98272-4285

NAME PROMOTERS

Thanks to the following shows and promoters for providing NAME a complimentary table.

October 2014

Linda Frye
 Three Blind Mice Shows
 Largo, Florida

Louisville Miniature Club
 Louisville, Kentucky

Westmorland Hospital Auxiliary
 36th Annual

Dollhouse and Miniature Show
 Greensburg, Pennsylvania

Showcase of Miniatures
 Plane Tree Health Library
 San Jose, California

February 2015

San Diego Miniature Crafters
 Al Bahr Shrine Center
 San Diego, California

Denver Museum of Miniatures,
 Dolls and Toys
 Denver, Colorado

25th Anniversary
 Central Coast Miniature Show & Sale
 Mike & Cherrel Botkin
 Miniature Cottage
 Morro Bay, California

Sandy Gruber & Nancy Branch
 Miniatures West
 Culver City, California

March 2015

Pat Bennett
 Seattle Miniature Show
 Seattle, Washington

May 2015

Texas Miniature Showcase
 Dani Muckleroy, Dallas, Texas

REGIONAL & STATE / AREA REPRESENTATIVES

Effective 2/27/15

REGION N-1

• **Regional Coordinator** •
Ginger Anderson
44719 N. 18th St.
New River AZ 85087
623-465-7994
ginnymini@aol.com

Newsletter Editor

Robert Ravenwood
6510 N. 12th Place
Phoenix AZ 85014
602-725-8652
rravenwood55@aol.com

Arizona

Sally Lonn
19720 N. Wessex Dr.
Surprise, AZ 85387
623-466-8708
425-785-0625 (Cell)
sallylonn@gmail.com

California

**Riverside, Orange,
San Bernardino & Los Angeles**
Nancy Robertson
10559 Pendleton Street
Riverside, CA 92505-1737
951-785-1936
nanrob9@yahoo.com

Santa Barbara, Ventura & Los Angeles Counties

Grace Mlynowski
12831 Friar Street
Valley Glen CA 91606-3021
818-985-4884
mlynowskigrace@yahoo.com

San Diego & Imperial County

Lori Lehman
5186 Abuela Dr
San Diego CA 92124-2021
858-277-4692
Bigalandlori@aol.com

San Luis Obispo/Kern County

Betty Hodges
3210 Main St.
Morro Bay, CA 93442
805-771-8501
beachbetty@aol.com

Nevada

Lorilee Stackhouse
1305 Smith Street
Las Vegas NV 89108
702-239-0437
lorrilee@cox.net

New Mexico

Susan Sheridan
725 Campfire Rd SE
Rio Rancho, NM 87124-2308
505-994-2505
ssheridan@q.com

Welcome Committee

Helen A. Sparks
45974 W Dirk St
Maricopa AZ 85139
480-277-0951 cell
minihelen2002@yahoo.com

Webmistress

Janet Smith
5136 Lost Padre Mine Road
Las Cruces NM
575-532-5432
desertminis@gmail.com

REGION N-2

• **Regional Coordinators** •
Barbara Thornton-Hill
13703 No. Bloomfield Road
Nevada City CA 95959
530-265-5704
bathca@gmail.com

California East Bay, Tri Valley

Bobbie Schmidt
2835 Encina Camino
Walnut Creek CA 94598
925-943-1741
Artbum@aol.com

Will Thomas
2186 Newton Drive
Brentwood CA 94513
925-634-7584
placel@comcast.net

Marin, Napa Valley

Contact your Regional Coordinator

San Francisco, N. Peninsula

Contact your Regional Coordinator

Fresno

Barbara Fairbanks
4698 N. Zediker
Sanger, CA 93657-9124
559-907-6051
minimagel@gmail.com

North Coastal

Laurie Parker
PO Box 924
Trinidad, CA 95570
parkrsclas@aol.com

North Nevada, Tahoe

Mary Ann VanBuskirk
2639 Lake Tahoe Blvd.
S. Lake Tahoe, CA 96150
530-541-0891
mavb2003@yahoo.com

Sacramento, Central Valley

Leslie Flint
3577 Delano Ave
Stockton CA 95204
209-406-1206
stocktonmarina@aol.com

South Bay Peninsula

Lynne Conly Hoffman
lynneandkatie@yahoo.com
Barbara Adams
gingerbreadbarb@yahoo.com

North Central California Chico/Redding area

Margaret Gordus
2364 Joseph Ct
Paradise, CA 95969
530-872-8787
mh6gordus@gmail.com

Hawaii

Naomi Losch
972 Kainui Dr., Kailua, HI 96734
808-261-9038
nlosch@hawaii.rr.com

Website/Gazette Reporter

Cary Yerves
1950 Greeneich Ave
Santa Rosa, CA 95401-4483
707-484-8986
mrminimeister@gmail.com

Events Coordinator

Leslie Swager
PO Box 1090
West Point CA 95255-1090
209-293-4299
leslie@waveville.net

Newsletter Editor

Laura Johnson
3408 Beresford Ave
Belmont, CA 94002
650-591-1596
dollsinnmin@sbcglobal.net

Welcome Chair

Renate Winter
6660 Markley Way
Carmichael CA 95608
916-878-7598
Renate1942@yahoo.com

REGION N-3

• Regional Coordinator •

Sue Herber
1615 109th Ave NE
Bellevue WA 98004-2955
425-454-2399
sue@thing.com

Alaska

Contact your Regional Coordinator

Idaho

Judy Krueger
PO Box 2473
Cour d' Alene, ID 83814
208-699-4187
ministuff33@aol.com

Oregon

Joane Forsstrom
12185 NW Big Fir Ct.
Portland, OR 97229-3909
503-644-7997
jsforsstrom@gmail.com

Western Washington

Lisa Gabbert
18722 - 51st Ave SE
Bothell WA 98012-7429
425-488-7691
lisag526@frontier.com

Eastern Washington

Rosemary Shipman
1221 Madison Street
Wenatchee, WA 98801
509-662-7966
minirose@nwl.net

Newsletter Editor

Charlotte Atcher
9511 221st Place SE
Woodinville WA 98077
425-481-6736
spinweaver@peoplepc.com

REGION A-1

• Regional Coordinator •

Lynn Jensen
5345 So. Butterfield Way
Greenfield, WI 53221
414-763-4195
L2B2LYL@aol.com

Newsletter Editor

Contact your Regional Coordinator

Iowa

George Held
6843 Kent Dr NE
Cedar Rapids IA 52402
319-551-7411
gheld2@mchsi.com

Illinois

Veronica Foreman
8215 S Chappel Ave
Chicago, IL 60617-1810
773-221-4807
vflore10414@aol.com

Minnesota

Jane Sanem
4131 Wentworth Ave S
Minneapolis MN 55409-1523
612-822-3738
janeannsanem@gmail.com

Missouri

Marilyn Walls
901 Woodway Circle
Fenton, MO 63026
636-343-4947
mwalls@pmesti.com

Wisconsin

Nancy Flanagan
616 Thomas Street
Janesville, WI 53545
608-752-0827
nlfan@charter.net

Welcome Chair

Meredith Hink
3111 South Meadow Lark Lane
Holmont WI 54636
608-799-5345
zondagmd@hotmail.com

Website

Lee Frank
2845 Joppa Avenue South
Minneapolis, MN 55416-4103
952-927-8514
leef@minisr.fun.com

REGION A-2

• Regional Coordinator •

Leanne Kirsch
1007 Broadway St.
Lisbon, ND 58054
701-683-5205
lkirsch@drtel.net

Colorado

Jenny Fortin
6588 South Cook Way
Centennial, CO 80121
303-221-4990
CIM410@aol.com

Sylvia Hansen
12 Scott Drive North
Broomfield, CO 80020-1138
303-404-0054
syhansen@q.com

Kansas

Betty Turmon
9708 Wedd Dr
Overland Park, KS 66212-5250
913-888-7955
bturmon@mindspring.com

Montana

Ruth Stewart
24121 Buck Bridge Rd
Port Benton MT 59442
406-734-5379
ruthstewartdollhousecreations.com

Nebraska

Edna Bonney
1488 State Highway 133
Omaha, NE 68142
402-426-4624
embonney@huntel.net

North Dakota

Leanne Kirsch
1007 Broadway St.
Lisbon, ND 58054
701-683-5205
lkirsch@drtel.net

South Dakota

Jane Faulstich
25370 S Lightning Circle Cr
Custer SD 57730
605-673-4598
seaglith@gwtc.net

Utah

Contact your Regional Coordinator

Wyoming

Contact your Regional Coordinator

REGION A-3

• Regional Coordinator •

Nancy Johnson
410 - 24 Mockingbird Valley Rd
Louisville KY 40207
502-714-8559
johnson.nancy@gmail.com

Newsletter Editor

Contact your Regional Coordinator

Indiana

Cindy McDaniel
795 w Sibert St
Pendleton IN 46064
765-792-3074
cindymcdaniel@hotmail.com

Kentucky

Babette Overman
119 Long Branch Drive
Lancaster KY 40444
859-792-8237
bsoverman@gmail.com

Michigan

Vicki Dukes
592 E Grand Ledge Hwy
Grand Ledge MI 48837
517-281-7760
historybuff62@gmail.net

Ohio

Mary Martin
8956 N Honnytown Rd
Smithville OH 44677
Cell Phone 330-201-4269
mary1lm@aol.com

Ohio Welcome Chair

Kris Dunlap
dulap.151@osu.edu

Western - West Virginia

Contact your Regional Coordinator

Webmistress

Contact your Regional Coordinator

Welcome Chair

Carol Hudson
3782 West Shore Drive
Bremen, IN 46506-9367
574-546-2046
jpcdhudson@embarqmail.com

REGION M-1

• Regional Coordinators •

Michelle Faleshock
160 S. Church St.
Hazleton, PA 18201
570-592-3660
michelle@michellesminiatures.com

Marilyn Littleford
623 S. Prospect St.
Nanticoke, PA 18634
570-735-4049
lii4d@verizon.net

Delaware

Marilyn (Marni) King
407 W 19th
Wilmington DE 19802
302-654-8278
Mking4071@comcast.net

New Jersey - South

Patricia Brown
327 Cheryl Dr.
Toms River, NJ 08753-2435
732-255-3857
plbrown2002@comcast.net

— Continued on next page

New Jersey - North
Judith Lloyd
985 Valley Street
Vauxhall, NJ 07088-1030
908-964-5188
judy9859@aol.com

New York Downstate
Marion Murray
1201 Harding Park
Bronx, NY 10473-2346
718-542-8023

Rachelle Fae Spiegel
PO Box 600
Plainview NY 11803-0019
718-566-1856
byrachelle@mindspring.com

New York Western
Kay Kalick
405 Kenwood Dr.
Lewiston, NY 14092-1028
716-754-4595
mousekins@earthlink.net

New York Upstate
Debbie Colombo
214 White Rock Rd.
Holmes, NY 12531
845-855-1766
irvfink@gmail.com

Pennsylvania - Eastern
Jolen G Roseberry
129 Jonas Creek Road
Kunkletown, PA 18058-7893
570-620-0810
Jolen1@verizon.net

Pennsylvania - Western
Linda Bishoff
3100 McClure Lane
White Oak PA 15131
412-896-1872
LLBishoff@comcast.net

Webmistress
Sue Seiffert
10584 County Route 125
Chaumont, NY 13622
315-649-2168
chochisu@ix.netcom.com

Welcome Chair
Ginger Landon-Siegel
360 East 72nd Street #B1010
New York, NY 10021-4762
212-988-1399
ging360@aol.com

Newsletter Editor
Callie Brunelli
35 Bouchouxville Road
Hancock, NY 13783
570-224-6399
weefolkandfantasy@gmail.com

REGION M-2

Regional Coordinator
Terry Ulunnold
52 Lanark Rd.
Stamford CT 06902
203-359-8641
tlunnold@aol.com

Newsletter Editor
Marty Anderson
11 Wild Oak Rise
Framingham, MA 01701
508-788-6949
miawildoak@verizon.net

Connecticut
Terry Ulunnold
52 Lanark Rd.
Stamford CT 06902
203-359-8641
tlunnold@aol.com

Maine
Paula Francis
1088 Littlefield Road
Wells ME 04090
jfrancis@maine.rr.com

Massachusetts - Eastern
Kirsten Berg-Sonne
8 Middlemost Way
Stow, MA 01775
978-897-1750
kirsten@ankersoft.com

Massachusetts - Western
Jeanne Sojka
9 Sherman Dr.
S. Deerfield, MA 01373
413-665-9979
jms-66@comcast.net

New Hampshire
Barbara A. Teer
64 Reserve Way
Milford, NH 03055-3579
603-673-7261
btminis@hotmail.com

Rhode Island
Marilyn Ferkinhoff
230 Gossets Turn Dr.
Middletown, RI 02842
401-848-9699
mfmini@cox.net

Vermont
Terry Ulunnold
52 Lanark Rd.
Stamford CT 06902
203-359-8641
tlunnold@aol.com

Events Planner
Contact your Regional Coordinator

Welcome Committee
Peggy Seifer
13 Neillian Street
Bedford MA 01730
781-402-3667
pegkelly@us.ibm.com

REGION E-1

Regional Coordinator
Mary Myers
4391 Adam Court
Mt. Airy MD 21771-4801
301-865-1023
marymomo@comcast.net

Newsletter Editor
Anita Myers
1416 Gilbert Road
Arnold, MD 21012
410-974-4937
inchbyinch@nameregion1.org

Maryland
Nancy Chalmers
302 East Joppa Road #1903
Towson MD 21286-4113
410-494-8338
nancychalmers@hotmail.com

Virginia - Southern
Ina Waples
521 Latham Dr.
Newport News, VA 23601
575-596-3593
gslcrmmom@verizon.net

Darlene Wilson
702 Mandy Trail
Newport News VA 23601
757-596-6976
bearzworkshop@earthlink.net

Virginia - Northern
Contact your Regional Coordinator

Web Mistress
Carol Ann Frost
1301 McPherson Ct
Lutherville, MD 21093-5508
410-321-1392
carol.ann.frost@verizon.net

Virginia Welcome Chair
Carol House
15575 Tyler Station Rd
Beaverdam VA 23015
804-449-1425
petticoat-lane@juno.com

Membership Chair
Contact your Regional Coordinator

Program Chair
Nancy Chalmers
302 East Joppa Road #1903
Towson, MD 21286-4113
410-494-8338
nancychalmers@hotmail.com

REGION E-2

Regional Coordinator
Terri Young
2401 Still Brook Drive
Corpus Christi, TX 78414
361-946-0900
terriyoung@grandecom.net

Arkansas
Shirley Blankenship
904 West Wind Point
Horseshoe Bend AR 72512
870-670-4264
blakenshipwww@centrylink.net

Louisiana
Laura Tusa
9835 Wheaton Cr East
New Orleans, LA 70127
504-975-9952
l_tusa@hotmail.com

Mississippi
Lori Jackman
2206 Scenic Drive
Brandon MS 39047
601-919-0291
lorijackman990@msn.com

Oklahoma - North
Sonia (Sonny) Thompson
1220 S. 135th East Ave.
Tulsa, OK 74108
918-231-9001
sonny.80@hotmail.com

Oklahoma - South
Sandy Davis
PO Box 336
Wayne OK 73095
405-499-3550
spdavis1@gmail.com

Texas
Dallas/Fort Worth Area
Karen Carter
5409 Oak Brook Rd.
Arlington, TX 79016-4548
817-478-6467
Kcarter456@yahoo.com

West Texas
Contact your Regional Coordinator

South Texas
Terri Young
2401 Still Brook Drive
Corpus Christi TX 78414
361-946-0900
terriyoung@grandecom.net

Webmaster
Lee Frank
2845 Joppa Avenue South
Minneapolis MN 55416-4103
952-927-8514
leef@minisrftun.com

REGION E-3

Regional Coordinator
Marie Bird
5 Baying Hound Way
Blythehood, SC 29016
803-754-8508
ambird3@sc.rr.com

Alabama
Roxann Dyess
3459 Summerlyn Ct S
Mobile AL 36695
251-634-0154
littlerox@aol.com

At Large

Jane Payne
706-863-8192
paynejb@hotmail.com

Florida Central
Contact your Regional Coordinator

Florida North Panhandle
Carolyn McVicker
PO Box 117
Tiger GA 30576-0117
706-782-2344
carolynmcvicker@wind-stream.net

Florida North
Contact your Regional Coordinator

Florida South
Contact your Regional Coordinator

Georgia
JP Sligh
2532 Hawthorne Dr NE
Atlanta GA 30345
770-492-9532
jpsligh@gmail.com

North Carolina
Lissa Loosmore
3 Hoopers Forest Drive
Fletcher, NM 28732-7588
828-676-6627
eloosmore@att.net

South Carolina
Sharon Johnson
PO Box 184
State Park, SC 29147
803-260-6514
sc_container@yahoo.com

Tennessee
Judy Lewis
297 Fordtown Road
Kingsport, TN 37663
423-239-2757
minijudy06@yahoo.com

Newsletter/Gazette Reporter
Rachel Bonney
1898 Coddle Creek Hwy
Mooresville, NC 28115
704-663-4692
rabonney@winstream.net

Publicity Chair
Cat Wingler
4728 Coastal DR SE
Southport, NC 28461
910-454-4248
catwingler@ec.rr.com

Regional Awards Chair
Becky Lipscomb
1910 Belle Vista Dr.
Chattanooga, TN 37421
423-899-2444
LipscombRealMag1945@gmail.com

Webmistress
Contact your Regional Coordinator

Welcome Chair
Terri Correll
790 Lake Wright Rd
China Grove NC 28023-5745
704-798-3343
momsminiatures@hotmail.com

CANADA - EAST

Regional Coordinator
Barbara Kenyeres
7 Joseph St
Port Carling Ontario
POB 1JO
705-765-0867
travelbarb@hotmail.com

Ontario
Barbara Kenyeres
7 Joseph St
Port Carling
Ontario, POB 1JO
705-765-0867
travelbarb@hotmail.com

CANADA - WEST

Regional Coordinator
Bob Francis
131 Lavender Way
Chestermere, AB
Canada T1X 0B2
403-235-3045
bfminis@shaw.ca

Alberta
Karen Jones
13213 95th St.
Edmonton AB, T5E 3Y2
Canada
minilady@shaw.ca

Saskatchewan
Linda Maddaford
722 5th Street E
Saskatoon SK CAN S7H 1G7
306-370-5642
maddaford@live.ca

INTERNATIONAL

Regional Coordinator
Shirley Dufton
110 Penistone Road
Waterloo, Huddersfield
West Yorkshire HD5 8RN
United Kingdom
michaeldufton@surf.free.co.uk

Australia and New Zealand
Adelaide Cann
adelaide@adelaidesminiatures.com

LIAISON

SEND CHANGES TO:

Amy Rauch
1043 Waltons Pass
Evans GA 30809
706-228-7239
rcliaison@miniatures.org

MORE INFO

NAME office:
1-800-571-6263

Website:
www.miniatures.org

email:
members@miniatures.org



REGIONAL MAP
ON PAGE 41



NAME MERCHANDISE ORDER FORM



ITEM AND DESCRIPTION	PRICE EACH	QUANTITY	COST
2005 NATIONAL CONVENTION - PITTSBURGH, PENNSYLVANIA:			
PICTURE OF PITTSBURGH INCLINE BY THREE RIVERS CLUB	\$12.00		
2007 REGIONAL HOUSEPARTY - COLUMBUS SOUVENIRS:			
DARK STAINED TABLE BY BOB & HIS GALS	\$8.00		
2007 NATIONAL CONVENTION - ORLANDO, FLORIDA SOUVENIRS:			
1" SCALE RED DRESS BY HELEN SANDOW \$40.00	\$20.00		
2007 REGIONAL HOUSEPARTY - RESTON, VIRGINIA SOUVENIRS:			
1" SCALE WHITE STAR SHAPED TABLE WITH PAINTED FLORAL DESIGN BY BESPAG \$28.00	\$18.00		
2008 NATIONAL CONVENTION - NASHUA, NEW HAMPSHIRE SOUVENIRS:			
FLOWER ARRANGEMENT BY KIMBERLY HAMMER	\$26.00		
RUSTIC TABLE BY AL CHANDRONNAIT	\$9.00		
2011 NATIONAL CONVENTION - CLEVELAND, OHIO SOUVENIRS:			
SHELF TO HANG DRESS BY 2011 COMMITTEE	\$5.00		
MUSIC SHEET RACK BY 2011 COMMITTEE	\$5.00		
GUITAR WITH PICK (HAS PIN BACKING TO MAKE INTO A PIN) BY LASER CREATIONS	\$20.00		
"KING AND I" GOWN ON HANGER BY JOANNE ROBERTS	\$40.00		
BLUE SUEDE SHOES WITH SHOE BOX BY SYLVIA ROUNTREE	\$28.00		
MUSIC STAND BY TOM WALDEN	\$40.00		
2013 NATIONAL CONVENTION - TUCSON, ARIZONA SOUVENIRS:			
1" SCALE LIMITED EDITION ART DECO DESIGN WITH BAKELITE DISK ASSORTED COLORS BY JOE ADDOTTA	\$45.00		
1" SCALE LIMITED EDITION OIL PAINTING "QUIET TIME WITH THE LITTLE ONES" BY GILBERT MENA	\$30.00		
1" SCALE SET BOWL IN CLEAR GLASS AND VASE IN CRANBERRY GLASS BY PHILIP GRENYER	\$30.00		
1" SCALE "AT NIGHT IN THE MUSEUM" TRAY COMMITTEE GIFT	\$5.00		
2014 NATIONAL CONVENTION - ST. LOUIS MISSOURI SOUVENIRS:			
1" SCALE 'BECKY' DOLL BY PAT BOLDT	\$60.00		
1" TITLE SET OF 6 MARK TWAIN BOOKS (NON-OPENING) BY GRACE GRIFFIN	\$15.00		
1" ST. LOUIS SCRAP BOOK BY CAROL KUBRICAN	\$18.00		
1" PEWTER RIVER BOAT BY BARBARA ANN MEYER	\$10.00		
RED RUBY REMEMBRANCE			
RED RUBY REMEMBRANCE PIN	\$25.00		
40TH ANNIVERSARY BOOK	\$25.00		
RED RUBY REMEMBRANCE PIN AND 40TH ANNIVERSARY BOOK	\$50.00		

TOTAL FROM SIDE ONE
(PLEASE CARRY TO SIDE TWO)

NAME MERCHANDISE ORDER FORM

ITEM AND DESCRIPTION	PRICE EACH	QUANTITY	COST
NAME LOGO MERCHANDISE			
NAME Tote Bag 14" x 17" x 5" <input type="checkbox"/> Solid black <input type="checkbox"/> Black & Red <input type="checkbox"/> Black & Blue <input type="checkbox"/> Purple & Black	\$18.00		
Lanyards - blue only	\$3.50		
Flip Pen: <input type="checkbox"/> Green <input type="checkbox"/> Pink <input type="checkbox"/> Red <input type="checkbox"/> Blue <input type="checkbox"/> Black	\$3.50		
Travel Mug 16oz. Low rider blue, non-skid bottom	\$8.50		
Mug Boss	\$10.00		
NAME LOGO APRON 3 POCKET WITH AN ADJUSTABLE NECK: <input type="checkbox"/> Black/pink logo <input type="checkbox"/> Red/white logo <input type="checkbox"/> Royal/white logo <input type="checkbox"/> Purple white logo <input type="checkbox"/> Pink/white logo	\$15.50		
NAME LOGO NOTE CARDS	\$6.50		
Soft and comfortable ultra cotton LogoT-Shirts - <u>check with the NAME office on availability</u> <input type="checkbox"/> National Association Of Miniature Enthusiasts with Logo House <input type="checkbox"/> Cherry <input type="checkbox"/> Daisy <input type="checkbox"/> Lt. Pink <input type="checkbox"/> Royal <input type="checkbox"/> A Quarter to One Time for All Scales! <input type="checkbox"/> Antique Cherry Red <input type="checkbox"/> Carolina Blue <input type="checkbox"/> Daisy <input type="checkbox"/> Orchid <input type="checkbox"/> Miniaturists work as little as they can <input type="checkbox"/> Cardinal <input type="checkbox"/> Bright Pink <input type="checkbox"/> Iris <input type="checkbox"/> Sapphire <input type="checkbox"/> Member of NAME XXS Miniaturists <input type="checkbox"/> Grey <input type="checkbox"/> Cherry <input type="checkbox"/> Daisy <input type="checkbox"/> Lt. Pink <input type="checkbox"/> Royal <input type="checkbox"/> Ask Me About My NAME! <input type="checkbox"/> Carolyn Blue <input type="checkbox"/> Cherry <input type="checkbox"/> Lt. Pink <input type="checkbox"/> Orchid <input type="checkbox"/> Small \$15 <input type="checkbox"/> Medium \$15 <input type="checkbox"/> Large \$15 <input type="checkbox"/> XL \$15 <input type="checkbox"/> 2XL \$17 <input type="checkbox"/> 3XL \$17			
NAME <input type="checkbox"/> HOUSE PIN Red, Blue and Green Cloisonné Pin <input type="checkbox"/> GOLD LOGO PIN	\$5.00		
REGIONAL PIN Colorful Enamel Pin Depicting the States in Your Region Region: _____	\$5.00		
CLUB PRESIDENT PIN	\$5.00		
ONLINE REGION PIN	\$5.00		
NAME YEAR PIN AVAILABLE FROM THE NAME OFFICE UPON REQUEST			
GENERAL MERCHANDISE: Brickyard CD	\$25.00		
A REFERENCE GUIDE TO MINIATURE MAKERS MARKS \$45.00	\$20.00		
BIG AND LITTLE RECIPES COOKBOOK	\$10.00		

☐ PLEASE CHECK IF YOU DO NOT WANT ITEMS BACKORDERED

SEND ORDER FORM & REMITTANCE TO:
NAME, PO Box 69, CARMEL, INDIANA 46082
MAKE CHECKS PAYABLE TO NAME

NAME _____

STREET _____

CITY _____ STATE _____ ZIP _____

PHONE () _____ SIGNATURE _____

VISA/MASTERCARD NUMBER

--	--	--	--	--	--	--	--	--	--	--	--	--	--	--	--	--	--	--	--

EXPIRATION DATE _____



TOTAL FROM SIDE TWO

TOTAL CARRIED FROM SIDE ONE

ADD \$2 HANDLING CHARGE
FOR ORDERS UNDER \$15

POSTAGE PAID TO CONTINENTAL US
CANADA \$7, INTERNATIONAL \$15

TOTAL REMITTED



National
Association of
Miniature
Enthusiasts
PO Box 69
Carmel, IN 46082

Non-Profit Org.
U.S. Postage
PAID
Permit No. 456
Carmel, Indiana

• Inside This Issue •



It's All in the Details
By Alicia Simon




**NAME Day
2015
Window
Shopping**



Dollar Store Treasures

Resin Dolls
By Norma Kesling



**NAME
Pillow Cover**
by Annelle Ferguson