

The Official Publication of the National Association of Miniature Enthusiasts

Miniature *Gazette*

Vol. 45, No. 4 • March/April 2017
miniatures.org



Only through sharing can we really enjoy our treasures

*Celebrating our
45th year!*

Clowns, Clowns, Clowns

By by Romaine Eyler

Why do we have clowns? The Clowns of America, International states that clowns are the medium for sharing, educating, and bringing joy and fun to children of all ages. Clowns entertain at children's parties and other places where people gather during times

of joy. They also visit hospitals and nursing homes, and many clowns do educational programs in schools


on topics like safety, anti-bullying, science and reading.

Although the word clown was not used in ancient times, characters that make others laugh by playing the fool have been part of world cultures since ancient China (1046 – 256 BC).

— Continued on page 10



The Ringmaster is from a set of six circus performers. They were bought at an auction, probably 40-50 years old. These pieces are not to scale.



This is one piece and again Emmett Kelly, bought at a thrift store.



He is made of fimo and was purchased at Circus Model Builders convention in 2015.



The Fireater is made by Lemax.



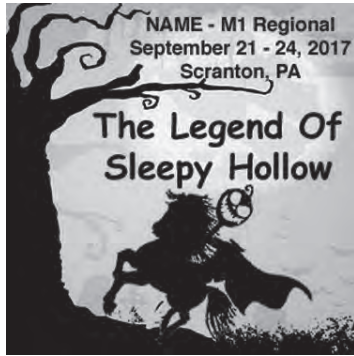
That clown is Emmett Kelly, I added the dog with the balloon for effect.



This is another clown, Emmett Kelly. His little car broke down so he is hitching a ride.

• REGISTRATION FORM •

One person registering per form • This form may be duplicated • Registration is NOT transferable



SCRANTON, PENNSYLVANIA M1 REGIONAL • SMALL SCALE HOUSEPARTY *The Legend of Sleepy Hollow* September 21-24, 2017

Registration Opens - April 14, 2017*
Cancellation Deadline - August 15, 2017
Registration Fee \$235



<i>For Office Use Only</i>	
Region	_____
Member Year	_____
Registration #	_____

***You may mail your registration form between March 14th - April 14th, 2017 for it to be considered first day postmarked (NO EARLIER).**

Name _____
Street _____
City _____ State _____ Zip _____
Telephone () _____ Cell _____
E-mail _____
Name as you would like it on your badge _____

The entire packet will be available to view and download from the NAME website: www.miniatures.org

- Will you still need a paper packet mailed to you? ☐ Yes ☐ No
- Have you ever attended a NAME Convention OR Houseparty? ☐ Yes ☐ No
- Do you require vegetarian or modified meals? ☐ Yes ☐ No
If yes, please specify here: ☐ Vegetarian ☐ Other: _____
Please include only medically necessary restrictions or modifications.
- Do you have mobility issues (for meal & workshop purposes)? ☐ Yes ☐ No
If yes, ☐ Need wheelchair access ☐ Need scooter access ☐ Use a walker
- If under the age of 18, please list your age and accompanying adult: _____

If there are more registrations received with first day postmarks than there is room for, applicants from within the region hosting the Houseparty are given selection preference, then the length of continuous membership is used to make the remaining selections. Specific information on workshops, roundtables and special events will accompany registration confirmation.

Check the NAME website: www.miniatures.org for further updates!

If you wish to charge your registration you must complete the following:



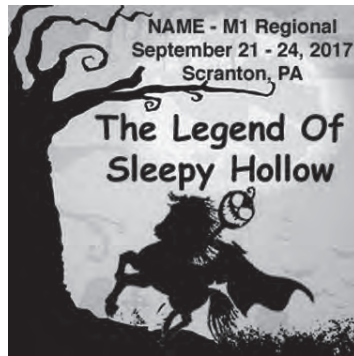
Name on Card _____

Account Number _____ Expiration _____

Signature _____

Please make checks payable to: **NAME 2017 Scranton, Houseparty** and send to:
NAME 2017 Scranton, Houseparty Registration, PO Box 69, Carmel, IN 46082

No refunds issued after August 15, 2017 • Cancellation fee \$40 • NO TELEPHONE REGISTRATIONS



SCRANTON, PENNSYLVANIA
M1 REGIONAL • SMALL SCALE HOUSEPARTY
The Legend of Sleepy Hollow
September 21-24, 2017

ESTABLISHED 1972



MINIATURE GAZETTE

Editor/Production - Dorothy A. Hansen

Project Contributors

Shirley Foisy, *Flowers*

Carol Hodgson, *Cigar Box Vignettes*

© The Miniature Gazette, the acronym "NAME" and the distinctive house logo are all copyright 1982 and 2012 by the National Association of Miniature Enthusiasts. All rights reserved. No part of this publication, in whole or in part, may be reproduced in any manner whatsoever without the express written permission of the National Association of Miniature Enthusiasts.

Persons who submit articles published in the *Miniature Gazette* understand that copyright for said articles is transferred to the publication and become the exclusive property of NAME and/or the *Miniature Gazette* and may be distributed worldwide in any form of media by NAME.

THE *MINIATURE GAZETTE* (ISSN 1047-367X) is a semimonthly publication. Material published in the *Miniature Gazette* is contributed by individuals for the reading pleasure of NAME members. We are happy to review contributions of articles, reports, work projects and photos concerning miniature activities. Material accepted for publication becomes subject to whatever revisions are necessary to meet the space requirements and quality standards of the *Miniature Gazette*. NAME and the *Miniature Gazette* staff cannot be held responsible for determining originality of content or accuracy of information in articles submitted for publication. We take every care to prevent error and omission; however, we assume no liability for such, except to the extent of running the corrected information in the next issue.

Materials that are to be returned must be accompanied by a self-addressed envelope with sufficient return postage.

Send address changes to NAME, PO Box 69, Carmel, Indiana 46082.

NAME reserves the right to reject any advertising or articles that do not meet editorial standards. The appearance of ads in the *Miniature Gazette* does not denote endorsement of the advertisers by NAME.

On the Cover:

Welcome to My Garden - 1" scale
By Rosemary Shipman
See page 22

Contents

Volume 45, Number 4

March/April 2017

SPECIAL FEATURES

- 1 The Legend of Sleepy Hollow-Registration Form
- 6 ABCs of Miniatures - Dealer List
- 8 ABCs of Miniatures - Public Day
- 8 Open the Door . . . to the Armoire
- 11 The Legend of Sleepy Hollow - Preview
- 12 Tour the Loop
- 13 Maryland Pocket Pals Club
- 14 Southern Arizona Miniature Enthusiasts
- 14 Mini Tip: Audit
- 15 Tips from the NAME Online Group
- 17 Nebraska State Day
- 18 NUTS Club
- 18 Dollhouse & Miniature Month in Nebraska
- 19 Traveling Exhibits
- 21 Columbus Miniature Society
- 22 On The Cover
- 23 Kung Fu, Tai Chi and Samurai Duel
- 24 First Annual Holiday Happenings
- 25 Scarecrow Cornhole Toss
- 25 Brothers Grimm
- 26 Rosie's Valentine
- 26 Princess and the Pea
- 33 Soapbox Derby
- 35 Hallmark Ornament Contest
- 37 2017 NAME Day Guidelines

WORK PROJECTS

- 27 Making Plants that Last
- 28 Cigar Box Vignettes
- 30 Thinking Out of the Box

DEPARTMENTS

- 4 Mission Statement
- 5 From the President
- 5 People & Policies
- 7 Bulletin Board
- 9 Headlines - Houseparties & Conventions
- 9 State Days
- 12 New and Returning Members
- 13 Thank You
- 38 NAME Membership - Form
- 39 NAME's Business Partners
- 40 Shop Directory
- 41 Regional Map
- 42 NAME Promoters
- 42 In Memory
- 43 Calendar
- 44 Classified Ads
- 45 Regional & State Representatives
- 47 Merchandise Order Form

Inside Front Cover
Come to the Circus



Pages 8 & 37
NAME Day 2017



Page 23
Samurai Duel



Pages 13, 14, 17-22
Club News



Pages 30-32
Thinking out of the box



Pages 33 & 34
Third Annual Race





Editor's Notes

Dorothy A. Hansen

The registration form for the Legend of Sleepy Hollow is in this issue. This is such a fun theme. Registration opens April 14, 2017 for this small scale houseparty in Scranton Pennsylvania.

Come to the Circus! Are you registered for the 2017 National Convention in Alexandria, Virginia? Romaine Eyler shares some of her clown collection on the inside front cover. I'm looking forward to seeing your circus vignettes.

Carol Hodgson has shared lots of inspiration in making Cigar Box Vignettes and using other containers beginning on page 28.

Join the fun with the third annual race to benefit NAME. Choose your scale and order your kits on page 33. Please send me photos of your finished race cars to inspire other NAME members. Deadline to order your cars is May 26th.

The bi-annual Hallmark Ornament contest information is on page 35. Lets see what you have done with your Hallmark ornaments. Deadline is May 30th.

Our cover photo is the creation of Rosemary Shipman. If you went to the National Convention in Seattle in 2016 you may recognize the souvenirs, tote bag items and mini swap items. What a wonderful way to remember a week of fun and friends.

Dorothy

July/August 2017 Miniature Gazette Deadline

April 1, 2017 • Theme: Come to the Circus

Welcome New Club

New Clubs
C-1046 Lowcountry Miniature Club
Summerville, South Carolina

Mission Statement

It is the mission of the National Association of Miniature Enthusiasts to promote miniatures through education, collecting, and building friendships and skills through the sharing of experience and ideas.

Phone, Fax & Mail

NAME National Headquarters
130 N. Rangeline Road, Carmel, IN 46032

NAME Mailing Address:
PO Box 69, Carmel, IN 46082

1-800-571-6263 or (317) 571-8094

FAX: (317) 571-8105

Email:

General questions: **name@miniatures.org**

National Convention or Houseparties:
conventions@miniatures.org

Membership, Regional accounts or payments:
members@miniatures.org

Gazette Editor: **MiniGazette@aol.com**

Website: www.miniatures.org

Facebook: [Facebook.com/NAMEMinis](https://www.facebook.com/NAMEMinis)

Facebook Group: [facebook.com/groups/291500559776/](https://www.facebook.com/groups/291500559776/)

Ebay: www.ebay.com/usr/name-estates

Etsy: www.nameminatures.etsy.com

NAME National Headquarters Office Hours
8:30 a.m. to 5:00 p.m. Monday - Friday (Eastern Time)

NAME National Headquarters Museum Hours
9:00 a.m. to 4:00 p.m. Monday - Friday



NAME is proud to be:

A Patron of the
Museum of Miniature Houses in Carmel, IN

A Sponsor of The Denver Museum of
Miniatures, Dolls and Toys

A Patron of the
Toy and Miniature Museum of Kansas City

A member of IGMA
International Guild of Miniature Artisans

A Carmel Arts & Design District
Business Association member

A Patron of the Mini Time Museum in Tucson, Arizona

A member of CIMTA
Cottage Industry Miniaturists Trade Association, Inc.

A Sponsor of
Real Good Toys Dollhouse for a Cause program

A Supporting Member of the
Miniature Museum of Greater St. Louis

People & Policies

2016-2017 Board of Trustees

• President •

Barbara Thornton-Hill • 2016-2018
13703 No Bloomfield Road
Nevada City, CA 95959
530-265-5704 • cell 650-380-2028
president@miniatures.org

• 1st Vice President/Long Range Planning •

Rhonda Keef • 2016-2018
16 South Antigo Court
Greer SC 29650
864-313-1922
1stvicepresident@miniatures.org

• 2nd Vice President/Membership •

Amy Rauch • 2016-2018
1043 Walton Pass, Evans, GA 30809
706-228-7239
2ndvicepresident@miniatures.org

• Treasurer •

Stan Boyd • 2016-2018
2106 Hallmark Crt
Wheaton, IL 60187
630-752-9957
treasurer@miniatures.org

• Secretary •

Alician Pearce • 2016-2018
605 Wexford Road
Janesville, WI 53546
cell 608-751-1270
secretary@miniatures.org

• Past President •

Karen Barone • 2016-2018
2763 Saint Anthony Way
Gilbertsville, PA 19526
561-596-6855
pastpresident@miniatures.org

• Convention/Houseparty & Liaison •

Marie Bird • 2016-2018
9608 Scarborough Court
Summerville, SC 2948
cell 803-238-7984
housepartyliason@miniatures.org

• Special Events •

Jane Sanem • 2016-2018
4131 Wentworth Ave. S.
Minneapolis, MN 55409
612-822-3738 * cell 612-900-6106
janeansanem@gmail.com

• Regional Coordinator Liaison •

Jan Skuppin • 2015-2017
928 Laguna Lane
Washington, UT 84780
435-652-9746 • cell 801-414-6571
jskuppin@aol.com
rc liaison@miniatures.org

• Technology Liaison •

Dan Stewart • 2015-2017
24121 Buck Bridge Road
Ft Benton, MT 59442
406-734-5379
dan@miniatures.org

• Club Liaison •

Roy Moore • 2016-2018
2179 Amesbury Circle
Wellington, FL 33414
561-422-2189
clubliaison@miniatures.org

• Fundraising Liaison •

Kim Wood • 2015-2017
10569 Georgetown Ct
Indianapolis, IN 46234
317-502-6961
fundraisingliaison@miniatures.org

Board Committees

• Historian •

Debbie Young
11468 North Bloomfield Rd.
Nevada City, CA 95959
(530) 478-9658
yngathrt@gv.net

• Academy of Honor Chairman •

Shawn Betterley
70 Wing Street
Bangor, ME 04401
207-947-3963
shawn@robinbetterley.com

• NAME Webmaster •

Dan Stewart
webmaster@miniatures.org

• Estate Disposition Chairman •

Jenn Swager
estates@miniatures.org



Copy and Ad Deadlines

January / February: October 1
March / April: December 1
May / June: February 1
July / August: April 1
September / October: June 1
November / December: August 1

Advertising Information

Request a rate card from the NAME office for color and black-and-white ad prices. A typesetting/design service is available. Classified ads are 65¢ per word. Abbreviations, initials, name and address are chargeable words.

Membership Dues

Effective June 1, 2016

Individual

1 Year: \$45
2 Years: \$73
3 Years: \$100

Family Member (Must reside at the same address as full member)

1 Year: \$14
2 Years: \$23
3 Years: \$34

Youth & Student Membership

Student Membership: Age 18-25 studying at a recognized college/university

1 Year: \$22
2 Years: \$39
3 Years: \$56

Individual (Outside US)

1 Year: \$47 (U.S. Currency)
2 Years: \$79 (U.S. Currency)
3 Years: \$113 (U.S. Currency)

Life Membership - \$750

Shop Membership
\$50 per calendar year

Business Partner
\$100 per calendar year

From the President

Barbara Thornton-Hill



As you can see, it's a bit of a hair-raising time for me between this job and chairing the Sacramento Houseparty. I cannot tell you how much calmer I should be for the next *Gazette*.

I want to extend my condolences to all of you who have lost loved ones in recent months. It seems like I'm seeing more and more of my long time mini friends leave this world and I suppose that's because I am older and so are many of them. But, it's always a loss, even when it's someone I didn't know closely but would see at shows and other events. And I imagine it's a loss to many of you too. I am always sad to see the memorial list on the Oscar's show too. Somehow all of these people are a part of our past and it's sad to lose them.

On the lighter side, we do want to welcome all our new members. If you are new to NAME and looking for a way to get more involved, be sure to join our Online Yahoo group. There is a link on our website at miniatures.org. NAME also has a couple of Facebook groups and a presence on Pinterest. Please join us as there are connections in these venues. If you have not heard from your local State Rep, look her/him up in the *Gazette* and give them a call or email to find out what's going on in your area.

I hope you are all looking forward to the Soapbox Derby races in May. Be sure your soapbox car is ready. Post your pictures because we all need to be able to see what our competition is.

Get your forms in for Alexandria. It looks like a wonderful convention and there are lots of activities and workshops to choose from. And what about Spooky Hollow? Register early as it is going to be very popular.

I look forward to seeing many of you at the upcoming events and hearing from you on our many venues.

Barbara

JOIN US FOR PUBLIC DAY FOR THE SACRAMENTO, CALIFORNIA HOUSEPARTY



ABCs of Miniatures

The DoubleTree by Hilton Hotel Sacramento, 2001 Point West Way, Sacramento
The Sales room and Exhibit Room are open to the public on

Sunday, March 26th from 11:30AM - 3:30PM

Admission is free but there is a charge for parking - \$4.00/day.

The Hospitality Room will be open and we will have free make n take kits available.

A Silent Auction will be available on public day.

Sacramento Dealers

Aristocratic Attic

Julia Stewart
Shoreline, WA
Jthoreson77@gmail.com

Bridget McCarty Miniature Pets

Bridget McCarty
Monrovia, CA
aliceinteacup@yahoo.com
www.bridgetmccarty.com

By Sharon Miniatures

Sharon Goldsmith
Sgoldsmith45@cox.net
www.bysharonminiatures.com

Cascade Miniatures

Luci Hanson
Grants Pass, OR
hansonminis@me.com
www.cascademinatures.com

Catnip Designs

Teri Calia
Antioch, CA
catnip.designs@gmail.com
www.etsy.com/shop/catnipdesign

D. Sierck LTD

Debbie Heard
Lodi, CA
fjdebbie@aol.com

Dena's Dollhouses & Miniatures

Dena Avila
Rohnert, CA
denaavila@yahoo.com

Desert Minis

Janet L. Smith
Las Cruces, NM
desertminis@gmail.com
www.desertminis.com

Dollhouse Land

Laura Crain
San Juan Capistrano, CA
Lauracrain2@aol.com

Dorothy's Doo-Dads

Dorothy A. Hansen
Monroe, WA
ddoodads@aol.com

Dragonfly International

Deb Laue
Roseville, CA 95661
deb@dragonflyintl.com
www.dragonflyintl.com

Grandgirl Miniatures

Connie Reagan
Portland, ME
grandgirlminis@gmail.com

HanaMini.com

Hong McKinsey
info@hanamini.com
www.HanaMini.com

Harva's Little Things

Harva Basinger
Oklahoma City, OK
Harvabnok@sbcglobal.net

Kummerows

Lew & Barbara Kummerow
Atascadero, CA
kumini@tcsn.net

Moe Miniatures

Ruth Moe
Coupeville, WA
moeruth@gmail.com
www.moeminatures.com

Modern Miniature Magic

Valerie Hearst
San Diego, CA
Modernminimagic@gmail.com

NAME

Carmel, IN
www.miniatures.org

Pat's Bloomers

Pat Brehm-Nash
Fullerton, CA
pbnwb@aol.com

S.H. Goode & Sons Workshop

Steve & MaryAnna Goode
Atascadero, CA
Wood2scale@earthlink.net
www.shgoode.com

S&S Furniture Company

Stephanie Engeseth
Fujin200@usa.net
www.miniature-mall.com

Stewart Dollhouse Creations

Ruth Stewart
Fort Benton, MT
ruth@stewartdollhousecreations.com
www.stewartdollhousecreations.com

The Quarter Source

Karen Benson
Jupiter, FL
KBMini@aol.com
www.thequartersource.com

True2Scale

Carol & Tomas Kubrican
Petaluma, CA
carol@true2scale.com
www.true2scale.com

Twin Heart

Pat Richmond
Los Angeles, CA
gigi@twinheart.com
www.twinheart.com

Young at Heart

Debbie Young
Nevada City, CA
yngathrt@gv.net
www.youngatheartminiatures.com

BULLETIN BOARD

Special Notices

Regional Ambassador Award

It is time to recognize the special efforts of members in your Region. Every year at the National Convention, NAME honors a member from each Region with the Regional Ambassador Award. This is a person who, in official words, "has shown outstanding efforts to promote NAME and public awareness of miniatures and the miniature hobby."

If you know someone in your Region whom you would like to see nominated for the Regional Ambassador award, contact your Regional Coordinator. Visit the NAME website for guidelines for this award: www.miniatures.org

Regional Coordinator Founders Award

Nominate your past regional coordinator for this award now!

Go to our NAME website at www.miniatures.org and click "forms" and download a copy of "Recommendation for Founders Award" form. You can also get a form by contacting the NAME office. Please take a few minutes to recognize our past hard-working Regional Coordinators by filling this form out. Send it to me on or before the May 1, 2017 deadline.

Jan Skuppin, *Regional Coordinator Liaison*
928 Laguna Lane, Washington, UT 84780
reliaison@miniatures.org

Deadline: May 1, 2017

NAME Day 2017 Armoire/Dresser

• Cutters •

Contact Barbara Thornton-Hill for information on cutting kits: bathca@gmail.com

• Events •

Having an event for your NAME club or other NAME members? Contact Ruth Heisch to announce your event: grouchybeartoo@aol.com

• Questions? •

Contact Liz West, NAME Day Chairman
liz@taffyandme.com

NAME Day 2017 Deadlines

April 1, 2017: List Event

Having an event? Let Ruth Heisch know the details so that your event can be listed in the *Gazette* and on the NAME web site. grouchybeartoo@aol.com

August 15, 2017: Ordering Kits

Official deadline for ordering from the cutters (however, cutters can opt to accept orders later—watch the listings for individual deadlines.)

August 31, 2017: Cutters Ship Kits

Date at which cutters can ship the kits (international shipping dates may be earlier)

October 7, 2017: NAME Day

Some groups may set a later date to accommodate other considerations. And what does the future hold? Third "purchase" will come in 2018 and will complement the bunk bed and armoire/dresser. What will that item be? Ah, you'll just have to wait and see. The most you can know now...the piece will add to the ensemble.

Send information for the Bulletin Board to:

Dorothy A. Hansen, PO Box 1285, Monroe WA 98272-4285 • E-mail: MiniGazette@aol.com

ABCs of Miniatures

By Barbara Thornton-Hill

We're almost ready for you. We're so excited you are coming to Sacramento to join us for ABCs of Miniatures, tools & techniques and lots more! There are so many things to do outside of the Houseparty too that we hope you will stay an extra day or two and visit the area. Old Sacramento is charming, right on the river, a train museum, little shops and restaurants. The Capitol building right near the beautiful downtown that has been remodeled and brought up to date with a lovely mall to walk along that has no traffic. Across the street from the hotel is a large shopping mall with lots of restaurants it's a busy, wide street so you can make use of the hotel shuttle to take you over to the mall if you want. Several restaurants within two blocks of the hotel on the same side of the big street too....AND a Hobby Lobby! Only two miles

away is the Elegant Dollhouse, one of the few remaining miniature stores in the country. Barbara Taplin, owner, is looking forward to visits from many of you.

And of course, the Houseparty itself. It will be busy with a very tight schedule. Be sure to double check the schedule in your packet. It has changed since the one in your original packet and you won't want to miss anything. It changes almost daily so the final one will be in your packet you receive at registration. Remember, you don't want to leave BEFORE the Sunday breakfast or you are not able to win a fantastic centerpiece. Our Centerpiece committee has done a fabulous job on them and you'll want a chance to win one.

Looking forward to seeing you in Sacramento!

*Barbara and the entire
ABC's Steering Committee*



Wanted for the NAME Auction at Philadelphia Miniaturia, November 5, 2017

NAME is the beneficiary of this year's Philadelphia Miniaturia Auction. To be successful, we need donations of auction items in all price ranges. Please email

Karen Barone @
kbarone0117@gmail.com or
call 561-596-6855 to donate.

Open the Door to the Armoire

By Pat Frost, Renton, Washington

- Designed to accompany the 2016 NAME Day bunk bed
- Bed also available
- Watch the *Gazette* and the NAME web site for details



Closed.



Open with open drawers.



Front doors open.

**NAME Day
October 7, 2017**

2017 NAME Day Committee:

- Liz West, Chair, liz@taffyandme.com
- Liz West & Barbara Thornton-Hill, Design and Development
- Pat Frost, Publicity, frostpl@aol.com
- Ruth Heisch, Event Registration
- Barbara Thornton-Hill, Cutter chair.
- JP Sligh, Project Testing & Ancillary Project Development
- Kim Wood, Mailing kits to event
- JP Sligh, Connie Reagan, Barbara Thornton-Hill, Liz West, Project Testing & Instructions
- Jane Sanem

STATE DAYS

• 2017 •



N-3 Oregon

1/4" scale

The Quaint Shoppe

May 6, 2017

N-3 Idaho

Polynesian Paradise

May 20, 2017

A-2 Nebraska

Grandma's Attic

September 16, 2017



See the Calendar Section or the
NAME website for more information
about the events listed here.

NAME Day 2017



OCTOBER 7, 2017

*The Bedroom Part II:
Armoire / Dresser*

Dealer, Workshop, and Theme Luncheon Applications

Please note changes to application
instructions and use current
applications from the
Documents & Forms section on the NAME
website. Application forms are available
online at:

www.miniatures.org or from: NAME,
PO Box 69, Carmel, IN 46082

HEADLINES



SACRAMENTO, CALIFORNIA HOUSEPARTY

ABCs of Miniatures

(Always Be Creating)

March 23-26, 2017

ALEXANDRIA, VIRGINIA 2017 NATIONAL CONVENTION

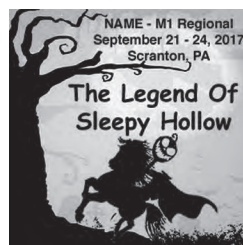


*Come to
the Circus*

July 27-30, 2017



M1 REGIONAL • SMALL SCALE HOUSEPARTY SCRANTON, PENNSYLVANIA



The Legend of Sleepy Hollow

September 21-24, 2017



LOUISVILLE, KENTUCKY HOUSEPARTY

Jockeys and Juleps

May 18-20, 2018

Dealer, Instructor, and Theme Luncheon applications

postmark deadline June 16, 2017

Registration Opens: October 27, 2017



CHARLESTON, SOUTH CAROLINA 2018 NATIONAL CONVENTION

Sweet Tea & Sunshine - a Southern Celebration

August 23-26, 2018

Dealer, Instructor, and Theme Luncheon applications

postmark deadline September 29, 2017

Registration Opens: February 23, 2018

2019 NATIONAL CONVENTION NASHVILLE, TENNESSEE (FRANKLIN) • July 18-21, 2019

ONLINE HOUSEPARTY • Fall 2019

2020 NATIONAL CONVENTION INDIANAPOLIS, INDIANA • July 23-26, 2020

Clowns, Clowns, Clowns

Continued from inside front cover

In the Middle Ages, the court jester or "fool" was often an accomplished musician, dancer, acrobat, and mime whose job was to amuse his royal masters with his buffoonery. Shakespeare used clowns to lighten the mood in his tragedies. One of the earliest uses of the word clown was in Hamlet where the grave diggers were called clowns. The word clown was not seen again for about 100 years.

In 1778 Joseph Grimaldi did away with the pantomime mask and wore makeup. This practice is still used today. Circus clowns began to appear in the late 19th century. In the 1890s, with the development of cinema, the skills the clowns learned in the circus gave them the opportunity to become cinema clowns. In the 1920s the Depression gave rise to clowns based on the hoboes and tramps of that era. Then, in the 1960s Bozo the Clown led the way for clowns to become associ-

ated with children's entertainment. What child has not heard of Ronald McDonald?

I have not met a clown I did not like. One tried to teach me how to make balloon animals - what fun! Another played a trick on me that made me laugh out loud. Others have just sat and talked about their love of the profession and the joy it brings them.

The last clown I had the opportunity to talk with was Peggy Williams. Peggy was the guest speaker at the Circus Model Builders annual banquet. When I took my seat I was so tickled to be sitting with Peggy, costume and all. Well, it was not Peggy but someone in her outfit who would later introduce Peggy. At first I was disappointed, but I did have the opportunity to talk with Peggy later. Peggy's background was as a speech pathologist with her work focusing on deaf education. Peggy thought that the skills of a clown would help her in her nonverbal world. She applied to the Ringling Brothers and Barnum and

Bailey Clown Circus College and was the first female graduate of the program. Instead of returning to speech pathology, her career took a turn and she became the first female hired by the Ringling Brothers and Barnum and Bailey Circus. Peggy later became part of the teaching staff at the college. She has spoken at the Kennedy Center, the Smithsonian Institute and NASA. She directs a circus camp in Ireland for disadvantaged youth and is currently the Education Outreach Manager for Feld Entertainment.

Peggy wears a giant, pink feathered hat and white makeup with a mischievously painted mouth and eyes. She looks like the picture of light-heartedness, but she and so many other clowns do serious, important work with some of the most vulnerable members of the community. Clowns find the silver lining and use their skills to bring the audience the hopeful feeling of something better to come. I am grateful for the contributions they make and am proud to know them.



ALEXANDRIA, VIRGINIA 2017 NATIONAL CONVENTION Come to the Circus July 27-30, 2017



Chair Person
Romaine Eyer
romaineeyer@comcast.net
410-917-7033 C

Assistant Chair Person
Helen Sparks
minihelen2002@yahoo.com
480-277-0951 C

Advisor: Gwen Campbell
Board Advisor: Marie Bird

Centerpiece Chair
Mary and Dave Martin
Mary11m@aol.com • 330-669-2188

Children's Program
Susan Wilson Oslun
moslun@aol.com • 703-406-3664

Door Prize Chair
AnneMarie Ramsburg
amramsburg72@hotmail.com • 410-357-5022

Events Chair (Thursday Night)
Yvonne Ayoroa
yagrannytwo@gmail.com • 301-299-7310

Exhibit Room Chair
Mary Myers
marymomo@comcast.net
301-471-4582

Garage Sale
Sue Ann Ketchum
sheltielover30@gmail.com • 301-253-5864

Gold Star Chair
Ina and Bill Waples
gslcrmom@verizon.net • 757-596-3593

Home Improvements Seminars
Luci Hansen
hansonminis@me.com • 541-479-2345
Connie Reagan
grandgirlminis@gmail.com
207-650-8008

Houseparty Helper Chair
Leah Smith
leahleizear@aol.com • 410-489-7571

Hospitality Chair
Julie and Dave Johnson
djjohnson6@gmail.com
805-474-4393

Mini Exchange Chair (Swaps)
Natalie Harwood
ohiominis.nh@gmail.com
937-293-2046

Newcomers Meeting
Cindy Lucas / Carol House
lifecourse@aol.com
petticoat-lane@juno.com
804-730-1190; 804-449-1425

Operations Chair
Marnie King
mking4071@comcast.net
302-438-2967

Pre-Convention Workshops
Yvonne Ayoroa
yagrannytwo@gmail.com • 301-299-7310

**Public Day Chair/
Children's Workshop**
Susan Wilson Oslun
moslun@aol.com • 703-406-3664

Publicity Chair
Carol Ann Frost
Carol.ann.frost@verizon.net
410-321-1392

Registration Chair
Open

Roundtable Workshop Chair
Susan Karatjas
susan@sdckminiatures.com • 724-388-2901

Sales Room Chair
Nancy Martin
nancy@talking-dog.com
410-357-8045
Helpers: Do Drops on Roses Club

Souvenir Book Chair
Carol Ann Frost
Carol.ann.frost@verizon.net
410-321-1392

Souvenir Gift Chair
Lynn Jensen
L2B2lyn@aol.com
414-763-4195

Table Host/Hostess
Nancy Chalmers
nancychalmers@hotmail.com
410-494-8338

Theme Luncheon/ Dinner
Alician Pearce
ubfaep@yahoo.com
608-751-1270

Tote Bag Chair
Nancy Chalmers
nancychalmers@hotmail.com
410-494-8338

Workshop Chair
Kim Ash
logansmommy04@yahoo.com
765-620-3295

The Legend of Sleepy Hollow • Small Scale Houseparty Scranton, Pennsylvania • September 21-24, 2017

By Bernadette Rossetti Shustak

The committee members of the Scranton House Party are getting busier and busier preparing for The Legend of Sleepy Hollow themed event.

This month we thought we'd look at some of the traditions associated with all things creepy and scary.

Many Halloween traditions are believed to be derived from Celtic harvest festivals with pagan roots. It is thought by many that the Gaelic festival of Samhain was "modernized" into our current Halloween.

In ancient times people would light bonfires and wear costumes to scare off ghosts. In the eighth century November 1st was designated by the pope as All Saints Day. While on the night before, All Hallow's Eve, people were scaring off ghosts and demons, the following day was set aside to honor all saints and martyrs. Eventually, All Hallows' Eve, or Halloween, turned into a secular community holiday with kid-friendly events like costume parties, and giving out candy.

Some of the symbols like black cats, bats and spiders that remind us of the holiday, are based on old superstitions.

Back in the 15th and 16th centuries, it was believed that spirits could turn themselves into these things and often served as "familiar" to local witches.

The idea of carving Jack-O-Lanterns is also rooted in an old story. Legend has it that a farmer named Jack, tried to trick the devil, but it back-fired and he was turned away from both heaven and hell. It is said that his spirit roamed the earth carrying a lantern. In olden days a carved turnip was used as the lantern, but when the Irish Potato Famine forced many to come to America, pumpkins replaced the then hard to find turnips.

During Samhain, it was believed that the veil between the living and spirit worlds was thinnest, and that ghosts could cross over to the world of the living disguised as beggars. They would knock on doors asking for money or food. It was said that if you turned them away with nothing, you could receive the wrath of the spirits. If you wore a costume, you could try and trick the ghosts into thinking you were one of them and in turn they wouldn't take your soul.

Somehow this evolved into giving

out treats like candy or a few coins to costumed children when they came to your door.


Not to be outdone, the Legend of Sleepy Hollow committee wants to make sure everyone at our house party gets their fair share of treats.

Designated committee volunteers will have an identifying badge, and house party attendees will be able to trade tickets (provided in the Welcome Kits) for treats. The ticket method will ensure that everyone receives the same number of treats, with no duplicates.

While there will be candy aplenty, tote bag favors will help with the "spirit" of the houseparty and could be anything small-scale and theme-related such as apples, bats, pumpkins, rakes, leaves, tombstones, kettles, horses, black cats, devils, ghouls, dance cards, candle sticks,...the list goes on and on!

Lots of other Halloween and Sleepy Hollow related things will be going on at the Scranton Small Scale Houseparty. We hope you are planning on joining us!

Check the next issue of the Gazette for more information!



SCRANTON, PENNSYLVANIA M1 REGIONAL SMALL SCALE HOUSEPARTY The Legend of Sleepy Hollow September 21-24, 2017



Chair Person
Debbie Colombo
irvfink@gmail.com
845-855-1766 Home • 845-591-5352 Cell

Assistant Chair
Alician Pearce
ubfaep@yahoo.com • 608-751-1270 Cell

Advisor
Karen Barone

Centerpiece Co-Chairs
Terry Unnold
tlunnold@aol.com • 203-359-8641
Sue Ostheimer
snosue7@aol.com • 203-322-9699

Door Prize Chair
Ellen Scofield
ellenshouse@mhcable.com • 518-851-9840

Events/Activities
Linda Clark
nyfeatherlite@yahoo.com
518-482-9270

Exhibit Room
Wanda Simons
wmsimons@udel.edu
302-738-3073-home • 302-420-3325-cell

Gold Star Chair
Rachelle Spiegel
byrachelle@mindspring.com • 718-956-1856

Hospitality Co-Chairs
Judy Lloyd
judy9859@aol.com • 908-964-5188
Pat Brown • plbrown2002@comcast.net
732-255-3857-home • 732-773-3410-cell

Houseparty Helpers
Deb Case
casey3rdj@sbcglobal.net • 608-449-4296

Kay Kalick
themouse_house@hotmail.com
716-754-4595

Mini Exchange
Fern Rouleau • fernr@cox.net
401-447-7203-cell • 401-247-0719-home

Operations Chair
Nick Karatjas
724-388-5099 • n.karatjas@gmail.com

Publicity
Bernadette Shustak
sportswdw@comcast.net • 845-855-3839

Registration Co-Chairs
Kathie Alexander
kathieskuties@comcast.net • 845-225-6128
Sue Hamlin
cshore0123@hotmail.com • 845-227-7239

Round Tables
Barbara Thornton-Hill
bathca@gmail.com • 530-265-5704

Sales Room
Clark Roberts
jorobminidolls@aol.com • 610-967-5375

Silent Auction Co-Chairs
Betty DeWitt
dewittb@windstream.net • 706-896-3291

Patty Johnson
pattyj46@yahoo.com • 309-912-0392

Souvenirs
Kim Wood
Gwood14@att.net • 317-502-6961

Souvenir Book Co-Chairs
Callie Brunelli
weefolkandfantasy@gmail.com
607-821-9104

Katerina Vattiato
pookers@gmail.com
(please cc ly13nette@aol.com)

Special Media Guru
Kim Ash
Logansmommy04@yahoo.com

Table Host/Hostess
Carolyn Eiche
carolyneiche@verizon.net
718-497-0548

Theme Luncheons
Janet Smith
desertminis@gmail.com
575-532-5432 home
530-559-1407 cell

Tote Bags
Anne Pennypacker
aminithing@comcast.net
610-496-9382

Pre-Convention Workshop Chair
Susan Karatjas
susan@sdckminiatures.com
724-388-2901

Workshops Co-Chairs
Leanne Kirsch
lkirsch@drtel.net
701-683-5205 home
701-308-1348 cell
Barbara Lundberg
barbara.lundberg@comcast.net
503-643-4752 home
503-449-3874 cell

Public Day
Barbara Anderson
Barb-a2110@hotmail.com
920-459-8259
Cathy Kalte
ckminis@sbcglobal.net
847-254-0508

WELCOME NEW AND RETURNING MEMBERS

REGION A1

Linda Hillier, Coal Valley IL

REGION A2

Shelly J. Norris, Fort Collins CO
Michael Brondos, Centennial CO

REGION A3

Darlene Bailis, Massillon OH
Darlene M. Spencer, Indianapolis IN
Ashley Sanson, North Manchester IN
Elaine Evans, Greenville IN
Dasia Kelsall, Clare MI
Kim Magnuson, Cincinnati OH
Linda Timberlake, Reynoldsburg OH
Denise Wells, Columbus OH
Joyce Schultz, Sterling Heights MI
Carol Beal, Berrien Springs MI
Kim Tremblay, Loveland OH
Joy Stanley, Munroe Falls OH

REGION E1

Barbara Parker, Cockeysville MD
Sue Schwartz, Silver Spring MD
Canta Pian, Washington DC
Brigitte Salyers, Fairfax Station VA
Marlyn Garcia Brown, Alexandria VA
Kelley Hawk, Potomac MD

REGION E2

Celia Pate, Edmond OK
Bill Bergeron, River Ridge LA
Sherrill J. Regier, Spring TX
Millicent Tennison, Eustace TX

REGION E3

Sharon Gintner, Daphne AL
Anabella Baker, DeLand FL
Bob Oram, Pittsboro NC
Emily Baker, DeLand FL
Linda Busby, Ellabell GA
Carol Dubois, Jupiter FL
Kathleen Due, Suwanee GA
Cheryl Kruse, Raleigh NC

REGION M1

Robert Kothe, Huntington Station NY
Dana Fenton, New York NY
Emily Putterman, Handler New York NY
Karen S. Stafford, Fulton NY
Karyl Irvine, Clayton NY
Karen Fritz, Wynnewood PA

REGION M2

Rick DeBruin, Biddeford ME

REGION N1

Lynn Mariano, Chula Vista CA
Jessica L. Miramontes, San Diego CA
Kristen Itokazu, Santee CA
Marilyn A. Miller, Tucson AZ
Evelyn Blanks, Rancho Cucamonga CA
Anita Panowicz, Santa Monica CA

REGION N2

Violet Campana, Santa Rosa CA
Phyllis E. Hedman, San Jose CA
Polly H. Morris, Oakland CA
Tim Hoffman, San Jose CA
Amanda Cordell, Oakland CA
Sarah Skeels, Paradise CA
Lisa O'Dell, Stockton CA
Violet O'Dell, Stockton CA
Rebekah Thomas, Santa Rosa CA
Lola Gordon, Reno NV

REGION N#

Lydia Jenkins, Boise ID
Sherri D. Peterson, Vancouver WA
Kathy Paxton-Williams, Portland OR
Michele Torrey, Fox Island WA

CANADA WEST

Jenni Price-Jones, Calgary Alberta Canada

Special Offer for NAME Clubs

Miniature Collector is pleased to offer a special discount subscription offer to NAME Club members. Members can begin or renew their subscriptions and each will receive a \$2.00 discount. A minimum of four subscriptions must be sent together to receive this special price. Send all names and addresses together with one check, individual checks, or Visa, MasterCard or Discover card information, or call 800-458-8237 and pay by credit card. Subscribe today!



SUBSCRIBE TODAY!

(Prices are before NAME Club Discount)

12 ISSUES \$39⁹⁵
1 YEAR

Outside USA: \$63.95 (US Funds)
SAVE \$55.93 or 58% OFF
THE US COVER PRICE!

24 ISSUES \$74⁹⁵
2 YEARS

Outside USA: \$122.95 (US Funds)
SAVE EVEN MORE! 61% OFF
US COVER PRICE NOW \$77⁹⁵

Miniature Collector



30595 Eight Mile, Livonia, MI 48152-1798

www.scottpublications.com

800-458-8237

248-477-6650

FAX: 248-477-6795

Tour The Loop

by Susan R. Shinn, Yuma, Arizona

When visiting Yuma, Arizona, tour studios with a variety of original art, crafts, collectibles, Fussys Frills, birdhouses, yard art and Susan's Miniatures.

Travel the loop and find your very own treasures. Take 14E, turn left on Fortuna Palms Loop.

We are open in March on Wednesdays from 10:00 to 2:00. We are snowbirds who spend the winter in Yuma.

If you come on another day, call 406-546-6319. I will be happy to open up and share my studio full of handcrafted miniatures.



Christmas at Susan's Miniatures Studio at "Tour the Loop"

Maryland Pocket Pals Club

By Carol Ann Frost, Lutherville, Maryland

NAME Club C-888, Pocket Pals, grew out of the Arlington National Houseparty in 1995. Members of the Houseparty Committee had met once or twice a month for more than two years to work on plans for the convention. We had a registration of 1100, one of the last large conventions and committee members in Maryland and Virginia made the centerpieces based on designs by Ray Whitledge. Each group made two of the four centerpieces, more than 30 of each.

After the convention, the Maryland members decided that if we had invested so much time in the convention, we could spare an evening a month for our own miniatures and we applied for a charter. We met in Betty and Ted White's home for several years. We added a few new members and worked on some amazing miniature projects, often cut by Ted's expert hands.

Sadly, over the years, we have lost nearly all of our members. Over twenty

years our group has dwindled until there are only three active members.

When I received the charter renewal, I asked the other members what they wanted to do. We all agreed that it is time to surrender the charter and close the group. We all belong to at least two other NAME clubs and continuing with our tiny group seems superfluous.

So with a bit of sorrow I am officially notifying the NAME office that Pocket Pals, C-888, has dissolved.

Thank You

to the individuals and organizations who have made generous donations to NAME.

October 1st - November 30th

BOOSTER \$5-\$49

Christine Benham
Joyce Beytien
Loretta Brand
Virginia Davis
Carol Dubois
Barbara Fales
Lynn Frank
Sharon Geisen
Karen Giblin
Polly Hackett-Morey
Mary Hoesly
Sherry Jordan
Janie Kocman
Shirley Kosiek
Patricia Maciaszek
Glennys Mallard
Lynn Miller
Mary Patton
Ingrid Rivel
Jane Schwarz
Diane Scott
Tamara Semmens
Eleanor Smith
Claude Soudah
Lory Stoner
Madeline Yurosek

CONTRIBUTING MEMBER \$50-\$99

Marilyn Barclay
Jacqueline Borders
Catherine Brickner
Laurel Coulon
Lorel Evans
Janice Fabina
Barbara Fairbanks
Monta Hansen

Linda Huntoon
Frances Lockwood
Nancy Meyer
Bonnie Poland
Moira Small
Jacqueline Smith
Darlene Spencer
Karen Stafford

Supporting Member \$100-\$249

Margaret Ann Anderson
Penelope Barnes
Kelly Blau
Adrienne Buel
Joann Conaway
Christine Dowling
Chris Ernst
Judith Haase
Marion Haerle
Joann Haugen
Catherine Hawkins
Lehigh Valley Small on Scale
Miniature Club (PA)
Charlotte Lorberbaum
Carol Metcalfe
Patricia Minks
Carol Prince
Corinne Roxby
San Diego Miniature Crafters (CA)
Christine Scinta
Dorothy Semple
Carin Shapiro
Alexis Sharif
Cheryl Shintaku
Elizabeth Solomon
Dana Telljohn
Sally Wilkinson

Sustaining Member \$250-\$499

Peggy Alvarez
Betsy Robertson Dosh
Barbara Dugan
Mary Jo Little
Karen Notaro
Karen (Magnet) Reichard

PRESIDENT'S CLUB \$500-\$999

Jane Coffey
Lynn Jensen
Quarter Connection
Rosemary Shipman

DOLLAR CLUB

Virginia Davis

SCRANTON HOUSEPARTY

Retreat Into Miniatures (WI)

IN MEMORY OF MARILYN FORD

Katie Helm
Jonathan Zbyszinski
Virginia Zbyszinski

IN MEMORY OF DON HAGEY

Dick & Luci Hanson

IN MEMORY OF JUDY LIEB

Mid-Valley Mini Maniacs (CA)
Miniatures West (CA)

IN MEMORY OF JOANN MOORE

San Diego Miniature Crafters (CA)

Southern Arizona Miniature Enthusiasts

By Myrna Williams • Photo by Kristi Bradford, Manager Nanini Library, Tucson, Arizona

The SAME club was invited to display miniatures in the Nanini Library in Tucson, Arizona, for the month of December, 2016. The theme was "Family Traditions: Home is Where the Heart is, fostering togetherness, creating memories, strengthening families, building community".

Members Dottie Eagley, Ginger Krudup, Jeannie Pantino, Jan Rasmussen, Sara Risley, Ambreen Syed, and Pam Young submitted, dining room, kitchen complete with High Hat Chef, living room, bedroom, and to complete the picture a garden work bench and patio scene. The room boxes had the lived-in look with families taking part in the respective room.

To enhance additional interest, the library passed out sheets asking the customers to find items in the displays: ie: apple, coffee cup, how many people do you see, they came up with 60 items.



The display by the members and library participants was a great success, and we (SAME) will be invited again.

• Mini Tip •

By Luci Hanson, Grants Pass, Oregon

Cascade Miniatures of Oregon • www.CascadeMiniatures.com

Audit:

This is a word that we rarely hear outside of tax time. It should be heard quite frequently by miniaturists who buy kits.

One of the problems for almost all kit makers is the fact that we are not automated. No automated factory cuts the pieces, sorts them out, labels the pieces, packages them, prepares them for shipping and makes out the labels that go on the packages.

Nope. We are interruptible, fallible and imperfect humans who error on occasion. (even college grads lose count as a result of an interruption) so an imperfect kit gets shipped.

Quite often the kit buyer has full intent to assemble the kit ASAP. However, life happens and the kit gets shelved. It's several months later (in some cases it's years) when the kit is opened for the first time.

During the course of the assembly process the buyer discovers a part is missing. The usual response to this dilemma is to contact the kit maker for a replacement part only to find out that the kit maker does not stock extra parts for months or years.

To avoid this problem every buyer owes it to themselves and to the kit makers to AUDIT every kit within days of its receipt.

Make sure all the parts are there. Check them against the list that should accompany every kit.

SHOW US YOUR
2016-2017
NAME MEMBERSHIP DRIVE

Did you know that if you put just
FOUR QUARTERS
per week into your PIGGY, you will have
enough to pay your NAME annual dues!
You will even have some left over for
the next year...

Be creative, your bank can be anything from a
traditional piggy bank to a jar or even a sock.

Just make sure it is clearly marked
and placed where you can see it every day!

PIGGY BANK

Tips from the NAME Online Group

Compiled and edited by Preble McDaniel

We all know that the more organized we are the more we can get done, but sometimes it is hard to know how to organize. We hope these tips will help with that.

Storing Flat Items: Wallpaper, Flooring, Printed Picture Images

Thuy Means asks us if we remember those pocket photo albums everyone had once upon a time. She uses them to hold leftovers from kits. She says the pockets protect while allowing you to see at a glance what you have. Good only for FLAT items.

Preble McDaniel does something similar to this but for small scale wallpaper and flooring. She also uses double stick tape to adhere rugs onto a backing that slides into the pockets.

Miscellaneous Storage Ideas: Beads, Swap Items

Thuy Means uses inexpensive see-through bottles. Look in Labware Vials for a great selection for organizing all manner of tiny items/supplies including for when traveling or shipping. She says savings are greatest when bought in bulk.

Fay Zerbolio uses clear plastic VHS cases. She uses them for storing stuff. Things like plastic stuff, miscellaneous wire, small paper things and anything else that will fit. She also uses them in her room for embroidery floss. Although they are see thru, labeling helps to quickly grab the right one. They can be found at thrift stores, but also online like at www.deltamedia.com.

Suzie Aguilar shared her inexpensive way of storing items using a 12"x12"x3" (only 2-1/2" space inside) light-weight plastic box with a hinge-type lid. The insert fits inside perfectly. They are clear and stack easily.

* Laura Gallagher uses ice cube trays from her dollar store. The small cavities are perfect for tiny items! Plus, they stack! The ones with lids can be found at places such as Bed Bath and Beyond and Amazon.

* JoAnn J. uses plastic multi-sectioned boxes.

* Mary Beth Oberlin, like many others, uses clear plastic divided boxes to hold lots of mini objects. They are divided into small compartments and keep things from getting mixed up or damaged. Mary says she has separate boxes for each theme that is waiting on a complete scene - kitchen, holidays, etc. She likes that she can "quickly and easily see what I've collected and gets me excited about finishing a structure so I can put them on display".

* Preble does something similar to this but for small scale wallpaper and flooring. She also uses boxes to hold lots of mini objects. They are divided into small compartments and keep things from getting mixed up or separate boxes for each theme that is waiting on a completed quickly and easily see what I've collected. These boxes come in a variety of shapes and sizes and can be found at hobby stores and places that sell fishing gear.

* Terri Y. converted the closet in her studio into a shelving system. She began years ago with the plastic shoe boxes. Her larger boxes full of landscaping materials, for example, are stored on the floor for easier access. Terri also has several of the plastic rolling cabinets under her workbench. She says that one holds nothing but quarter inch scale pieces, kits, supplies specific to that scale. The other holds her half inch scale items. She uses other rolling cabinets for small pieces of wood, clay, paint supplies and other items.

* Terri shared that for her paint bottles, she found a wall hanging shelving system that fits in that dead space behind the door. It is only 4" deep and with the adjustable shelf slots will hold up to 18 shelves. She has spaced it to hold 9 shelves as the bottles fit nicely this way. There is also the top for larger bottles.

* Another tip Terri shared was that she uses the walls for vertical storage. A few small shelves to hold pots filled with silk and dried floral pieces. This adds interest to the room and looks like decoration instead of supplies. She also uses a large cabinet from a hardware store that hold things like spray cans, glues, tapes, larger tools and kits.

Carol J. Shea says she uses a lot

of the flat boxes with dividers with small spaces for my quarter inch scale finished items and supplies. She found she seemed to always want something in the bottom box and have to lift all the top boxes off to get it so she asked a friend's husband to make her a cabinet to hold them. She says it is like the plastic wheeled carts but with spaces for her boxes. Now it just requires sliding the box out to get what she wants.

Project Idea and Notes Organizing: Paper and Digital

* Sharon in South Carolina asks "How do you organize your project list, especially when heading off to a show?" She answers that she has FINALLY found a system that works for her. She bought a 4" x 6" small photo book and 4" x 6" index cards. She puts individual projects that are ready to start but missing a few things on individual cards. She records what is needed to purchase, to make, and where she found items. This gives her a simple record of the project. When she has a show coming up and voila...her shopping list is made! She also keeps a list of projects in each scale that will take only a few hours to make and are ready to go (She has everything for them) so that when she has some free time and no "deadlines", she can choose a project and work on it. The index cards make it easy to change out the list when something is completed or something is added without retyping, reprinting etc.

* Preble agreed with Sharon's idea using note cards is really great but for those interested in going digital, she recommends a program called OneNote that is by Microsoft. There are other programs like this such as EverNote. An example of how she uses this for minis is that to have a notebook called 'my projects'. Inside the notebook is a section for each miniature project, in progress or just a dream. In the section are the pages relating to different aspects of the project. The pages could be a check list of items to buy or swaps received or a 'to do' list. If she does some designing she can do things like copy a picture from the Web and OneNote includes the link where it was from and she can

— Continued on next page

Tips from NAME Online

Continued from page 15

add notes about it. One aspect she really likes is it can be on any device and One-Note syncs everything from one to the other if set up. So this means one could be out somewhere and get an idea and add it right on ones phone and be there later on the computer.

Another thing I love about this program and app is that it automatically saves all the time.

* Angelika Oeckl agreed that One-Note is wonderful. This is a great app/program where you can combine text, links and photos. She shared that she can add everything she googles about the project.

Wood Storage Ideas

Jean shared that for storing wood, she buys the plastic covers for fluorescent light bulbs. Then she cuts them down to size and cover the hole in the end. She found them at Lowe's and are called Metalux bulb guard in the light bulb section. She also labels with size and a little description, like dollhouse trim, baseboard etc.

Carol Ann Frost says she doesn't like to store wood vertically because it will start to warp, particularly the thinner stock. To combat this she found stackable shoe racks at Sam's Club. She arranges them so the end is visible. These will take three stacks of 4" wide wood or two stacks of 6" wide wood in each shelf. They are deep enough to hold a 24" strip. She arranges her wood with the thickest stock on bottom, working my way up to 1/32" on the top.

Display Ideas

* Thuy suggests a CD storage cabinet makes a great display case for quarter

inch scale houses and other minis. Although the shelf height in her cabinet is adjustable, the depth is only 6 inches.

* Preble shares that when it comes to display, she uses a variety, many of which are second hand items. Some are used a riser to display items at different levels. She believes it is very important to cover our minis to protect them from dust. We are investing in a miniature when we buy or make them and when we buy a quality cover for it, we are insuring that the miniature will be less exposed to damage in the long term. She understands that it can be really expensive to purchase covers so her advice is to always check out the thrift stores for anything that can work for a display or as a cover. When it comes to purchasing covers, the hobby stores are starting to provide a bigger selection, check them out and use those coupons or watch for percent off sales.

* Mary Beth says her divided boxes allow her to easily "trade out the items I have in display cases, or pull out seasonal decorations". Think about that - being more organized makes it easier to change things out so that what is on display is always fresh for regular guests who come to visit.

Parting Thoughts on Organizing

Find organizing solutions that work for you right now: It would be a wonderful dream if we could all go buy a whole new room full of new storage solutions and the materials to be stored there. But we all know how 'pie in the sky' this is. So Preble's advice is to start with what you have available. That's the key to 'start' and 'use what you have'. It is perfectly okay that what works today doesn't work for you tomorrow (in the future) for a number of reasons: a) the collection outgrows the solution, b) you

find another solution that works better, or c) just that the current one doesn't work for you.

* Use storage solutions from second-hand items/recycling or from thrift stores - repurposing existing storage solutions in a different way. Some examples have already been presented so we won't bore you by repeating them. Instead, consider other places you can get things second-hand and that is from an office or friends and family. This is where we talk about our hobby and share that we do have lots of little things to store. Sharing this aspect may just garner you the perfect new solution for that whatever.

* Use Categories and Sub-categories that make sense for you.

When collections grow is another time to reorganize. When we first start organizing just having all tools the in same place is a big step. But if we have a lot of something - say scissors, then it becomes helpful to sort these into sub-categories. So another organizing tip from Preble is to:

Sort into basic categories, then sort anything that you have a bunch of into sub-categories.

* Give away, trade or sell what you don't need or use anymore - don't keep everything just because you have it. If you have more than what you could possibly use the rest of your life of something, get rid of it. If it is something you can easily get more of - then don't keep everyone that you get - plastic lids for paint is a good example. Keep a few and toss the rest until you see that you are low. What to keep will vary from person to person and even over time. Being willing to let some things go, will free up space and that includes the space in our brains that keeps track of where and what it is.



Share your tips and projects with other NAME members.

Send your photos and/or workprojects to:

Dorothy Hansen, Gazette Editor
PO Box 1285, Monroe WA 98272
Email: MiniGazette@aol.com

Nebraska State Day

By Edna Perkins, Omaha, Nebraska

The Omaha/Council Bluffs Miniature Guild sponsored their 23rd Annual Nebraska State Day in La Vista, Nebraska with a theme entitled "Cozy Nook". Here are a few Cozy Nooks finished by committee members. It was a fun day and enjoyed by all.



Helen Burton, Carol Kolb and son Andrew Kolb.



Linda Moe, Edna Bonney helping May Bruce; Linda's Mom visiting from England.



Renee Biermann and her sister and niece; Lili Arens and Rita Arens.



The Art Studio by Sydney Hulla, using the "Dirty Sink" class she took at the National Convention in Seattle.



By Lois Andres



By George Gregg (enjoys people in her displays).



By Kathy Hall

NUTS Club Celebrates Dollhouse & Miniature Month

By Suzie Aguilar, Webster, Texas



The NUTS Club (C-385) of Houston/Galveston set up a display at the Freeman County Library in Clear Lake for the month of October for National Dollhouse Miniatures

month. Those contributing were Dorothy Hamilton, Cynthia Magnant, Julie Fisk, Kitty Engstrom, Elizabeth Stillion, Lori Howell, and Suzie Aguilar. The library is a poll-

ing site for early voting so we had a lot of viewers by the end of the month.

Dollhouse & Miniature Month in Nebraska

By Edna Perkins, Omaha, Nebraska

October is Dollhouse & Miniature Month and several of us enjoy decorating local libraries and LaVista Library, a suburb of Omaha, Nebraska.

The LaVista community Center miniature display is a group effort.

Members from Omaha/Council Miniature Club and The Shoebox Bunch all contribute to this wonderful display and they have been able to change the displays from month to month. Edna Bonney and Lois Andres oversee the

project along with a few members from our club. This display has brought interest in our club from several who have shown an interest in joining us.



LaVista Community Center



LaVista Library display with Del, Georgia and Sydney, photo by Edna Perkins.

Traveling Exhibits . . . A mighty fine Michigan partnership: Mini Fingers of Kalamazoo and Midwest Miniatures Museum

By Holly Burke, club member and Museum volunteer

It has become a tradition: for the past several seasons, Midwest Miniatures Museum in Hickory Corners, Michigan has invited members of the local NAME chapter, Mini Fingers of Kalamazoo, to display their work at the museum. A full size showcase at the front entryway is now set aside for this purpose.



For 2016, the theme was Something's Cookin'. The prior year's NAME Convention (What's Cookin') in Indianapolis, was attended by a number of our members, who were still working on projects begun there. But as it turned out, most of us had one or more projects on hand that would fit this theme. And then what?

FIRST: it absolutely encouraged some of us to finish up those final touches, so that family and friends could come visit our showcase and let us show off our creations.

SECOND: the Museum benefits by offering a fresh exhibit for returning guests, one that features displays the average person can imagine themselves making - a roombox, perhaps. The showcase is also a good introduction to scale, as explained by Museum docents.

Here is your own view of Something's Cookin'. These exhibits have mostly traveled back home.

Please do come visit the museum to see this showcase and whatever club members will be showing off next!


See midwestminiaturesmuseum.com for more info.



— Continued on next page

Traveling Exhibits

Continued from page 19



Columbus Miniature Societies 30th Annual Miniature Show and Sale

By Brian Hughes, Newark, Ohio



Here ye Here ye. The King and the Queen greeted our guests and vendors at the Columbus Miniature Societies 30th annual Miniature show and sale on Saturday November 19th. Our theme this year was "Castles" was a successful show even though Mother Nature threw us curves with some crazy weather we still made the best of it and the show went on as planned.

Day of set up was busy. We had club members setting up and people who were exhibiting in and out, and vendors setting up. I believe we had over 150 exhibits this year. We want to thank Ginny Hierarch from Marion, Ohio for bringing her seven foot castle to display at our show. When you walked in the door that was the first thing you saw. Day of set up we also provided the vendors who came in early with a Pizza party and this year we added a cake to the menu for our anniversary show. Our Queen and Show Director Mary Barrett had a birthday the day of setup so we surprised her with a "Queen for the Day" birthday cake.

Day of the show balloons were in place, signs were up, vendors were all set up, and the doors opened. There was a steady crowd off and on despite the colder weather. The day of set up we

had record high warmer weather and then day of the show a polar opposite.

We had our club table which had multiple raffles, magazines and grab bags, and club members' handmade miniatures for sale.

TWIG 219 was there for all our food needs to fuel the shoppers in their shopping endeavors.



We had a vast array of vendors tables and was sold out.

NAME was there with information and some goodies to pass out.

Last year we gave away a bunch of unfinished cigar boxes with a stipulation that if you brought it back this year finished you would get in the show FREE. We had three who brought back finished boxes to display and were ecstatic with



the response and did the same again this year by giving out more cigar boxes.

Our club members all pulled together where needed to make this work. We also had members from the past show up to help and rejoined and a few other guests inquire about joining our club. We are open and always happy to welcome new members into our "MINI" family.

We saw a lot of smiling familiar faces and heard a lot of chatter and laughter.

With a little bit of rest and 2017 around the corner we will get our thinking caps on and start planning for the

— Continued on next page



Columbus Show and Sale

Continued from page 21

2017 show. It will be same location on November 18, 2017. We are also thinking having some workshops the day of setup next year so keep your eye out for more information on our Facebook page or our website at columbusminiaturesociety.org.

We at the Columbus Miniature Society look forward to seeing you at our 2017 show.

"Only through sharing can we really enjoy our treasures"



On The Cover:

*By Rosemary Shipman
Wenatchee, Washington*

Rosie is a very talented miniaturist that likes to use her souvenirs, tote bag favors, table gifts and mini exchange gifts in a scene as a memory of the event. Here she had used all the items she received from the 2016 National Convention that was held in Seattle. The theme was "Welcome to My Garden".

Seattle Souvenirs:
Fountain: by Lori Corral
Stained Glass:
by Barbara Sabia
Tulips in Can:
by Pat Richmond

Door/Bench was a kit from "Breakfast in the Garden" as was many of the flowers.



Rosie is also very generous to NAME. She was the chairman for the convention charity; Treehouse for Kids and a table hostess. She shared many of her creations in the exhibit room as well as donating houseparty helpers, door prizes, tote bag favors and much more. Rosie is always willing to help with what ever needs to be done.

Kung Fu, Tai Chi and Samurai Duel

By Ann Gee, Wickenburg, Arizona

I have been a pupil for over two years in Tai Chi. This is a replica of my instructors class room where he teaches Kung Fu and Tai Chi. I made this room box as a gift.

I also made the Samurai Duel as a gift to my instructor, he has them both displayed in his office.



Samurai Duel



First Annual Holiday Happenings

By Dorothy Henry, Wilmington, Ohio

Hickory Grove Studio Promotions (Dorothy and Bruce Henry) held the First Annual Holiday Happenings Dollhouse and Miniature Show on July 9th, 2016. We had 20 vendors and a NAME table to entertain the masses. Held at First Christian Church, Disciples of Christ, the show opened a door to many who had never seen a miniature show and had no idea what to expect. Were they surprised! A wonderful time was had by all with many asking if the show would be held again next year. That answer is a resounding YES!!! The date will be July 8th, 2017, 10AM to 4PM. There was a nice crowd for a first show

and a fine exhibit area that inspired many visitors. The church has a train display in the basement and this was open for part of the day. A special thanks goes to Junction Minis and the Columbus Miniature Society. Both clubs helped to support the efforts to make this show the success that we saw!!

A portion of the proceeds were donated to the FCC Youth Mission Trip for 2017.

Mark your calendars for the 2017 show. Information can be obtained by emailing hgs promotions3@gmail.com.





Scarecrow Cornhole Toss

By Jan Prescott, Moultonborough New Hampshire

The Scarecrow Cornhole was made to represent the early Cornhole Toss when the farmers would play at the end of the day using corn bags.

Today you may know the game as: Bean Bag Toss. General rules: Two teams with each using four bags. The bags left on board = one point and bags placed in hole = three points. The first team to reach 21 wins.

There are many versions of its origin but as Ohio is known for its strong German roots, it may be entirely-likely that German immigrants could have brought Cornhole to the United States thus lending credibility to the idea that Cincinnati began the spread of the game across the country.



Brothers Grimm

By Betti Brike, Slidell, Louisiana



Mistress Mary, Quite Contrary.

I made this book from a cardboard book form, using regular sized wall-paper for the covering.



Rumpelstiltskin & Fairy Tales

I made this book from a wooden kit





Rosie's Valentine

By Rosemary Shipman
Wenatchee, Washington

Starting with a papermache heart shaped box, Rosie turned it into a sweet 1/4" Valentine bakery.



Princess and the Pea

By Sheila LeQuia
past President of the Orlando
and Lakeland Clubs in Florida.

I finished my NAME DAY 2016 project. I made the bunk beds into a scene of "Princess and the Pea".



Making Beautiful Plants That Last

By Shirley Foisy, Norway, Michigan



Lupine, using three different punches.

By the time you are reading this, it will be the middle of winter and indoor gardening will be uplifting to those of us who are in the far north or snow belt regions of the country. And you have to admit this sure beats being outside with the bugs, getting sun-burned, and getting those old arthritic joints down on the ground and back up again.

Having just returned from Seattle, I thought that many of the attendees and those who could not attend might benefit from my plant making experience. With all the work we put into making a plant we certainly do not want it to become a faded / discolored piece of trash in a few years. This has happened to me and I threw away many plants because they looked terrible after a while.

I know many people use regular paper because it is so easy to find in so many colors. But I must warn you that plain paper has acid in it that will eventually discolor and exposure to light will fade the color resulting in all your hard work was wasted time. If any of you have old dollhouse wallpaper, you certainly know what has happened to it and the same thing will happen with your plants.


The first thing I look for if I happen to use any off the shelf paper is that it is acid-free or archival safe. Scrapbook papers are a fine example. They have to be acid free to preserve your photos. I have not had any flowers from scrapbook papers for an extended number of years, but they seem to be holding up fine so far.

My favorite paper for plant making is acid-free tracing paper. It is very thin and almost transparent. It is readily available at craft stores. By using this paper, you will have to paint it to the color you want your flower or leaves to be. I always make more than I need so I can add it to my reserve supply of papers for any future projects.

To paint your paper you will need a few basic supplies:

- Newspaper
- Foam Brush
- Water
- Paint
- Plastic Wrap
- Acid-free Tracing Paper
- A few small stones or something similar to weight the paper down.


Lay a few sheets of newspaper down and spread out some plastic wrap big enough to cover under your sheet of tracing paper. This prevents newsprint ink from bleeding through onto your tracing paper. Lay the tracing paper on top of the plastic wrap and weigh it down at the four corners because this paper will curl up when it gets wet. Now wet the foam brush and squeeze out only part of the water. Squirt some paint onto the brush and with quick strokes, brush across the paper. It's okay to go off the plastic wrap, that is why you have the newspaper there.



Acid-free tracing paper, right side painted

Don't be concerned if your paint looks streaky - especially if you are painting green leaves which tend to have lines on them. If you look at many plants the color is not totally uniform on the petals. Think of the plant you are going to make and paint the paper as heavy or light as the real flower looks. When your paper is dry it will have a translucent quality to it if your paint was applied thin or a more opaque quality if

your paint is thicker. Personally I like a bit of translucent quality because most flowers look better that way. The back side of the paper will show the color through in a more subtle shade just like the under side of a leaf or flower petal is paler than the top side.



The blue lupine flowers in the process of being made. Cup them using a stylus, some tight and some looser.

When you are ready to punch out your flowers, it is my preference to place a sheet of Cut-Rite waxed paper between each sheet of the painted paper. I don't use Dollar Store waxed paper because it is not waxed as good as Cut-Rite is. You will have to experiment to see how many sheets of paper punch well with the punch you are using. I have found anywhere from two to four sheets usually work well. Single sheets tend to have a raggedy edge and multiple sheets will have a crisper cut edge. The reason for placing the waxed paper between the sheets of painted paper is to be able to separate the flowers or leaves better after punching. If you just punch the painted paper, the sheets stick together and it is difficult to separate the punched petals.

Happy gardening.

The same punch that was used for leaves for the lupin is also used to make the white double daisy with yellow painted centers.

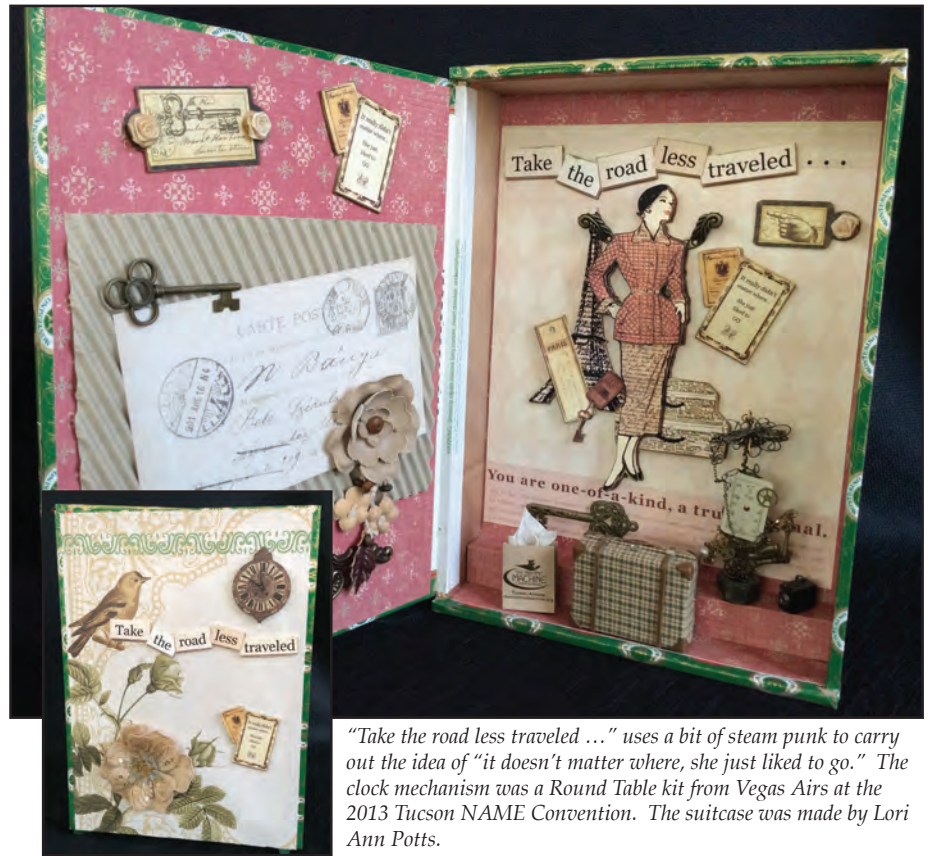


Cigar Box Vignettes

By Carol Hodgson, NAME Member, Emeritus Member of Madison Avenue Miniaturists, Indiana

Ever wonder what you can do with an empty cigar box? When it comes to miniatures, there are lots of ideas. First, think about what miniature items you have, want to make or purchase as you consider the size/shape of the boxes you have. The depth of the box is important if you decide you want to include furniture as I did with the desk, chairs and tables. As often as possible I incorporate the original trim/colors on the cigar boxes but either use dollhouse wallpaper or wonderful design paper from craft stores to cover the front/sides/insides. It's fun to add flourishes, artificial flowers, lace, etc. to finish the edges and compliment the wallpaper/design paper. I usually finish the floor with "carpet" or a rug plus base board. Also combining several scales is fun which you can easily do with these vignettes.

I've found cigar boxes at flea markets and garage sales. Of course, cigar and smoke shops usually have empty ones available for a dollar or two. So next time you want to create a wonderful vignette, use that cigar box.



"Take the road less traveled ..." uses a bit of steam punk to carry out the idea of "it doesn't matter where, she just liked to go." The clock mechanism was a Round Table kit from Vegas Airs at the 2013 Tucson NAME Convention. The suitcase was made by Lori Ann Potts.



Front of Box

The original trim of the cigar box, the unique design paper I selected and the box depth determined how I carried out the "writing" theme.



Inside Box

Front of Box



Cocktail napkins are often very beautiful. For the 3D images of the peacocks, I layered the image from three napkins. The blossoms are vintage decorations from the '60s back when they cost 10 cents at the local variety store.

— Continued on next page

Cigar Box Vignettes

Continued from page 28



Chrysnbon miniatures
always enhance a scene.

The complimentary
design papers tie the
cigar box sides together.



If you are doing a 3D effect, be sure and purchase several sheets of design paper. The 3D enhancement of the couple plus rounding the design paper around the back corners makes an interesting effect.



Themed design paper and 3D effect make
the miniature accessories pop inside the box.
Accessorizing any mini setting is an opportunity
to be creative and use assorted decorative items to
fit your creativeness.



This was just a fun box
to pull together using the
box's unique covering
and adding selected
design paper to enhance
the theme.

— Continued on next page

Cigar Box Vignettes

Continued from page 29



"It's a pretty thing" features two decorated mannequins and stylized dress forms on the wall. Layered images from cocktail napkins cover the front with ribbon and lace softening the edges of the outside and inside cover.



Design paper once again establishes the theme for the decorated mannequin. The framed photos on the table personalize this cigar box.

Thinking out of the Box

By Carol Hodgson, NAME Member, Emeritus Member of Madison Avenue Miniaturists, Indiana



Boxes can be so much fun to use to display our miniatures. They are great for you to enjoy but also to give as "memory" boxes for friends and family. And, best of all, they are easy to do and can be done quickly since often the paper on the box can be incorporated into your mini scene theme. Many of our craft stores carry beautifully decorated boxes. So, look at those decorated cardboard boxes in an all new light. Think "out of the box"!



When I found the "Flea Market" box I was ecstatic. It is a perfect venue to highlight some really special miniatures I'd had for years.

The front and side of the box have no embellishments added.

— Continued on next page

Thinking Out of the Box

Continued from page 30



As you can see I love decorating Chrysnbon mannequins. Here I have painted the stand gold and used a cocktail napkin to "wrap" the mannequin to blend with the box design.



"Paris" is a fun theme. I've incorporated a Paris street and hint of the Eiffel Tower through the window. Art work and a decorated Chrysnbon mannequin complete the mini vignette.



Decorating in black, grays and gold was an interesting challenge but the design paper set the tone for the box.



A book shaped box is perfect to highlight "the road less traveled" with a 1" scale bicycle and bicycle theme paper.

— Continued on next page

Thinking Out of the Box

Continued from page 31

This golf-themed box celebrates my husband's one and only hole-in-one.

I've turned the box so the lid holds the mini golf cart and his lucky ball.

Check out the one-inch scale shoes, clubs and ball in back of the box. I added "reduced" copies of his score card just for the record. Including a photo with his golfing buddies really personalizes it and sets it in time. Yes, he loves it and has it on his desk where he can see it every day.



When the round box and schoolhouse desk were given to me by a friend I was reminded of my first grade in a one-room school in Illinois. I covered the back and inside with theme design paper. A copied portion of my first grade report card is on back. Do you remember blackboards? What about those desks? It's 1946 and I'm starting school. The alarm clock is on the blackboard tray because the wall clock had broken. One day the older kids talked my brother into setting the alarm clock ahead an hour. Yes, we were excused an hour early that day and no one told on him. Several of my childhood books are stacked underneath including "The Little Engine that Could". A mini version is on the floor inside.



Third Annual Race to benefit NAME 2017 "Soapbox Derby"

**Rev Up Your Engines.....
All For the Love of NAME!**

So, here we go again. Ducks, check. Tortoises and hares, been there, done that. Now get ready for a new twist. Soapbox derby racers! Why not? After all, what better to race than an actual racer. So what is the interesting twist this year, you ask? You are truly going to be the designer of your own jalopy this season.

For your usual \$25 donation you will receive a "Soapbox Racer" kit in your choice of sizes (display not included). You will be getting these early this year, so you will have time to build, glue, sand, construct, paint, stain, bling....whatever you would like to do. Then, you can post your lovelies on the NAME Facebook page, or on the NAME website, or both. Share your talent with everyone! Or, if you are a slacker like me, I suppose they could live with their other kit friends, but think of the fun we could all have by sharing our skills.

There will be great prizes again this year, and we will again have a prize for the person whose racer finishes dead last. So don't say I can't play because I always lose, because as a loser, you could be a winner!

The winners will be drawn on Sunday, May 28, 2017, which just happens to coincide with the running of the Indianapolis 500, a different race but a race none the less.

If you have questions please contact me, Kim Wood, at gwood14@att.net or at 317-502-6961. Remember, there is nothing wrong with buying an entire fleet or stable of racers; this just ups your odds of winning. Vroom, vroom!

Race Day is Sunday, May 28, 2017




Please make a generous donation to NAME by joining in the third annual race.

Your donation is 100% tax deductible under NAME's 501(c)3 Non-Profit IRS guidelines.

NAME depends upon the generosity of
members like you.

We hope to see you at the Race!



Hurry . . . Race Day is May 28th.

2017 NAME "Soapbox Derby"

• Order Form •

Make Checks Payable to: NAME 2017 Soapbox Derby
Proceeds to benefit NAME, the National Association of Miniature Enthusiasts.



I would like the following soapbox derby racers:

_____ 1/4" scale kit at \$25 each = \$ _____

_____ 1/2" scale kit at \$25 each = \$ _____

_____ 1" scale kit at \$25 each = \$ _____

Name _____

Street _____

City _____ State _____ Zip _____

Telephone () _____ Cell _____

E-mail _____

☐ Check enclosed for \$ _____. ☐ Charge my credit card for \$ _____.



If you wish to charge your donation you must complete the following:

PayPal: send your payment to name@miniatures.org

Name on Card _____

Account Number _____ Expiration _____

Signature _____

You can call the office at 317-571-8094 to give credit card number, too. *Let the excitement begin!*

You may fax the order form to the NAME office (317) 571-8105 or scan this form and attach it to an email to gwood14@att.net

Please return completed form to:

NAME 2017 Soapbox Derby, c/o Kim Wood, 10569 Georgetown C., Indianapolis, IN 46234

DEADLINE: MAY 26, 2017

• NAME 2017 Hallmark Ornament Contest •

NAME invites you to enter the bi-annual Hallmark Ornament Contest. Hallmark ornaments have inspired many miniaturists to use them in other than the traditional manner. They are available year round and come in seemingly endless designs, shapes and sizes.

This contest is a way to inspire our NAME members to utilize them in scenes, vignettes and displays, utilize their individual creative talents and share the results with other miniaturists while achieving recognition for their creativity.

Rules of Hallmark Ornament Contest

- Entrant must be a NAME member.
- Only **authentic** Hallmark Ornaments (no limit) may be used within the individual scene or vignette, and **must not be** altered, replicated, copied, or miniaturized in any way (the hanger may be removed).
- Any Hallmark ornament may be used in both current or past versions or any theme.
- The ornament(s) must be the focal point of the scene or vignette.
- There is no size or scale limitation on the scene or vignette.
- Limit of one (1) entry and two (2) photos (digital or photo prints) of the entry per member.
- **Do not** send the scene or vignette—only send photos.
- Pictures and forms may be submitted electronically (email) or by mail and are not returned to the member.
- Late entries will not be considered for the contest.
- Entries are to be the creation of the entrant only, (except for the ornaments used) ie entries using items created by someone other than the entrant will be disqualified.
- The entry should have been created within the past two years.
- No prior winning entry may be submitted.
- Judges' decisions made from photo submissions are final.

Hallmark Ornament Contest Prizes

1st Place:

- \$50 NAME Merchandise gift certificate
- NAME T-shirt (1)
- Submission of winning photo to the *Miniature Gazette* for publication in a future issue.

2nd Place

- \$25 NAME Merchandise gift certificate
- NAME T-shirt (1)
- Submission of winning photo to the *Miniature Gazette* for publication in a future issue

3rd Place

- Select NAME merchandise item (1)
- Submission of winning photo to the *Miniature Gazette* for publication in a future issue.

Timeline

Create before May 30, 2017 This contest will be held only during the Odd Years (2017, 2019, etc)

Send May 2017 Application to:
Luci Hanson

Electronically by May 30 midnight
or Mail Received by May 30
midnight
hansonminis@me.com
Luci Hanson
5531 Riverbanks Road
Grants Pass, OR 97527

May 30 – Application Deadline

Photos, applications and releases must be received by May 30.

May 31 – Photos received after May 30, 2017 will not be included in the contest for the current year. They may be submitted in a subsequent contest.

June 1 – Judging

Photos will be disbursed to the judges June 1.
Judges will return their selections no later than June 15.

July 1 – Winners Announced

- Judges will be informed of the results.
- Winners' names are submitted to the NAME Office. The office will mail the gift certificate(s) and NAME merchandise to the member.
- Winners of the contest are announced, (1) to the participants, (2) posted on the NAME website, (3) the Online Region group, (4) NAME Facebook, (5) NAME eNewsletter and the NAME Blog.
- An article and photos will be submitted to the *Gazette* on July 15 for the Nov/Dec issue. If you have any questions about the contest, please contact Luci Hanson (hansonminis@me.com).
- Winners will be interviewed for more information regarding their entry and how it was created.

NAME 2017 Hallmark Ornament Contest

• Application •

Name _____

Address _____

City _____ State _____ Zip _____

Telephone () _____

E-mail _____

Title of Submission: _____

Hallmark Ornament(s) Used: _____

Year(s) of issue: _____

Any other comments or descriptions? _____

• Release Form •

*I give permission for the following information to be put in NAME publications and on the NAME website or Blog.
The signature below releases NAME from any liability that may arise.*

Name: _____

City/State _____

NAME Region _____

Check the *Miniature Gazette* or <https://miniatures.org/regionalinfo> to find what region you belong to.

☐ **One** Photo of Hallmark Contest Entry attached (email or snail mail)

Signature _____ Date: _____

To participate you must return the application and release form to:
Luci Hanson 5531 Riverbanks Road, Grants Pass, OR 97527 • hansonminis@me.com

Deadline: Received by May 30, 2017

2017 NAME Day Guidelines

NAME Day 2017 The Bedroom Part II: Armoire/Dresser October 7, 2017

The purpose of NAME Day is to unite and involve all NAME members by doing the same project on the same day at different locations throughout the US and internationally. Participation in an event may occur in clubs, locally, statewide, regionally, or online. Information will be in the NAME Miniature Gazette to encourage all NAME members' participation.

• Dates •

As a way to kick off International Dollhouse and Miniatures Month, NAME Day will be on Saturday, October 7, 2017. Expanded events (or areas with conflicting dates) should occur as close to this date as is reasonably possible.

• Project •

All events will center on the same project. Plans for the armoire/dresser will be provided in 1", ½" and ¼" scale. Some cutters will produce kits for 1/144" scale.

NOTE: For those who might not have gotten the previous bunk bed, these will be available in order to complete the set.

1. This event is for NAME members and NAME clubs only. Non-NAME members should be encouraged and invited to join NAME so they can participate in this event. All efforts should be made to include ALL NAME members in an area. Events could be held locally, statewide, regionally, or online. Clubs might get together with other clubs; smaller groups of individuals in remote areas could meet in someone's home. Whatever the size of the event, the goal should be to welcome and invite all members. Event sponsors are encouraged to work with their State Representatives and Regional Coordinators to connect with members in their area and for support/ assistance in planning their event.
2. Local event committees will determine their theme, accessories, length of the event (one day, mini weekend, etc.), and costs.
3. Insurance is available through the NAME office for events sponsored by a NAME Club and held in public

locations in the US. Sorry, not applicable in Canada. The form is available online. Insurance requests must be filed with the NAME office by August 1, 2017.

4. We encourage participation from NAME shop owners and members. If a shop/shop owner is a NAME member, he/she may sponsor a NAME Day event BUT participation is limited to NAME members only.
5. Fees are to be set locally with all efforts made to keep costs low and reasonable. Because NAME is a non-profit organization, any profit from your event must be used for educational or charitable purposes. Please also remember that we are a part of a national organization and it would be nice if you could find a way to make a financial donation to NAME. You could add a few dollars onto your registration fee, plan some type of a fundraiser for NAME such as selling tickets for donated "helper" prizes, or donate a portion of your event profit to NAME. This is not a requirement, but any donations are always appreciated.
6. To receive an informational packet and sample armoire kit in the scale you plan to offer for your event, please contact Ruth Heisch, 2017 NAME Day Event Coordinator.
7. To register your event, please contact Ruth Heisch, 2017 NAME Day Event Coordinator at:
Ruth Heisch
7197 Wooded Lake Dr.
San Jose, CA 95120
grouchybeartoo@aol.com
(408) 997-1004
There is an Event Application Form, found online or you can obtain it from Ruth.
8. In order to have your event listed in the July / August NAME *Miniature Gazette* your event must be registered with Ruth Heisch, by April 1, 2017. Once your information is received, it will be listed on the NAME website in a timely manner.
9. This event is to be a armoire / dresser. Individual event sponsors will determine themes. The basic design should be the armoire / dresser project. It may be enhanced with embellishments, but the project needs to remain close to the armoire /

dresser presented. If you are making changes to the design, please submit to Barbara Thornton-Hill, bathca@gmail.com for committee approval.

10. Kit Cutters Needed: If you are interested in being on the NAME list of cutters, please contact:
Barbara Thornton-Hill
bathca@gmail.com (530) 265-5704.
We will send you a form for the application and information to be listed.
11. Kit cutters, Regional Teams, and event planners may not sell the armoire / dresser kits as fundraisers after the event. This is a one-time project, special for the 2017 NAME Day, and is like a souvenir at a Houseparty or Convention. Since this is a special event, we ask that the kits not be manufactured after October 12, 2018. Kits that are left over may be sold to NAME members. **The exception to this is that previous year's pieces will be available for those who may not have gotten the complementary pieces.**
12. Event sponsors are asked to place their orders with the kit cutter of their choice as soon as possible to allow sufficient time for the production of kits. To ensure delivery in time for your event, the cutoff date for ordering kits is August 15, 2017. Shipping dates for the continental United States will begin August 31, 2017. Shipping dates for Alaska, Hawaii and internationally will be mutually determined between the event sponsor and kit cutter.
13. Following your event, please send photos and event highlights to Pat Frost
16009 SE 179th St.
Renton, WA 98058 frostpl@aol.com
so they may be shared online and in the NAME *Miniature Gazette*.



Open with open drawers.

You've discovered NAME...
 ...now share the excitement with friends, relatives and fellow miniaturists.
 Pass along this Membership Invitation and ask them to come

Join us for the Fun of it!

- The *Miniature Gazette*, NAME's member magazine (semimonthly).
- Regional newsletters highlighting local events and projects.
- The opportunity to attend National and Regional Houseparties (conventions).
- Certificate of Membership and Membership Card.
- Discounts from various manufacturers, dealers and show promoters.
- A network of over 5,000 miniaturists to share with and learn from.



Membership Dues - effective June 1, 2016

(All memberships are non-refundable)

	<u>Individual Member</u>		<u>Family Member</u> (Must reside at the same address as the individual member) U.S.	<u>Youth and Student Member</u> <i>Student Membership - Age 18-25 studying at a recognized college/university.</i>
	U.S.	Foreign		
One Year	<input type="checkbox"/> \$45.00	<input type="checkbox"/> \$47.00 (US)	<input type="checkbox"/> \$14.00	<input type="checkbox"/> \$22.00
Two Years	<input type="checkbox"/> \$73.00	<input type="checkbox"/> \$79.00 (US)	<input type="checkbox"/> \$23.00	<input type="checkbox"/> \$39.00
Three Years	<input type="checkbox"/> \$100.00	<input type="checkbox"/> \$113.00 (US)	<input type="checkbox"/> \$34.00	<input type="checkbox"/> \$56.00
Life Membership	<input type="checkbox"/> \$750.00			

Membership Application

Name _____

Street Address _____

City _____ State _____ Zip _____

Telephone () _____

Email _____

Family Member's name _____

Referred By _____

☐ Please check this box if you don't want your personal information used in the *Miniature Gazette* or given to other NAME members. NAME DOES NOT give or sell membership lists for business or commercial use.

Amount enclosed \$ _____ ☐ Check ☐  ☐ 

Credit Card Number

--	--	--	--	--	--	--	--	--	--	--	--	--	--	--	--	--	--	--	--

Expiration Date

--	--	--	--



 Signature required if charging membership

Mail to: NAME • PO Box 69 • Carmel, IN 46082

1-800-571-6263 • (317) 571-8094 • Fax: (317) 571-8105 • Website: www.miniatures.org

NAME's Business Partners

Cascade Miniatures

Luci & Dick Hanson
5531 Riverbanks Road
Grants Pass OR 97527
541-479-2354
hansonminis@me.com
www.CascadeMiniatures.com
*Roomboxes, display cases & Electrify.
Dealer & Manufacturer*

DBJ Miniatures

PO Box 1553
Chino, CA 91708
909-984-4354
dbjminiatures@verizon.net
www.dbjminiatures.com
*Dollhouse Furniture and Accessories
Internet Store*

HanaMini.com

Hong McKinsey
505 Cypress Point Drive #130
Mountain View, CA 94043
408-766-4647
info@hanamini.com
www.hanamini.com
*Dealer, Distributor, Manufacturer
& Internet Store*

Harville Productions Miniature Shows

Terry Harville
4600 N Chatham Drive
Bloomington, IN 47404
949-357-7412
harvilleproductions@outlook.com
www.harvilleproductions.com
*Show Promoter
Specialty: Miniature Show Promotion*

Hobby Builders Supply/ miniatures.com

2388 Pleasantdale Road
Atlanta, GA 30340
1-800-223-7171 • 770-242-1497
hbs@miniatures.com
www.miniatures.com
*Dollhouses & Accessories
Mail Order & Internet Store*

IGMA

PO Box 629
Freedom, CA 95019-0629
1-800-711-4462
1-831-724-8605 fax
www.igma.org
info@igma.org
Membership organization

Kreative Acrylics

Bruce Krietzman
6174 Olson Memorial Highway
Golden Valley, MN 55422
763-231-0385
bruce@kreativeacrylics.com
*Custom acrylic display cases,
gluing jigs and risers*

Lockwood Tower Miniatures

Grace J. Whitlock
6 Huckleberry Rd
Redding, CT 06896
203953-1110
grace@lockwoodtower.com
www.lockwoodtowerminiatures.com
*Fine Artisan Furniture,
Animals and Estate Miniatures
Dealer, Internet Store, Mail Order,
manufacturer, shop*

Mainly Minis, Inc.

129 Main St.
Tupper Lake, NY 12986
518-304-1342
866-445-7745
minis@dollhouseminiatures.net
www.dollhouseminiatures.net
Full Line of Miniatures, Internet Store

Martin's Miniature Marketplace

David & Mary Martin
8956 N Hometown Road
Smithville, OH 44677-9742
330-641-1400
contact@martinsminiaturemarketplace.com
www.martinsminiaturemarketplace.com
*Dealer, Manufacturer & Internet store
Product Specialty: Dollhouse miniatures,
scale miniature kits, custom display cases,
laser cutting*

Miniaturia Unlimited

PO Box 42, Ferndale, FL 34729
267-684-6276
show@philadelphiaminiaturia.com
www.philadelphiaminiaturia.com
Orlando Miniaturia
www.orlandominiaturia.com
Show Promoter

Raggedy D's Miniatures

PO Box 357506
Gainesville, FL 32635
352-472-6315
RAGGEDYDS@aol.com
www.raggedyds.com
*Food, porcelain dolls and clothing.
Show dealer, internet store*

Real Good Toys, Inc. Dollhouse Factory Outlet

10 Quarry Street
Barre, VT 05641
1-866-524-0222 toll free
or 802-477-6464
email: Jodi@realgoodtoys.com
www.realgoodtoys.com
Open: Mon-Thur 9am-4pm, Fri 9am-5pm
*Dollhouses & accessories
Manufacturer, online store, factory outlet*

Showcase of Miniatures

Ruth Heisch, Chairman
7197 Wooded Lake Drive
San Jose, CA 95120
408-997-1004
Grouchybeartoo@aol.com
http://goodsamshowcase.miniature.net/
Show Promoter

Small Talk Miniatures

Jan Ronning
627 Colby Ave
Everett, WA 98201
425-259-3791
jmronning@comcast.net
*Handmade wicker furniture & baskets
Dealer*

S P Miniatures

Carol Singer
PO Box 733, Hightstown, NJ 08520
609-902-8968
SPminis@comcast.net
www.SPminiatures.com
*Artisan Representative
Dealer, Mail Order, Internet Store*

Wonders In Miniature Promotions

Shelly Norris
9040 N County Rd 19
Fort Collins, CO 80524
970-420-3528
Shelly.Norris@gmail.com
http://wondersinminiaturepromotions.
weebly.com/
*The Promotion of online multi vender Dollhouse
Miniature Shows.
Dealer, Shop, Show Promoter*

Woolytales Miniatures

Patricia Cabrera
945 Horne Road
Peachland, NC 28133
704-221-7846
Woolytalesminiatures@gmail.com
www.woolytales.com
*Handmade domestic, wild, and farm animals
Internet store*

MINIATURE SHOP DIRECTORY

The shops highlighted below in color give a 10% discount to NAME members.
When you stop by, mention that you are a NAME member and be prepared to show your membership card and remember to thank them for all they do.

REGION N-1

Arizona

Auntie Em's Miniatures

5625 West Glendale Ave
Glendale, AZ 85033
623-435-0783
auntieems@cox.net
10:00am-5:00pm Monday-Saturday

Southern California

Ms. Pegg's Place

5063 Cass Street
San Diego, CA 92108
(858) 483-2621
Wed-Thurs 5pm-8pm, Friday 12-5
Sat 10-5, Sun 11-5, Mon-Tues Closed

REGION N-2

California

Dollhouses, Trains and More

300 Entrada Drive
Novato, CA 94949
415-883-0388
M-F 10:00-6:00pm
Sat-Sun 10:00-5:00pm
support@dollhouses-trains-more.com
www.dollhousetrainsmore.com

Shellie's Miniature Mania

732 Laurel St
San Carlos, CA 94070
650-593-4921 • Fax: 650-593-4985
Tues-Fri 10:30-5:30, Sat 10:30-5
www.shelliesminis.com
Shelliesminis@msn.com

The Elegant Dollhouse

1120 Fulton Avenue
Sacramento, CA 95825
(916) 484-0411
Fax: (916) 484-0412
Open 7 days
www.elegantdollhouse.com
elegantdollhouse@aol.com

REGION N-3

Idaho

Creative Gifts & Miniatures

3314 North 5th Street
Coeur d'Alene, ID 83815
208-699-4187
Ministuff33@aol.com
Mon-Sun 12-5 or by appointment

Washington

Bobbi Jo's Miniatures

2804 South Needham
Spokane Valley, WA 99037-9007
509-928-0881 or 509-928-5052
Monday-Saturday 10:30-5:00 pm
No email or website

CJN Miniatures

9675 Firdale Ave
Edmonds, WA 98020
206-406-9741
connie@cjinminiatures.com
www.cjinminiatures.com
Tues-Sat 10:30-5:30 or by appointment

REGION A-1

Iowa

Dollhouse Dreams

820 Ave G
Fort Madison, IA 52627
319-372-0599 or
toll free 1-877-875-6500
Brenda@dollhousedreams.com
www.dollhousedreams.com
Mon-Sat 9-6

Missouri

Alice's Tea Room Through the Looking Glass Miniature Shop & Museum

329 South Main Street
St. Charles, MO 63301
636-946-0505 or 636-946-0026
636-946-0737 Fax
Mon-Sun 11-5

Miniature Museum of Greater St. Louis

4746 Gravois Ave
St Louis, MO 63116
314-832-7790
W-Sat, 11 am-4 pm; Sun 1pm-4pm
FZerb@aol.com
www.miniaturemuseum.org

REGION A-2

Montana

On A Smaller Scale

805 16th St West
Billings, MT 59102
406-259-0692
10:00-6:00 Tues-Sat.
smscale@bresnan.net

REGION A-3

Indiana

Museum of Miniature Houses and Other Collections

11 E. Main Street, Carmel, IN 46032
(317) 575-9466
Wed-Sat 11-4, Sunday 1-4
mmhaoc@gmail.com
www.museumofminiatures.org

Kentucky

Miniatures Store at The Dollhouse Museum

344 Swope Drive
Danville, KY 40422-2630
859-236-1883
Tuesday-Saturday 11-5
Lori@TheDollhouseMuseum.com
www.TheDollhouseMuseum.com

Mini Mansions

4759 State Route 54
Owensboro, KY 42303
270-485-2470 Appointment only
www.minimansions.com
ruth@minimansions.com

Nancye's Dollhouse & Miniature Shoppe

1860 Mellwood Ave #174
Louisville, KY 40206
502-714-8559
Johnson.nancye@gmail.com
https://www.facebook.com/
nancyesdollhouseshoppe
Wednesday-Saturday 10-4

The Jot & Tittle Dollhouse

372 Shadow Ridge Drive
Cold Springs, KY 41076
859-816-8707
Hours by Appointment
jotandtittle51@hotmail.com

Ohio

Dolls and Minis

8068 Columbia Road
Olmsted Falls, OH 44138
440-647-1519
www.dollsandminis.com
dollsandminis@zoominternet.com
Tues - Sat 10am - 6pm

Junction Hobbies & Toys

7379 Squire Ct
West Chester, OH 45069
513-898-8078
Mon-Sat 10-6pm, Sunday 12-6pm
doeters@enterainmentjunction.com
www.enterainmentjunction.com

The Miniature Cellar

12652 West Geauga Plaza, Unit A
Chesterland, OH 44026
440-729-6464
minicellar@sbcglobal.net
www.miniaturecellar.com
Tues-Sat 10-5, Sun Noon-5
Closed on Monday

REGION M-1

New York

D. Thomas Fine Miniatures

Darren Scala
579 Warburton Ave #6
Hastings-On-Hudson NY 10706
914-381-9871
dthomasfineminatures@gmail.com
www.dthomasfineminatures.com
Opening Fall 2014

Pennsylvania

Trishie's Tiny Treasures

66 Robert St
Nanticoke, PA 18634
570-735-1622
Wed 4:00-8:30 & Sat 10:00-2:00
other times by appointment
pbienk@aol.com

Volant Miniature Shop

310 Main St.
PO Box 164, Volant, PA 16156
(724) 533-5824
11:00-4:30 Mon-Sat, 1-4:30 Sunday
volantminishop@gmail.com
www.volantminiatureshop.com

REGION M-2

Maine

BlueJacket Shipcrafters

160 East Main Street
Searsport, ME 04974
207-548-9970
info@bluejacketinc.com
http://www.bluejacketinc.com/
8-4 M-F Winter, 9-5 M-S Summer

Studebaker Miniatures

Bill and Barbara Studebaker
13 Maverick Street
Rockland, Maine 04841
Tel: 207-593-7039
540-454-5510 (cell)
540-454-2102 (Bill)
Open by Appointment
studio@studebakerminiatures.com
www.StudebakerMiniatures.com

New Hampshire

Earth and Tree Dollhouses & Miniatures

276 State Rt. 101, Unit 1
Amherst, NH 03031
1-877-801-8707
Mon-Sat 10-5, Sunday noon-5
staff@earthandtree.com
www.earthandtree.com

Vermont

Real Good Toys Dollhouse Factory Outlet

10 Quarry Street, Barre, VT 05641
802-477-6464
Monday-Thursday 9-4, Friday 9-5
Jodi@realgoodtoys.com
www.realgoodtoys.com



MINIATURE SHOP DIRECTORY

REGION E-1

Maryland

A Little Something Special

108 East Baltimore Street
(inside Valley Antiques & Uniques), Funkstown MD 21734
301-991-3069
SpecialMinis4u@aol.com
www.facebook.com/ALittleSomethingSpecialMD
Mon-Sat 10am-5pm, Sun. noon - 5pm

Forever Friends Dollhouses and Miniatures

Ruth Dubois
2105 Bishops Castle Drive
Olney, MD 20832
301-774-3037
forever.friends@verizon.net
foreverfriendsminis.com/shop
10-4 most days.
Closed Wednesday and Thursday.
Suggest calling to be sure we are in the shop.

Virginia

Tammy's Heirlooms

703-626-0456
info@tammysheirlooms.com
www.tammysheirlooms.com
Online Shop

Lilliput's Dollhouse Shop

3167 Lauderdale Drive
Richmond, VA 23233
804-285-8484
vadollhouses@gmail.com
VADollhouses@gmail.com
www.Virginia-Dollhouses.com
See website for hours

REGION E-3

Florida

Ron's Miniature Shop, Inc.

751 West Colonial Drive
Orlando, FL 32804-7343
407-841-9333
Mon-Sat 10-4
ronsminiatureshop@att.net

Georgia

Miniature Designs

3555 Lawrenceville Hwy
Lawrenceville, GA 30044
770-923-8500
Mon-Sat, 10-6; Th 10-7:30, Sun, 12-5
dollhouses@miniaturedesigns.com
www.miniaturedesigns.com

North Carolina

Gina's Originals

2105 Thornblade Drive
Raleigh, NC 27604
919-395-6745
Gina1953@live.com
Hours 10-9

Spencer Doll and Toy Museum

108 Fourth Street
Spencer, NC 28159
704-762-9359
spencerdollandtoymuseum@gmail.com
www.spencerdollandtoymuseum.com
Thursday-Saturday 10-4
Adults \$5, Seniors & Students \$4

CANADA

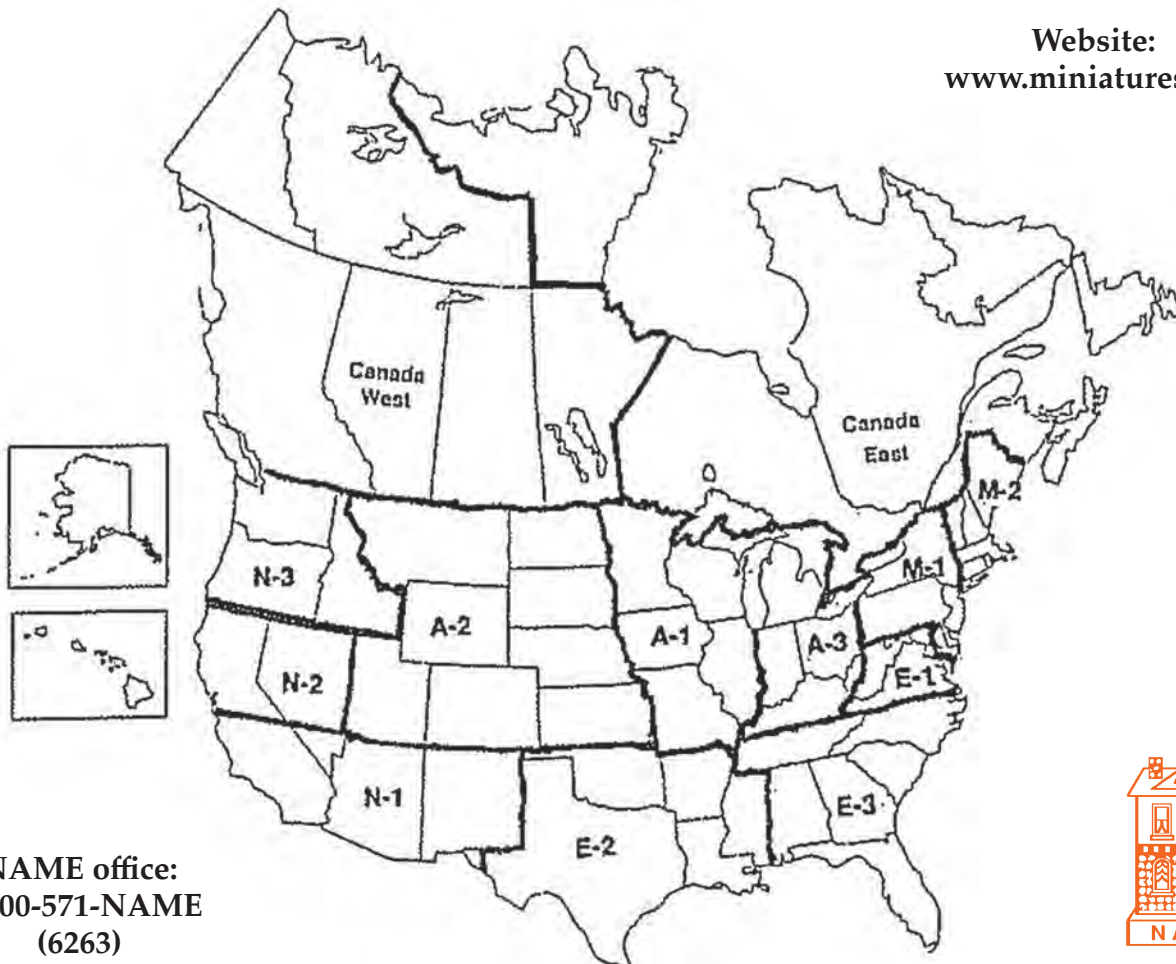
A Dollhouse Shoppe

23 Main Street
PO Box 317
Grand Bend, Ontario
Canada N0M 1T0
519-238-8312
catherine@adollhouseshoppe.ca
http://adollhouseshoppe.ca
Winter: Tuesday-Saturday 10-5
Summer: Monday-Sunday 10/5



NAME REGIONAL MAP

Website:
www.miniatures.org



NAME office:
1-800-571-NAME
(6263)



NAME PROMOTERS

Thanks to the following shows and promoters for providing NAME a complimentary table.

May 2016

Dani Muckleroy
Texas Miniature Showcase
Dallas, Texas

3 Blind Mice Show
Linda Frye
Ann Arbor, MI

June 2016

Leslie Flint
Stockton, CA

July 2016

Holiday Happenings
Bruce and Dorothy Henry

August 2016

Shelly Norris • Online Show
A Mini Miniature Show
<http://aminiminiatureshow.weebly.com>

3 Blind Mice Show
Linda Frye
Dayton, Ohio/Fall Chicago

Miniature Show
Chicago, IL
Tom Bishop

September 2016

Molly Cromwell Presents
McLean, VA

Diane Walters • CHAMPS
SF Benioff Children's Hospital Oakland
El Cerrito, CA

October 2016

Good Sam Showcase of Miniatures
San Jose, CA • Chair: Ruth Heisch

NAME Day
By Small Design
Sacramento, CA

Pat Bennet
Portland, OR

November 2016

Philadelphia Miniaturia
Cherry Hill, NJ
Promoter: Kim Sher

Kimberley Feys
Washington Christian Holiday Bazaar
Washington Christian Academy
Olney, Maryland

Columbus Miniature Society • C-119
Columbus, Ohio
www.columbusminiaturesociety.org

Wee 'c' Miniature Club
Wlk Grove Village, IL
Faye Machala

• IN MEMORY •

Dean Jensen

Dean Jensen a friend to all miniaturists died January 17, 2017 as a result of Bell's Palsy and Diabetes. He was 73 years young. His miniature group was the highlight of his life and could tell many stories about his years in miniatures.

After being involved with model railroading, on and off, for most of his life he attended his first miniature show in 1980 when a woman he worked with drove him to a show. He made a couple of pieces for her, then started making 1" scale furniture as a hobby. In 1982 he began selling a few pieces under the name "... in Miniature" and began making toys in 1" scale. By 1983 he had turned his living room into a work room with all the Anker Tools lined up against one wall, which filled the shag carpeting with sawdust. In 1984, Carole and Anker Rasmussen gave him the opportunity to move to Oregon and start Rainbow Design. At first he was working full time with Anker manufacturing making their power tools for miniaturists, and working on miniatures nights and weekends. As the years passed he began working less on the

tools and more on miniatures. With the encouragement of Georgia Matuschak and Sue Herber he began working in 1/4" and smaller scales in 1988. He felt very fortunate to have been given the opportunity to make souvenirs for the Seattle National Houseparty in 1985, San Diego Regional in 1987, Burlingame California Small Scale Houseparty in 1990, Portland Regional in 1991, Phoenix National in 1991, Sacramento Small Scale in 1995, Portland Regional in 1996 and the Baltimore Small Scale in 1999. In April of 2000 he retired from miniatures when his health became poor. He had moved to Dallas Oregon, but kept up with many miniature friends until his passing.

His Niece gave us this information and stated, "Dean was very proud of his work and rightfully so". He will be missed.

If anyone would care to donate something, big or small, in Dean's memory please donate to "NAME" personally. The family would be honored and so would Dean.

— Submitted by Anker and Carole Rasmussen, Estella Virgin & Dolly Wyttenberg

Donna Jean Johnson

Donna Jean Johnson, 88, of Glendale, Arizona, passed away on January 5, 2017. Donna was born in Stambaugh, Iron County, Michigan on October 31, 1928. A beloved Sister, Mother and Grandmother. She is survived by her daughter and son-in-law, Gail Ivey and John Ivey, older brother and sister-in-law, Dwight Bishop and Adelaide Bishop, grandsons, Tyler Ivey and Tobias Ivey, and nieces, Andrea Bishop and Alisa Bishop. She was preceded in death by her parents, Lois Catherine Wright and Alfred E. Bishop, and her husband, Richard Earl Johnson.

Donna was an animal lover and a miniature enthusiast who enjoyed creating doll houses in 1/4" scale. Donna was a long time NAME member and loved attending the annual conventions around the United States over the years. She also enjoyed making and donating gifts for the raffles and party favors. — Submitted by Gail Ivey

Miniature show and sale events are listed in the calendar section free of charge as space permits (limit 10 lines). Please confirm show dates with promoter before traveling. Send information to Dorothy Hansen, Gazette Editor, PO Box 1285, Monroe WA 98272-4285. Email: MiniGazette@aol.com Display advertising available, call or write for rate sheet.

Deadlines

January/February:	October 1
March/April:	December 1
May/June:	February 1
July/August:	April 1
September/October:	June 1
November/December:	August 1

• 2017 • MARCH 2017

March - Wednesdays • Yuma, AZ

Tour The Loop. When visiting Yuma, Arizona, tour studios with a variety of original art, crafts, collectibles, Fussy Frills, birdhouses, yard art and Susan's Miniatures. Travel the loop and find your very own treasures. Take 14E, turn left on Fortuna Palms Loop. We are open in March on Wednesdays from 10:00 to 2:00. We are snowbirds who spend the winter in Yuma. If you come on another day, call Susan Shinn, 406-546-6319. I will be happy to open up and share my studio full of handcrafted miniatures.

March 3 & 4 • Pittsburgh, PA

3 Blind Mice Dollhouse & Miniatures Show. Comfort Inn & Conference Center, 699 Rodi Road. First 100 people get a Free gift each day wheelchairs and strollers welcome Info: Linda Frye 407-397-0852 lindafrayeminis@gmail.com www.3blindmiceshow.com

March 3 & 4 • Atlanta, GA

Atlanta Miniatures Show - New Location, DoubleTree by Hilton Atlanta Northlake, 4156 LaVista Rd., Tucker. Saturday, March 4, 10am-4pm. Adults \$8, Children under 12 \$4 (No Strollers) Exclusive Preview Show & Sale. Friday, 7pm-9:30pm. Preview Admission \$15. - Includes Hors d'oeuvres Party from 6:30-7, Early Buying Privileges and 2 Day Admission Tickets available at door. Info: Tom Bishop, 10528 Oak Meadow Lane, Lake Worth, FL 33449 (561) 434-6622 Fax: (561) 434-6159 E-mail: BishopShow@aol.com Web: www.BishopShow.com

March 4 • Sarasota, FL

Mini Spring Cleaning Flea Market. 10am - 3pm. Knights of Columbus Hall, 4880 Fruitville Rd., Sarasota, Florida Admission Fee: \$5. Info: Jill Castoral or Pat Holstrom 941-355-3525 or 941-377-4804. 6320 Uplands Blvd., Sarasota, FL 34243. Email: jillcastoral@verizon.net Website: jillcastoral.com

March 4 & 5 • Seattle, WA

Seattle Miniature Show. 50+ dealers, 1:12 scale or smaller, suitable for dollhouses, vignettes and room boxes. 50 exhibits on display to vote on; children's classes; ATM on site; restaurant; almost free parking Hours: 10:00 am to 5:00 pm Sat; closes at 4:00 pm Sunday. DoubleTree Suites by Hilton-Southcenter, 16500 Southcenter Parkway, Tukwila, WA. \$7.00; children under 12 free. Info: Pat Bennett, 503-362-6012, PO Box 846, Salem, OR 97308. Email: PatBennett@SeattleMiniatureShow.com Website: www.SeattleMiniatureShow.com

March 11 • Boca Raton, FL

Les Petits Collecteurs of South Florida will hold their Dollhouse Miniatures Show and Sale on Saturday, March 11, 2017 from 9:00 A.M. to 3:30 P.M. at the Boca Raton Community Center, 150 N.W. Crawford Street. Adults - \$5.00 and Under 12 - \$2.00. Many fine dealers, large exhibit room featuring the theme It Takes a Village, free Make It and Take It Demos, raffles, and lunch facilities. Pre-registered workshops Friday, March 10, 2017. We

support Kids in Distress, AVDA, and NAME. Website: <http://sites.google.com/site/lespetitsclub>

March 25-26, 2017 - New Castle, DE

40th Annual First State Mini Club Show and Sale. New this year: two workshops offered on Saturday the 25th. Show and Sale 10 AM- 4 PM on Sunday March 26th. Clarion Hotel "The Belle", 1612 N. DuPont Hwy, New Castle, D 19720. Adults \$5, Children under 12 \$2.50, Seniors \$4.50. www.firststateminiclub.org email info@firststateminiclub.org

March 26 • Sacramento, CA

Join us for Public Day for the Sacramento, California Houseparty ABCs of Miniatures. The DoubleTree by Hilton Hotel Sacramento, 2001 Point West Way, Sacramento The Sales room and Exhibit Room are open to the public on Sunday, March 26th from 11:30AM - 3:30PM. Admission is free but there is a charge for parking - \$4.00/day. The Hospitality Room will be open and we will have free make n take kits available. A Silent Auction will be available on public day.

APRIL 2017

April 8 & 9 • West Chester, OH

20th Annual Miniature Society Of Cincinnati Show and Exhibits. Theme: "Pajama Party". Sat. 11am-5pm, Sun. noon-4pm. Entertainment Junction, 7379 Squire Court. 1 Day - Adult \$5, Children (4-12) \$3, 2 Day - Bring Back Admission Stub on Sunday - Adult \$3 Children (4-12) Free. Door Prizes. Artisan Miniatures. Just for Kids Sales Table (all items under \$6). Exhibits. Info: Jean Ellsworth, Club President/Show Chairman, jellsworth@fuse.net, 513-891-4021. Website: <http://www.cincy-miniatures.org> Facebook: Miniature Society of Cincinnati

April 20, 21 & 22 • Schaumburg, IL

Chicago Spring Show. 3 Blind Mice Dollhouse and Miniatures, Wyndham Garden Hotel, 1725 E. Algonquin Rd., Schaumburg, IL. \$79. room rate includes a hot buffet breakfast, 847-397-1500. First 100 people each day get a free gift strollers and wheelchairs are welcome. Free shuttle all 3 days to all 3 shows during our show hours. Info: Linda Frye 407-397-0852 lindafrayeminis@gmail.com www.3blindmiceshow.com

April 21, 22 & 23 • Chicago, IL

Chicago International. Marriott Chicago O'Hare, 8535 W Higgins Rd., Chicago, IL. Sat., April 22, 10 am-5 pm. Sunday, April 23, 11am-4pm. Daily: Adults \$8, Children under 12 \$4 (No Strollers). Preview Show & Sale. Fri., April 21, 10am-5pm & Sat., April 22, 9am-10am. Pre-registered Preview Admission \$25, mail only. Pre-registered Workshops Mon., April 17-Thurs., April 20. Info: Tom Bishop, 10528 Oak Meadow Lane, Lake Worth, FL 33449 (561) 434-6622. Fax: (561) 434-6159 E-mail: BishopShow@aol.com Web: www.BishopShow.com

April 29 • Peachland BC Canada

Miniature Enthusiasts of Central Okanagan (MECO) presents their 23rd annual miniature show and sale. Peachland Community Centre 4450 6th Ave. (just off Beach Ave.) Peachland BC. Time - 10 a.m. to 3 p.m. Wheel chair access and plenty of free parking. Admission \$3.00. Children under 8 yrs. free. For further information please call Barb @ (250) 767-2842.

April 29 • Carmel, IN

Museum of Miniature Houses Attic Sale. 9am - 3pm. Carmel Lion's Club, 110 E. Main St. Sale will include a large selection of miniature furniture, accessories, dolls, dollhouses, kits, vintage magazines and lots of craft materials. More items on sale at the museum next door, 141 E. Main St. Sale benefits the Museum, a Not-for-Profit Organization. Info: Jennifer Borman, 317-575-9466 Email: mmhaoc@gmail.com Website: www.museumofminiatures.org

April 29 & 30 • Boise, ID

37th Annual Mini Les Bois Miniature Show and Sale. At the Best Western Vista Inn at the Airport, 2645 airport Way, Boise. Saturday, 10:00 a.m. to 5:00 p.m.; Sunday, 12:00 p.m. to 5:00 p.m. Admission Adults \$5.00, Children

5-12 \$2.00. No strollers please. Info: Bobbie Hargett, c/o Mini Les Bois, PO Box 4482, Boise, ID 83711-4482. (208) 377-9154. Email: minigalb@aol.com

April 30 • Lancaster, PA

27th Spring Lancaster/Reading Area Dollhouse Miniature Show & Sale. Sunday, April 30, 2017, 10AM - 3:30PM Lancaster Farm & Home Center, 1383 Arcadia Road, Lancaster. Admission Fee: \$5.50 Adults; \$2.00 Child (12 & Under) Plenty of Free Parking, Hourly Door Prizes Info: Diana Fogel, Email: dianafogelminiatures@yahoo.com Website: www.dollhouseminiatureshows.com

MAY 2017

May 6 • Central Point, OR

Oregon State Day. Sponsored by Southern Oregon Miniaturist. The Quaint Shoppe. Quarter Inch scale. The Shoppe comes with a spiral staircase, display cabinet, street light, inside light, awnings, bay window, counter with shelves, landscaping, and more. Includes a continental breakfast, lunch, snacks, door prizes, hostess gifts, TV sales and more. 8am-4:30pm. Fee: \$80. Location The Meadows. Info: dycie@charter.net or Bonnie 541-664-6119, bonniedoggett@live.com

May 12 & 13 • Ann Arbor, MI

The Holiday Inn, 3600 Plymouth Rd. First 100 people get a free gift each day strollers and wheelchairs are welcome Info: Linda Frye 407-397-0852 lindafrayeminis@gmail.com www.3blindmiceshow.com

May 19 & 20 • High Point, NC

Radisson Hotel, 1365 S. Main Street. First 100 people get a Free gift each day strollers and wheelchairs welcome Info: Linda Frye 407-397-0852 lindafrayeminis@gmail.com www.3blindmiceshow.com

May 19 & 20 • Davenport, IA

Metro Mini Makers 33rd Annual Show & Sale "Miniatures from the Heart of the Country" at the River Center, 136 E. 3rd Street. Friday 4-8pm, Saturday 10am-4pm. \$5 adults and children under 10 free. Large exhibit room. Sales room, all kinds of scale miniatures perfect for fairy gardens and miniature scenes. Saturday 11-2 free kid's workshop. Adult workshops 9-3 Friday pre-registration (Jo @ 309/738-9564). Raffle prizes to benefit the women and children of Winnie's Place Women's Shelter. Info: Karen at 309/797-6489 or email cl234jack@msn.com

May • Idaho

Idaho will be having a State Day, the end of May, 2017, theme TBD. Play with Itty Bittys Club has sponsored this biannual event featuring projects available in 1", 1/2", and 1/4" for years.

JUNE 2017

June 3-10 • Alaska Cruise

7 Day, 30th annual MINICRUISE sailing round trip from Seattle June 3, 2017 aboard the Norwegian Jewel. Special workshop guests: Debbie Young and Laura Crain. Prices start at \$1099 per person. Info: CruiseWorks@aol.com, (800) 876-6664, Website: cruise-works.com

June 9 & 10 • Kansas City, MO

Kansas City Dollhouse and Miniature Show. New Location. MRS Building, 2409 S M 291 Hwy, Lees Summit. Friday 4-8, Saturday 10-4. Info: miniatureshows.com tminiatures@sbcbglobal.net or contact Teresa Zwiener 314-277-2601

June 25 • Lakeland, FL

Lakeland 32nd Annual Dollhouse and Miniature Show. 10am-4pm. The Hilton Garden Inn, 3839 Don Emerson Drive. Adult \$6.00 Children 6-12 \$1.00. Info: Pat Gazie 407-733-7988. Email: disnedoll@aol.com Website: www.lakelandminiatureguild.com

JULY 2017

July 8 • Wilmington, OH

2nd Annual Holiday Happenings Dollhouse and

—Continued on next page

Miniature Show and Sale. Exhibits and vendors. Door prizes. First Christian Church, 120 Columbus Street, Wilmington, Ohio 45177. Saturday, July 8th, 2017 10AM till 4PM. Adults \$3, children under 12 free. Info: Hickory Grove Studio Promotions, Dorothy Henry, hgs promotions3@gmail.com or phone 937-382-0506.

July 9 • Fogelsville, PA

40th Annual Dollhouse and Miniatures Show and Sale, sponsored by the Lehigh Valley Miniatures Club "Small on Scale". The Holiday Inn, 7736 Adrienne Drive, Breinigsville, Exit 49A off I-78. 10AM-4PM \$5. Adults (4.50 with coupon), \$1. children under 12. Exhibits, free parking, food available. Free children's class. Info: Jo Roseberry 570-620-0810 jolen1@verizon.net or Mary Breidinger 610-762-8370 mbreidinger4547@gmail.com Website: www.lehighvalleyminiatures.com for show info and to print a discount coupon.

July 29 & 30 • Alexandria, VA

NAME 2017 National Convention, "Come to the Circus", Hilton Alexandria Mark Center, 5000 Seminary Road, Alexandria, Virginia. The Sales Room and Exhibit Room will be open to the public during the afternoons of Saturday and Sunday, July 29 and 30. And you won't want to miss the Circus Model Builder's display in the Arbors Room.

AUGUST 2017

August 11 & 12 • Dayton, OH

Three Blind Mice Show. 38th Year. NEW LOCATION THIS YEAR, The Hotel Dayton Soon to be a Radisson 2301 Wagner Ford Road, Dayton, Ohio, Exit 57 off I-75 Friday night 4 pm to 8 pm. Saturday 9 am to 4 pm. Info: Linda Frye Lindafryeminis@gmail.com. 407-397-0852 First 100 people get a free gift each day strollers and wheelchairs welcome. Website: 3blindmiceshow.com

August 25 & 26 • Rolling Meadows, IL

Chicago Miniatures Show. Holiday Inn Rolling Meadows/Schaumburg 3405 Algonquin Rd., Rolling Meadows, Sat., 10am-4pm. Daily: Adults \$8., Children under 12 \$4. (No Strollers). Preview Show & Sale. Fri., August 25, 7pm-9:30pm. Preview Admission \$15, Includes Hors d'oeuvres Party from 6:30-7, Early Buying Privileges and 2 Day Admission. Tickets at door. Info: Tom Bishop, 10528 Oak Meadow Lane, Lake Worth, FL 33449 (561) 434-6622. Fax: (561) 434-6159 E-mail: BishopShow@aol.com Web: www.BishopShow.com

SEPTEMBER 2017

September 9 & 10

Greenwood Village, CO

Denver Museum of Miniatures, Dolls and Toys presents the 37th Annual Show & Sale. Doubletree by Hilton Hotel Denver Tech, 7801 E Orchard Road, Greenwood Village, CO. Pre-registered workshops Wed-Fri, Sept 6-8 Preview shopping Friday, Sep 8. www.DMMDT.org/fallshow.htm or contact Dona Mandell, Show Chair, dona2017fallshow@gmail.com. Admission charged, Exhibits, No Strollers, Preview Event, Workshops / Classes

September 15 & 16 • Indianapolis, IN

Three Blind Mice Show. NEW LOCATION THIS YEAR Marriott East Hotel, 7202 E. 21st St. Friday 4 pm to 9 pm Saturday 9 am to 4 pm. Info: Linda Frye at 407-397-0852 Lindafryeminis@gmail.com First 100 people get a free gift each day strollers and wheelchairs welcome. Website: 3blindmiceshow.com

September 16 • La Vista, NE

"Grandma's Attic" 24th Annual Nebraska State Day. 8:30am to 4pm, Faith Presbyterian Church, 8100 Giles Road. Registration: \$75. (includes morning coffee, lunch, project, tote bag, souvenir gift, and more). Limited to 35 registrants, deadline for registration is August 15, 2017 Make check payable to: Nebraska State Day. Mail to: Ada Vicars, 13412 Montclair Drive, Omaha, NE 68144 Info: Edna Bonney: embonney@abnnebraska.com or (402) 426-4624 Lois Andres: jlalea1@cox.net or (402) 894-4824 or http://ocbm.blogspot.com/

September 17 • Hamburg, NY

37th Annual Show and Sale of Dollhouse Miniatures. Sponsored by Western New York Miniature Enthusiasts. The Grange Building on the Fairgrounds in Hamburg, NY, 5820 S. Park Ave., Hamburg NY (suburb of Buffalo NY) Sunday, 10am - 4pm. Adults \$5.50, Children Under 12 \$2.00. Strollers allowed. Door Prizes, Miniatures, Exhibits, Handcrafted items, Dollhouses and Accessories Info: Denise Voelker at denisejclark@aol.com 716-741-2994. Portion of proceeds to benefit Buffalo City Mission-Corner Stone Manor.

OCTOBER 2017

October 6 & 7 • Bridgeton, MO

St Louis dollhouse and Miniature Show. Fri 4-8 sat 9-4 Machinist Hall, 12365 St Charles Rock Road, Bridgeton. Fee: \$5.00. Info: Teresa Zwiener, 314-277-2601. Email: tdmminiatures@sbcglobal.net. Website: miniatureshows.com

October 14 • Cleveland, OH

Cleveland Miniaturia Society's 46th Annual Dollhouse & Doll Show & Sale. Memories in Miniature & Dolls! Sat. October 14, 2017, 10-4. Don Umerley Civic Center, 21016 Hilliard Blvd., Rocky River. Club proceeds benefit Cleveland Domestic Violence Center. Adults \$5, Children \$2, Age 5 & under Free. Info: Gloria Ebratt, CMSshow@yahoo.com (440) 522-1308. www.clevelandminiaturiasociety.org

October 14 & 15 • Tucson, AZ

2017 Tucson Miniature Showcase. Sat. 10-5, Sun 11-4. Tucson Woman's Club, 6245 E. Bellevue St., Tucson, AZ. Info: Southern Arizona Miniature Enthusiasts (S.A.M.E.) 520-400-5717, POB 41956, Tucson, AZ 85717. Email: mam41956@msn.com. Website: The Museum: minitimemachine.org/showcase. Showcase Chairman: Sara Risley, srisley@mcn.org, 520-760-8879. S.A.M.E. President: Marilyn A. Miller, mam41956@msn.com, 520-400-5717. Show is co-sponsored by the Mini Time Machine Museum of Miniatures in Tucson, AZ.

October 20 & 21 • Shippshewana, IN

Small World Dollhouse & Miniature Show Farmstead Inn, 370 S VanBuren St., Shippshewana, IN. Oct 20th 1pm - 6pm, Oct 21st 10am - 3pm. www.smallworld-minishow.com

October 21 • Tampa/Largo, Florida

Three Blind Mice Show. Honeywell Minn Reg Building 6340 126th Ave. North, Largo, Florida. This year we will have estate sales, close out, overflow etc. New and used items for sale Bargains galore. Info: Linda Frye at 407-397-0852 Lindafryeminis@gmail.com First 100 people get a free gift strollers and wheelchairs welcome. Website: 3blindmiceshow.com

October 27 & 28 • Williamsburg, VA

Williamsburg Miniatures Show. Clarion Hotel Historic District, 351 York Street. Saturday, Oct. 28, 10am - 4pm. Adults \$8., Children under 12 \$4. (No Strollers) Exclusive Preview Show & Sale. Friday, Oct. 27, 7pm - 9:30pm. Preview Admission \$15 - Includes Hors d'oeuvres Party 6:30-7, Early Buying Privileges and 2 Day Admission Tickets available at door - No children. Info: Tom Bishop, 10528 Oak Meadow Lane, Lake Worth, FL 33449 Phone: (561) 434-6622. Fax: (561) 434-6159 E-mail: BishopShow@aol.com Website: www.BishopShow.com

NOVEMBER 2017

November 11 & 12 • Madrid, Spain

Madrid Dolls House Miniatures Fair. Novotel Madrid Center, O'Donnell, 53, 28009 Madrid, Spain. Collectors Hours: Saturday, November 11, 11 am - 1 pm. Tickets available at door only - 12 euros per person. Ticket includes re-admission on Sun. Public Hours: Sat., Nov. 11, 1 pm - 8 pm, Sun., Nov. 12, 11 am - 4 pm. Admission at door: Adults - 6 euros, Children under 12 - 3 euros. Tom Bishop, 10528 Oak Meadow Lane, Lake Worth, FL 33449 Phone: (561) 434-6622. Fax: (561) 434-6159 E-mail: BishopShow@aol.com Website: www.BishopShow.com

MINIATURE COLLECTIONS

DO YOU HAVE A COLLECTION FOR SALE? Advertise in the *Miniature Gazette*.

BOOKS FOR SALE

Do you have books you would like to sell? Advertise in the *Miniature Gazette*.

CLASSES

Do you have a class to offer? Advertise in the *Classifieds*!

ON-LINE SHOPS

Advertise your On-line shop in the *Miniature Gazette*.

MUSEUMS

NATIONAL ASSOCIATION OF MINIATURE ENTHUSIASTS MUSEUM 130 N. Rangeline Road, Carmel, IN. Monday-Friday 9 am-4 pm. (317) 571-8094



CLASSIFIED ADVERTISING RATES

65¢ per word

Abbreviations, initials, name and addresses, are chargeable words. Add your photo or art work for \$25.

Send to: Dorothy Hansen,
Gazette Editor
PO Box 1285, Monroe WA 98272-4285

2017 Miniature Gazette Deadlines & Themes

July/August 2017 issue
Deadline: April 1, 2017
Theme: Come to the Circus

September/October 2017 issue
Deadline: June 1, 2017
Theme:
The Legend of Sleepy Hollow

November/December 2017 issue
Deadline: August 1, 2017

REGIONAL & STATE / AREA REPRESENTATIVES

Effective 1/25/17

REGION N-1

• **Regional Coordinator** •
Ginger Anderson
44719 N. 18th St.
New River AZ 85087
623-465-7994
ginnymini@aol.com

Newsletter Editor
Robert Ravenwood
6510 N. 12th Place
Phoenix AZ 85014
602-725-8652
rravenwood55@aol.com

Arizona
Sally Lonn
19720 N. Wessex Dr.
Surprise, AZ 85387
623-466-8708
425-785-0625 (Cell)
sallylonn@gmail.com

California
Riverside, Orange,
San Bernadino & Los Angeles
Nancy Robertson
10559 Pendleton Street
Riverside, CA 92505-1737
951-785-1936
nanrob9@yahoo.com

Santa Barbara, Ventura & Los Angeles Counties
Grace Mlynowski
12831 Friar Street
Valley Glen CA 91606-3021
818-985-4884
mlynowskigrace@yahoo.com

San Diego & Imperial County
Peggy Boggeln
2064 Pierino Drive
San Diego CA 92114-2127
619-262-9223
pboggeln@cox.net

San Luis Obispo/Kern County
Betty Hodges
3210 Main St.
Morro Bay, CA 93442
805-771-8501
beachbetty@aol.com

Nevada
Janet Gordon
2713 Cuckoo Shrike Ave
N. Las Vegas NV 89084
702-649-3922
jgaliente@yahoo.com

New Mexico
Susan Sheridan
725 Campfire Rd SE
Rio Rancho, NM 87124-2308
505-994-2505
ssheridan@q.com

Welcome Committee
Helen A. Sparks
45974 W Dirk St
Maricopa, AZ 85139
480-277-0951 cell
minihelen2002@yahoo.com

Webmistress
Janet Smith
5136 Lost Padre Mine Road
Las Cruces NM
575-532-5432
desertminis@gmail.com

REGION N-2

• **Regional Coordinators** •
Connie Younker
PO Box 665
Loomis, CA 95650
916-663-9592
olposminis@att.net

California East Bay, Tri Valley
Bobbie Schmidt
2835 Encina Camino
Walnut Creek CA 94598
925-943-1741
Artbum@aol.com

Will Thomas
2186 Newton Drive
Brentwood CA 94513
925-864-7584
williamthomas3245@comcast.net

Marin, Napa Valley
Contact your Regional Coordinator

San Francisco, N. Peninsula
Contact your Regional Coordinator

Fresno
Barbara Fairbanks
4698 N. Zediker
Sanger, CA 93657-9124
559-907-6051
minimager1@gmail.com

North Coastal
Sharon Ocheltree
PO Box 66 Korbrel, CA 95550
707-688-5708
oldengshepdog@aol.com

North Nevada, Tahoe
Mary Ann VanBuskirk
2639 Lake Tahoe Blvd.
S. Lake Tahoe, CA 96150
530-541-0891
mavb2003@yahoo.com

Sacramento, Central Valley
Laura Seibert
916-296-3613
lauraseibert@ymail.com

South Bay Peninsula
Contact your Regional Coordinator

North Central California
Chico/Redding area
Margaret Gordus
2364 Joseph Ct
Paradise, CA 95969
530-872-8787
mh6gordus@gmail.com

Hawaii
Naomi Losch
972 Kainui Dr., Kailua, HI 96734
808-261-9038
nlosch@hawaii.rr.com

Events Coordinator
Leslie Swager
PO Box 1090
West Point CA 95255-1090
209-293-4299
leslie@waveville.net

Newsletter Editor
Laura Johnson
3408 Beresford Ave
Belmont, CA 94002
650-591-1596
dollsinnin@sbcglobal.net

Welcome Chair
JoAnn Jacot
673 Joette
Gardnerville, NV 89460
bearsathought@charter.net
775-720-5184

Webmistress
Carol Kubrican
PO Box 2854
Petaluma, CA 949452
true2scale@gmail.com

REGION N-3

• **Regional Coordinator** •
Sue Herber
1615 109th Ave NE
Bellevue WA 98004-2955
425-454-2399
sue@sueherber.com

Alaska
Rosemarie Grant
907-376-8454
rag@mtaonline.net

Idaho
Judy Krueger
PO Box 2473
Cour d' Alene, ID 83814
208-699-4187
ministuff33@aol.com

Oregon
Sarah Westenberg
503-347-2945
sawestenberg@msn.com

Western Washington
Lisa Gabbert
18722 - 51st Ave SE
Bothell WA 98012-7429
425-488-7691
lisag526@frontier.com

Eastern Washington
Rosemary Shipman
1221 Madison Street
Wenatchee, WA 98801
509-662-7966
minirose@nwi.net

Newsletter Editor
Sherri Martin
206-355-6515
sherrimartin4@comcast.net

Special Projects Coordinator
Charlotte Atcher
Spinweaver@peoplepc.com
425-445-1784

REGION A-1

• **Regional Coordinator** •
Barbara Anderson
2110 N 18th St
Sheboygan WI 53081
920-459-8259
barb-a2110@hotmail.com

Newsletter Editor
Meredith Hink
3111 South Meadow Lark
Lane Holment, WI 54636
608-799-5345 cell
zondagmd@hotmail.com

Iowa
George Held
6843 Kent Dr NE
Cedar Rapids IA 52402
319-551-7411
gheld2@mchsi.com

Illinois
Veronica Foreman
8215 S Chappel Ave
Chicago, IL 60617-1810
773-221-4807
vfore10414@aol.com

Minnesota
Kathy Goettsch
2717 Grand St NE
Minneapolis, MN 55418
612-789-3595
kgetch4@gmail.com

Missouri
Marilyn Walls
901 Woodway Circle
Fenton, MO 63026
636-343-4947
mwalls@pmesti.com

Wisconsin
Alician Pearce
605 Wexford Road
Janesville WI 53546
608-751-1270
ubfaep@yahoo.com

Welcome Chair
Barbara Anderson
2110 N 18th St
Sheboygan WI 53081
920-459-8259
barb-a2110@hotmail.com

Website
Lee Frank
2845 Joppa Avenue South
Minneapolis, MN 55416-4103
952-927-8514
leef@minisr.fun.com

REGION A-2

• **Regional Coordinator** •
Ruth Stewart
24121 Buck Bridge Rd
Fort Benton MT 59442
406-734-5379
ruthstewartdollhousecreations.com

Colorado
Contact your Regional Coordinator

Kansas
Betty Turmon
9708 Wedd Dr
Overland Park, KS 66212-5250
913-888-7955
bturmon@mindspring.com

Montana
Ruth Stewart
24121 Buck Bridge Rd
Fort Benton MT 59442
406-734-5379
ruthstewartdollhousecreations.com

Nebraska
Edna Bonney
1488 State Highway 133
Omaha, NE 68142
402-426-4624
embonney@huntel.net

North Dakota
Leanne Kirsch
1007 Broadway St.
Lisbon, ND 58054
701-683-5205
lkirsch@drtel.net

South Dakota
Jane Faulstich
25370 S Lightning Circle Cr
Custer SD 57730
605-673-4598
seaglith@gwctc.net

Utah
Jennifer K. Woodson
310 West 300 South
Ivins, UT 84738
801-499-6620
lunthelord@hotmail.com

Wyoming
Contact your Regional Coordinator

REGION A-3

• **Regional Coordinator** •
Nancy Johnson
410 - 24 Mockingbird Valley Rd
Louisville KY 40207
502-714-8559
johnson.nancye@gmail.com

Newsletter Editor
Contact your Regional Coordinator

Indiana
Cindy McDaniel
795 W Sibert ST
Pendleton IN 46064
765-778-3074
cindymcdaniel@hotmail.com

Kentucky
Contact your Regional Coordinator

Michigan
Vicki Dukes
855 W Jefferson St., Lot 171
Grand Ledge MI 48837
517-281-7760
historybuff62@gmail.com

Ohio
Mary Martin
8956 N Honnytown Rd
Smithville OH 44677
Cell Phone 330-201-4269
mary1lm@aol.com

Ohio Welcome Chair
Kris Dunlap
dulap.151@osu.edu

Western - West Virginia
Contact your Regional Coordinator

Webmistress
Contact your Regional Coordinator

Welcome Chair
Carol Hudson
3782 West Shore Drive
Bremen, IN 46506-9367
574-546-2046
jpcdhudson@embarqmail.com

REGION M-1

• **Regional Coordinators** •
Michelle Faleshock
160 S. Church St.
Hazleton, PA 18201
570-592-3660
michelle@michellesminiatures.com

Marilyn Littleford
623 S. Prospect St.
Nanticoke, PA 18634
570-735-4049
lil4d@verizon.net

Delaware
Marilyn (Marni) King
407 W 19th
Willington DE 19802
302-654-8278
Mking4071@comcast.net

New Jersey - South
Patricia Brown
327 Cheryl Dr.
Toms River, NJ 08753-2435
732-255-3857
plbrown2002@comcast.net

New Jersey - North
Judith Lloyd
985 Valley Street
Vauxhall, NJ 07088-1030
908-964-5188
judy9859@aol.com

- Continued on next page

New York Downstate
 Rachelle Fae Spiegel
 PO Box 600
 Plainview NY 11803-0019
 718-956-1856
 byrachelle@mindspring.com

New York Western
 Kay Kalick
 405 Kenwood Dr.
 Lewiston, NY 14092-1028
 716-754-4595
 mousekins@earthlink.net

New York Upstate
 Debbie Colombo
 214 White Rock Rd.
 Holmes, NY 12531
 845-855-1766
 irvfink@gmail.com

Pennsylvania - Eastern
 Jolen G Roseberry
 129 Jonas Creek Road
 Kunkletown, PA 18058-7893
 570-620-0810
 Jolen1@verizon.net

Pennsylvania - Western
 Linda Bishoff
 3100 McClure Lane
 White Oak PA 15131
 412-896-1872
 LLBishoff@comcast.net

Webmistress
 Sue Seiffert
 10584 County Route 125
 Chaumont, NY 13622
 315-767-3924
 chochisu@ix.netcom.com

Welcome Chair
 Ginger Landon-Siegel
 360 East 72nd Street #B1010
 New York, NY 10021-4762
 212-988-1399
 ging360@aol.com

Newsletter Editor
 Callie Brunelli
 35 Bouchouxville Road
 Hancock, NY 13783
 570-224-6399
 weefolkandfantasy@gmail.com

REGION M-2

Regional Coordinator
 Dave Ferkinhoff
 230 Gosset's Turn Dr
 Middletown, RI 02842
 401-848-9699
 mrjune@cox.net

Newsletter Editor
 Marty Anderson
 11 Wild Oak Rise
 Framingham, MA 01701
 508-788-6949
 miaawildoak@verizon.net

Connecticut
 Marjorie Petro
 53 Saw Mill Brook Ln
 Mansfield, CT 06250
 860-423-2726
 mpetro2726@charter.net

Maine
 Paula Francis
 1088 Littlefield Road
 Wells ME 04090
 jfrancis@maine.rr.com

Massachusetts - Eastern
 Kirsten Berg-Sonne
 8 Middlemost Way
 Stow, MA 01775
 978-897-1750
 kirsten@ankersoft.com

Massachusetts - Western
 Jeanne Sojka
 9 Sherman Dr.
 S. Deerfield, MA 01373
 413-665-9979
 jms-66@comcast.net

New Hampshire
 Barbara A. Teer
 64 Reserve Way
 Milford, NH 03055-3579
 603-673-7261
 btminis@hotmail.com

Rhode Island
 Marilyn Ferkinhoff
 230 Gossets Turn Dr.
 Middletown, RI 02842
 401-848-9699
 mfmmini@cox.net

Vermont
 Terry Ulunnold
 52 Lanark Rd.
 Stamford CT 06902
 203-359-8641
 tluunnold@aol.com

Events Planner
 Contact your Regional Coordinator

Welcome Committee
 Peggy Seifer
 13 Neillian Street
 Bedford MA 01730
 781-402-3667
 pegkelly@us.ibm.com

REGION E-1

Regional Coordinator
 Mary Myers
 4391 Adam Court
 Mt. Airy MD 21771-4801
 301-471-4582
 marymomo@comcast.net

Newsletter Editor
 Anita Myers
 1416 Gilbert Road
 Arnold, MD 21012
 410-974-4937
 inchbyinch@nameregionel.org

Maryland
 Nancy Chalmers
 302 East Joppa Road #1903
 Towson MD 21286-4113
 410-494-8338
 nancychalmers@hotmail.com

Virginia - Southern
 Ina Waples
 521 Latham Dr.
 Newport News, VA 23601
 575-596-3593
 gslcrmom@verizon.net

Darlene Wilson
 702 Mandy Trail
 Newport News VA 23601
 757-596-6976
 bearzworkshop@earthlink.net

Virginia - Northern
 Contact your Regional Coordinator

Web Mistress
 Carol Ann Frost
 1301 McPherson Ct
 Lutherville, MD 21093-5508
 410-321-1392
 carol.ann.frost@verizon.net

Virginia Welcome Chair
 Carol House
 15575 Tyler Station Rd
 Beaverdam VA 23015
 804-449-1425
 petticoat-lane@juno.com

Membership Chair
 Contact your Regional Coordinator

Program Chair
 Nancy Chalmers
 302 East Joppa Road #1903
 Towson, MD 21286-4113
 410-494-8338
 nancychalmers@hotmail.com

REGION E-2

Regional Coordinator
 Terri Young
 2401 Still Brook Drive
 Corpus Christi, TX 78414
 361-946-0900
 terriyoung@grandecom.net

Arkansas
 Shirley Blankenship
 904 West Wind Point
 Horseshoe Bend AR 72512
 870-670-4264
 blakenshipwww@centurylink.net

Louisiana
 Laura Tusa
 9835 Wheaton Cr East
 New Orleans, LA 70127
 504-975-9952
 l_tusa@hotmail.com

Mississippi
 Lori Jackman
 2206 Scenic Drive
 Brandon MS 39047
 601-919-0291
 lorijackman990@msn.com

Oklahoma - North
 Sonia (Sonny) Thompson
 1220 S. 135th East Ave.
 Tulsa, OK 74108
 918-231-9001
 sonny.80@hotmail.com

Oklahoma - South
 Sandy Davis
 PO Box 336
 Wayne OK 73095
 405-499-3550
 spdavis1@gmail.com

Texas
Dallas/Fort Worth Area
 Karen Carter
 5409 Oak Brook Rd.
 Arlington, TX 79016-4548
 817-478-6467
 Kcarter456@yahoo.com

West Texas
 Contact your Regional Coordinator

South Texas
 Terri Young
 2401 Still Brook Drive
 Corpus Christi TX 78414
 361-946-0900
 terriyoung@grandecom.net

Webmaster
 Lee Frank
 2845 Joppa Avenue South
 Minneapolis MN 55416-4103
 952-927-8514
 leef@minisrfun.com

REGION E-3

Regional Coordinator
 Lynn Frank
 1509 Crater Lane
 Yadkinville, NC 27055
 336-961-6940
 lmfrank.e3name@outlook.com

Alabama
 Roxann Dyess
 3459 Summerlyn Ct S
 Mobile AL 36695
 251-634-0154
 littlerox@aol.com

At Large
 Jane Payne
 paynejb@hotmail.com

Florida Central
 Contact your Regional Coordinator

Florida North Panhandle
 Contact your Regional Coordinator

Florida North
 Contact your Regional Coordinator

Florida South
 Contact your Regional Coordinator

Georgia
 Katrina Bailey
 706-373-1942
 kbminis@comcast.net

North Carolina
 Lissa Loosemore
 3 Hoopers Forest Drive
 Fletcher, NM 28732-7588
 828-676-6627
 eloosemore@att.net

South Carolina
 Donna Brewington
 864-350-3055
 dibrewington52@gmail.com

Tennessee
 Marcia Beardsley
 931-388-8858
 dmbardsley1@aol.com

Newsletter/Gazette Reporter
 Sharon Johnson
 803-260-6514
 sc_container@yahoo.com

Publicity Chair
 Cat Wingle
 4728 Coastal DR SE
 Southport, NC 28461
 910-454-4248
 catwingle@ec.rr.com

Regional Awards Chair
 Becky Lipscomb
 1910 Belle Vista Dr.
 Chattanooga, TN 37421
 423-899-2444
 reallmag1945@gmail.com

Webmistress
 Becky Champion
 678-983-8086
 rebecca.champion@lexisnexis.com

Welcome Chair
 Terri Correll
 790 Lake Wright Rd
 China Grove NC 28023-5745
 704-798-3343
 momsminiatures@hotmail.com

CANADA - EAST

Regional Coordinator
 Barbara Kenyerer
 7 Joseph St
 Port Carling Ontario
 POB 1J0
 705-765-0867
 travelbarb@hotmail.com

Ontario
 Barbara Kenyerer
 7 Joseph St
 Port Carling
 Ontario, POB 1J0
 705-765-0867
 travelbarb@hotmail.com

CANADA - WEST

Regional Coordinator
 Luba Barnes
 Box 3333
 Spruce Grove
 Alberta, T7X 3A6
 780-962-4093
 lubabarnes@telusplanet.net

Alberta
 Karen Jones
 13213 95th St.
 Edmonton AB, T5E 3Y2
 Canada
 minilady@shaw.ca

Saskatchewan
 Linda Maddafor
 P.O. Box 372 Stn Del Centre
 Yorkton, SK S3N 2W1
 Canada
 306-783-3924
 maddaboutminis@live.com

INTERNATIONAL

Regional Coordinator
 Linda Grove
 29 Inglewood
 St Johns, Woking
 Surrey GU21 3HX
 United Kingdom
 adnllge49@gmail.com

Australia and New Zealand
 Adelaide Cann
 adelaide@adelaidesminiatures.com

LIAISON

SEND CHANGES TO:
SEND CHANGES TO:
 Jan Skuppinn
 928 Laguna Lane
 Washington, UT 84780
 435-652-9746
 cell 801-414-6571
 jskuppinn@aol.com
 relcliaison@miniatures.org

MORE INFO

NAME office:
1-800-571-6263

Website:
www.miniatures.org

email:
 members@miniatures.org



REGIONAL MAP
ON PAGE 41



NAME MERCHANDISE ORDER FORM



ITEM AND DESCRIPTION	PRICE EACH	QUANTITY	COST
2008 NATIONAL CONVENTION - NASHUA, NEW HAMPSHIRE SOUVENIRS:			
FLOWER ARRANGEMENT BY KIMBERLY HAMMER	\$26.00 \$10.95		
2011 NATIONAL CONVENTION - CLEVELAND, OHIO SOUVENIRS:			
MUSIC SHEET RACK BY 2011 COMMITTEE	\$4.95 \$2.00		
"KING AND I" GOWN ON HANGER BY JOANNE ROBERTS	\$40.00 \$24.95		
MUSIC STAND BY TOM WALDEN	\$40.00 \$24.95		
2013 NATIONAL CONVENTION - TUCSON, ARIZONA SOUVENIRS:			
1" SCALE LIMITED EDITION ART DECO DESIGN WITH ASSORTED COLORS BAKELITE DISK BY JOE ADDOTTA	\$45.00 \$24.95		
1" SCALE LIMITED EDITION OIL PAINTING "QUIET TIME WITH THE LITTLE ONES" BY GILBERT MENA	\$30.00 \$14.95		
1" SCALE SET BOWL IN CLEAR GLASS AND VASE IN CRANBERRY GLASS BY PHILIP GRENYER	\$29.95		
1" SCALE "AT NIGHT IN THE MUSEUM" TRAY, COMMITTEE GIFT	\$4.95		
2015 SMALL SCALE HOUSEPARTY - MADISON, WISCONSIN SOUVENIRS:			
1/4" WINDMILL BY TERESA CALLENDER	\$24.95		
1/4" CHEESE SHACK BY SUE HERBER	\$49.95		
1/4" ALICE IN DAIRYLAND BY GAYLE CLAUSEN	\$24.95		
RED RUBY REMEMBRANCE			
RED RUBY REMEMBRANCE PIN	\$25.00		

TOTAL FROM SIDE ONE
(PLEASE CARRY TO SIDE TWO)

NAME MERCHANDISE ORDER FORM

ITEM AND DESCRIPTION	PRICE EACH	QUANTITY	COST
NAME LOGO MERCHANDISE			
NAME Tote Bag 14" x 17" x 5" <input type="checkbox"/> Solid black <input type="checkbox"/> Black & Red <input type="checkbox"/> Black & Blue <input type="checkbox"/> Purple & Black	\$18.00		
Lanyards - blue only \$3.50	\$1.00		
Travel Mug 16oz. Low rider blue, non-skid bottom	\$8.50		
Mug Boss	\$10.00		
NAME LOGO APRON 3 POCKET WITH AN ADJUSTABLE NECK: <input type="checkbox"/> Black/pink logo <input type="checkbox"/> Red/white logo <input type="checkbox"/> Royal/white logo <input type="checkbox"/> Purple white logo <input type="checkbox"/> Pink/white logo	\$15.50		
NAME LOGO NOTE CARDS	\$6.50		
Soft and comfortable ultra cotton NAME Logo T-Shirts - check with the NAME office on availability <input type="checkbox"/> National Association Of Miniature Enthusiasts with Logo House <input type="checkbox"/> Cherry <input type="checkbox"/> Daisy <input type="checkbox"/> Lt. Pink <input type="checkbox"/> Royal <input type="checkbox"/> A Quarter to One Time for All Scales! <input type="checkbox"/> Antique Cherry Red <input type="checkbox"/> Carolina Blue <input type="checkbox"/> Daisy <input type="checkbox"/> Orchid <input type="checkbox"/> Miniaturists work as little as they can <input type="checkbox"/> Cardinal <input type="checkbox"/> Bright Pink <input type="checkbox"/> Iris <input type="checkbox"/> Sapphire <input type="checkbox"/> Member of NAME XXS Miniaturists <input type="checkbox"/> Grey <input type="checkbox"/> Cherry <input type="checkbox"/> Daisy <input type="checkbox"/> Lt. Pink <input type="checkbox"/> Royal <input type="checkbox"/> Ask Me About My NAME! <input type="checkbox"/> Carolina Blue <input type="checkbox"/> Cherry <input type="checkbox"/> Lt. Pink <input type="checkbox"/> Orchid <input type="checkbox"/> Small \$15 <input type="checkbox"/> Medium \$15 <input type="checkbox"/> Large \$15 <input type="checkbox"/> XL \$15 <input type="checkbox"/> 2XL \$17 <input type="checkbox"/> 3XL \$17			
NAME <input type="checkbox"/> HOUSE PIN Red, Blue and Green Cloisonné Pin <input type="checkbox"/> GOLD LOGO PIN	\$5.00		
REGIONAL PIN Colorful Enamel Pin Depicting the States in Your Region Region: _____	\$5.00		
CLUB PRESIDENT PIN	\$5.00		
ONLINE REGION PIN	\$5.00		
NAME YEAR PIN AVAILABLE FROM THE NAME OFFICE UPON REQUEST			
GENERAL MERCHANDISE: Brickyard CD			
A REFERENCE GUIDE TO MINIATURE MAKERS MARKS \$45.00	\$20.00		



☐ PLEASE CHECK IF YOU DO NOT WANT ITEMS BACKORDERED

SEND ORDER FORM & REMITTANCE TO:
NAME, PO Box 69, CARMEL, INDIANA 46082
MAKE CHECKS PAYABLE TO NAME

TOTAL FROM SIDE TWO

TOTAL CARRIED FROM SIDE ONE

\$6.00 HANDLING FOR FIRST ITEM,
ADDITIONAL \$1.00 PER EACH ITEM

POSTAGE PAID TO CONTINENTAL US
CANADA \$7, INTERNATIONAL \$15

TOTAL REMITTED

NAME _____

STREET _____

CITY _____ STATE _____ ZIP _____

PHONE () _____ SIGNATURE _____

VISA/MASTERCARD NUMBER

--	--	--	--	--	--	--	--	--	--	--	--	--	--	--	--	--	--	--	--

EXPIRATION DATE _____



NAME Souvenirs

More items on the NAME website



Call Kim in the NAME office
to place your order!

1-800-571-6263

or use the order form on page 47

2008

NATIONAL CONVENTION
NASHUA, NEW HAMPSHIRE



1" scale
Flower
arrangement
by Kimberly
Hammer
\$26 **sale \$10.95**

2011

NATIONAL CONVENTION
CLEVELAND, OHIO

1" scale
Music sheet rack
by 2011 Committee
\$4.95 **sale \$2**



1" scale
"King and I"
Gown on hanger
by JoAnne Roberts
\$40 **sale \$24.95**



1" scale
Music Stand
by Tom Walden
\$40
sale \$24.95

2013

National Convention
Tucson, Arizona



1" scale
Limited Edition Art Deco
Design with Bakelite Disk
(assorted colors) • by Joe Addotta
\$45 **sale \$24.95**

1" scale
Limited
Edition Oil
Painting
"Quiet Time
with the
Little Ones"



by Gilbert Mena
\$30 **sale \$14.95**



Bowl in clear glass
and Vase in cranberry Glass
\$29.95

1" scale
Tray
"At Night



in the Museum"
Committee gift • \$4.95

2015

Small Scale Houseparty
Madison, Wisconsin



1/4" scale
Windmill
by Teresa Callender \$24.95

1/4" scale
Cheese Shack
by Sue Herber \$49.95

1/4" scale
Alice in Dairyland
by Gayle Clausen \$24.95

RED RUBY REMEMBRANCE

Red Ruby
Remembrance Pin
\$25





National
Association of
Miniature
Enthusiasts
PO Box 69
Carmel, IN 46082

Non-Profit Org.
U.S. Postage
PAID
Permit No. 456
Carmel, Indiana



Third Annual Race to benefit NAME

2017

"Soapbox Derby"

**Rev Up Your Engines.....
All For the Love of NAME!**

More information inside!

-Inside this issue-

Make
Plants
That
Last
by Shirley
Foisy



Cigar Box Vignettes
by Carol Hodgson