

Miniature Gazette

Vol. 44, No. 4 • March/April 2016
miniatures.org



NAME
\$5.95 US

Only through sharing can we really enjoy our treasures

Get Ready to Garden

Where Miniatures are always in Bloom!



Flowers or vegetables, trees or shrubs, weeds or seeds, grass or stones, whatever the garden of your choice, please come and join our "garden party" in Seattle July 21-24, 2016.

The registration form was printed in the November/December issue of our *Miniature Gazette* and hopefully you mailed yours by the January 29th mailing date. The form is also available on the NAME website: www.miniatures.org

Have you seen the wonderful classes and theme luncheons on NAME'S website.....fantastic! Hope you have enjoyed the "pretty pictures" of miniature gardens from the northwest in each issue of the *Miniature Gazette's*. We look forward to "Welcoming you to our Garden".



Smaller Scales

By Nikki Donahue, President Miniatures West Club, California • Photos by Monin Dreebin



Southwest Living Room 1/4" scale

This cute little 1/4" project was made from a kit. I made all the cactuses, plants and landscaping from scratch. the furniture was from Karen Benson kits. I love the southwest style and this was fun to do.

Southwest Living Room 1/8" scale

This little living room was made from a kit by Gail Manning, who also made the chair and sofa. I made all of the accessories, rugs and landscaping. Earlier, I had purchased a lovely little kachina who fit in perfectly.



The Castle • 1/4" scale

This is a 1/4" version of a larger Club project, although we changed the shape radically. Monin and I each made one. The structure was made from scratch of illustration board with Dap to make the stone finish and fireplace. The dolls are by Sally Maxwell and the furniture was made from Karen Cary kits.



The Closet • 1/4" scale

The Closet is also a 1/4" version of another larger Club project. Monin and I worked together to make them from scratch. We made most of the interior furnishings, dresses, shoe and hatboxes and the plant. We scaled down the Brodnax wallpaper from the 1/2".



2016-2017 Election of National Officers NATIONAL ASSOCIATION OF MINIATURE ENTHUSIASTS

Ballot Rules

In order to establish the validity of your ballot, adherence to the following rules is mandatory:

1. Only one ballot per envelope.
2. Mark your ballot and place it in an envelope. Print your name (as it appears on your *Miniature Gazette* label) in the upper left hand corner on the front of the envelope, last name first.
3. An envelope marked "BALLOT" is provided for your use. Place only one ballot in this envelope.
4. If you require additional envelopes for other Family Members, the Family Member is to vote in the same manner however, use a separate envelope for each ballot and mark "BALLOT" in the lower left hand corner of the envelope. Address the envelope to National Association of Miniature Enthusiasts, PO Box 69, Carmel, IN 46082.

The ballots will be received in the NAME office and held until May 1, 2016, at which time the balloting will be closed. Your envelopes, marked BALLOT, will be kept in alphabetical order and checked against the master file to verify membership.

Mail to:

National Association of Miniature Enthusiasts
PO Box 69
Carmel, IN 46082

SEE BALLOT ON OTHER SIDE
Information about each candidate on pages 13-16

2016 NATIONAL ASSOCIATION OF MINIATURE ENTHUSIASTS OFFICER BALLOT

Place an X in the appropriate box.

Place an X in the appropriate box.

PRESIDENT

VOTE FOR ONE

BARBARA THORNTON-HILL
Nevada City, California • Region N2

YES

TREASURER

VOTE FOR ONE

STAN BOYD
Wheaton, Illinois • Region A1

YES

Other _____

1st VICE-PRESIDENT

VOTE FOR ONE

RHONDA KEEF
Greer, South Carolina • Region E3

Other _____

MEMBER AT LARGE

VOTE FOR THREE

ANN MARIE BIRD
Summerville, South Carolina • Region E3

ROY MOORE
Wellington, Florida • Region E3

JANE SANEM
Minneapolis, Minnesota • Region A1

Other _____

2nd VICE-PRESIDENT

VOTE FOR ONE

AMY RAUCH
Evans, Georgia • Region E3

Other _____

Other _____

Other _____

SECRETARY

VOTE FOR ONE

ALICIAN PEARCE
Janesville, Wisconsin • Region A1

Other _____



MAIL TO:

NATIONAL ASSOCIATION OF MINIATURE ENTHUSIASTS
PO Box 69, Carmel, IN 46082

• REGISTRATION FORM •

One person registering per form • This form may be duplicated • Registration is NOT transferable



GREENVILLE, SOUTH CAROLINA SMALL SCALES HOUSEPARTY Gals, Gangsters & Gatsby September 16-18, 2016

Registration Opens - April 20, 2016*
Cancellation Deadline - August 12, 2016
Registration Fee \$205



| | |
|----------------------------|-------|
| <i>For Office Use Only</i> | |
| Region | _____ |
| Member Year | _____ |
| Registration # | _____ |

***You may mail your registration form between March 20th - April 20th, 2016 for it to be considered first day postmarked (NO EARLIER).**



Name _____
Street _____
City _____ State _____ Zip _____
Telephone () _____ Cell _____
E-mail _____
Name as you would like it on your badge _____

The entire packet will be available to view and download from the NAME website: www.miniatures.org

- Will you still need a paper packet mailed to you? Yes No
- Have you ever attended a NAME Convention OR Houseparty? Yes No
- Do you require vegetarian or modified meals? Yes No
If yes, please specify here: Vegetarian Other: _____
*Please include only **medically** necessary restrictions or modifications.*
- Do you have mobility issues (for meal & workshop purposes)? Yes No
If yes, Need wheelchair access Need scooter access Use a walker
- If under the age of 18, please list your age and accompanying adult: _____

If there are more registrations received with first day postmarks than there is room for, applicants from within the region hosting the Houseparty are given selection preference, then the length of continuous membership is used to make the remaining selections. Specific information on workshops, roundtables and special events will accompany registration confirmation.

Check the NAME website: www.miniatures.org for further updates!

If you wish to charge your registration you must complete the following:  

Name on Card _____
Account Number _____ Expiration _____
Signature _____

Please make checks payable to: **NAME 2016 Greenville, Houseparty** and send to:
NAME 2016 Greenville, Houseparty Registration, PO Box 69, Carmel, IN 46082

No refunds issued after August 12, 2016 • Cancellation fee \$40 • **NO TELEPHONE REGISTRATIONS**



**GREENVILLE, SOUTH CAROLINA
SMALL SCALES HOUSEPARTY
Gals, Gangsters & Gatsby
September 16-18, 2016**

ESTABLISHED 1972



MINIATURE GAZETTE

Editor/Production - Dorothy A. Hansen

Project Contributors

Thuy Means, *Tea Shoppe*

Cat Wingler, *Paper Dolls*

Dorothy Hansen, *T-shirt pillows*

© The Miniature Gazette, the acronym "NAME" and the distinctive house logo are all copyright 1982 and 2012 by the National Association of Miniature Enthusiasts. All rights reserved. No part of this publication, in whole or in part, may be reproduced in any manner whatsoever without the express written permission of the National Association of Miniature Enthusiasts.

Persons who submit articles published in the *Miniature Gazette* understand that copyright for said articles is transferred to the publication and become the exclusive property of NAME and/or the *Miniature Gazette* and may be distributed worldwide in any form of media by NAME.

THE *MINIATURE GAZETTE* (ISSN 1047-367X) is a semimonthly publication. Material published in the *Miniature Gazette* is contributed by individuals for the reading pleasure of NAME members. We are happy to review contributions of articles, reports, work projects and photos concerning miniature activities. Material accepted for publication becomes subject to whatever revisions are necessary to meet the space requirements and quality standards of the *Miniature Gazette*. NAME and the *Miniature Gazette* staff cannot be held responsible for determining originality of content or accuracy of information in articles submitted for publication. We take every care to prevent error and omission; however, we assume no liability for such, except to the extent of running the corrected information in the next issue.

Materials that are to be returned must be accompanied by a self-addressed envelope with sufficient return postage.

Send address changes to NAME, PO Box 69, Carmel, Indiana 46082.

NAME reserves the right to reject any advertising or articles that do not meet editorial standards. The appearance of ads in the *Miniature Gazette* does not denote endorsement of the advertisers by NAME.

On the Cover:

The Mad Hatter's Tea Shoppe
By Gwen Campbell

See page 17

Contents

Volume 44, Number 4

March/April 2016

SPECIAL FEATURES

- 1 NAME Ballot - Election of National Officers
- 3 Greenville Registration Form
- 8 2016 National Convention - *Chairman*
- 10 Greenville Small Scales Houseparty - *Previews*
- 12 2017 Sacramento Houseparty - *Previews*
- 13 Slate of National Officers
- 17 The Mad Hatter's Tea Shoppe
- 18 Workshop from 2015 Convention
- 19 The Boardwalk in 1/4" scale
- 20 NAME Day 2016" Making Your Bed
- 21 Paper in Miniature
- 22 Cigar Box Tea Shoppes
- 24 Create A Shop . . . Nebraska State Day
- 25 Ye Irish Pub
- 33 Recycled into Miniatures II
- 35 Region A2 Ambassador Award
- 35 Sweet Dreams Cake & Candy Cart
- 35 Travel Tips
- 37 2016 NAME Day Cutter
- 45 2016 Tortoise and the Hare Race

WORK PROJECTS

- 26 NAME T-Shirt Pillows
- 27 Paperdolls
- 29 Lighted Tea Shoppe inside a Tea Box
- 31 NAME Cutouts for Tea Shoppe

DEPARTMENTS

- 6 In Memory
- 7 From the President
- 9 Bulletin Board
- 11 Headlines - Houseparties & Conventions
- 11 State Days
- 34 Thank You
- 36 New and Returning Members
- 38 Shop Directory
- 39 Regional Map
- 40 NAME's Business Partners
- 41 Calendar
- 42 Classified Ads
- 42 NAME Promoters
- 43 Regional & State Representatives
- 47 Merchandise Order Form

Inside Front Cover
Seattle - Preview




Pages 24, 28, 35, 36
Club News



Pages 22 & 23
Cigar Box
Tea Shoppes



Page 25
Ye Irish Pub



Inside Back Cover
Smaller Scales





Editor's Notes Dorothy A. Hansen

Don't forget to vote! Ballots are due into the NAME office by May 1st. Information about each candidate begin on page 13.

Have you finished a class project? What have you done with souvenirs that you received at a convention or house-party? Some of our members have been busy. See page 17-19 for more inspiration to finish up some of those projects. Please send me photo to share with other NAME members.

The registration for the 2016 National Convention has opened. Hope to see many of you there. Classes are listed on the NAME website.

Race Day for the second annual race to benefit NAME "The Tortoise and the Hare" is May 14th. More information is on page 45.

The registration form for the 2016 Greenville Small Scale Houseparty in Greenville, South Carolina is in this issue on page 3. The theme is Gals, Gangsters & Gatsby. Registration opens April 20th.

Time to start planning for the 2016 NAME Day. More information and inspiration is on page 20. A list of cutters are on page 37. Don't forget to list your event.

Dorothy

Don't forget to VOTE!

Winner

The winner of the Seattle Registration drawing from the September/October Gazette is.....

Alice Roberts from Madelia, MN

New Club

C-1043 The S.A.M.E Club, Cary, NC

•IN MEMORY•

Beverly Moon

On November 9th, 2015 the Chattanooga Miniature Society lost our precious, longtime member, Beverly Moon. She fought cancer bravely twice, but the second time was more than she could defeat. We really thought she would win. Beverly was such an integral part of our club. She participated in all the projects and was always making extra goodies for our annual FunDay attendees, and for all of us. We will cherish her memory as a dear, smiling friend, maker of baked goodies, especially lemon squares, lover of lunch at the Olive Garden, generous, kind, talented! What will we do without her? - Submitted by Becky Lipscomb

Phone, Fax & Mail

NAME National Headquarters
130 N. Rangeline Road, Carmel, IN 46032

NAME Mailing Address:
PO Box 69, Carmel, IN 46082

1-800-571-6263 or (317) 571-8094
FAX: (317) 571-8105

Email:

General questions: name@miniatures.org

National Convention or Houseparties:
conventions@miniatures.org

Membership, Regional accounts or payments:
members@miniatures.org

Gazette Editor: gazette@miniatures.org

Website: www.miniatures.org

Facebook: [Facebook.com/NAMEMinis](https://www.facebook.com/NAMEMinis)

Facebook Group: [facebook.com/groups/291500559776/](https://www.facebook.com/groups/291500559776/)

NAME National Headquarters Office Hours
8:30 a.m. to 5:00 p.m. Monday - Friday (Eastern Time)

NAME National Headquarters Museum Hours
9:00 a.m. to 4:00 p.m. Monday - Friday



NAME is proud to be:

A Patron of the
Museum of Miniature Houses in Carmel, IN

A Sponsor of The Denver Museum of
Miniatures, Dolls and Toys

A Patron of the
Toy and Miniature Museum of Kansas City

A member of IGMA
International Guild of Miniature Artisans

A Carmel Arts & Design District
Business Association member

A Patron of the Mini Time Museum in Tucson, Arizona

A member of CIMTA
Cottage Industry Miniaturists Trade Association, Inc.

A Sponsor of
Real Good Toys Dollhouse for a Cause program

A Supporting Member of the
Miniature Museum of Greater St. Louis

People & Policies

2015-2016 Board of Trustees

Karen Barone, President
133 Rose Valley Road
Pottstown, PA 19464
561-596-6855
president@miniatures.org

Barbara Thornton-Hill
1st Vice President/Long Range Planning
13703 No Bloomfield Road
Nevada City, CA 95959
530-265-5704
1stvicepresident@miniatures.org

Rebecca Lipscomb
2nd Vice President/Membership
1910 Bella Vista Drive
Chattanooga, TN 37421
423-899-2444
2ndvicepresident@miniatures.org

Stan Boyd, Treasurer
2106 Hallmark Crt
Wheaton, IL 60187
630-752-9957
treasurer@miniatures.org

Alician Pearce, Secretary Pro Tem
605 Wexford Road
Janesville, WI 53546
secretary@miniatures.org

Bruce Steinke, Past President
9927 S. Falconview Drive
Sandy, UT 95959
801-572-6113
pastpresident@miniatures.org

Kim Wood, Fundraising Liaison
10569 Georgetown Ct
Indianapolis, IN 46234
317-502-6961
fundraisingliaison@miniatures.org

Leslie Swager, Club Liaison
PO Box 1090
West Point, CA 95255
209-293-4299
clubliaison@miniatures.org

Tom Walden, Technology
1361 Altamont Avenue NE
Palm Bay, FL 32907
321-728-9321
technicaliaison@miniatures.org

Dan Stewart, Technology 2015-2017
24121 Buck Bridge Road
Ft Benton, MT 59442
406-734-5379 • dan@miniatures.org

Amy Rauch
Regional Coordinator Liaison
1043 Walton Pass, Evans, GA 30809
706-228-7239
rcliaison@miniatures.org

Rhonda Keef
Convention/Houseparty & Liaison
16 South Antigo Court
Greer SC 29650
housepartyliaison@miniatures.org

Jan Skuppim, Member At Large
928 Laguna Lane
Washington, UT 84780
435-652-9746 • jskuppim@aol.com

Board Committees

Parliamentarian
Terri Reasor
612 11th Avenue Apt 1A
Huntington, WV 25701
304-840-8001
parliamentarian@miniatures.org

Museum Chairman
Phil & Lynne Joehnk
7240 Walnut Creek Drive
West Chester, OH 45069

Historian
Debbie Young
11468 North Bloomfield Rd.
Nevada City, CA 95959
(530) 478-9658 • yngathrt@gv.net

Academy of Honor Chairman
Shawn Betterley
70 Wing Street, Bangor, ME 04401
207-947-3963
shawn@robinbetterley.com

Founders Award Chairman
Amy Rauch • 706-228-7239
Rauchfam@aol.com

Special Events
Thuy Means • 316-210-1654
SpecialEvents@miniatures.org

NAME Webmaster
Dan Stewart
webmaster@miniatures.org

Estate Disposition Chairman
Jenn Swager
estates@miniatures.org

Copy and Ad Deadlines

January / February: October 1
March / April: December 1
May / June: February 1
July / August: April 1
September / October: June 1
November / December: August 1

Advertising Information

Request a rate card from the NAME office for color and black-and-white ad prices. A typesetting/design service is available. Classified ads are 65¢ per word. Abbreviations, initials, name and address are chargeable words.

Membership Dues

Effective June 1, 2015

Individual

1 Year: \$40
2 Years: \$68
3 Years: \$95

Family Member (Must reside at the same address as full member)

1 Year: \$14
2 Years: \$23
3 Years: \$34

Youth Membership

1 Year: \$17
2 Years: \$34
3 Years: \$51

Student Membership

Age 18-25 studying at a recognized college/university 1 Year: \$17

Individual (Outside US)

1 Year: \$42 (U.S. Currency)
2 Years: \$74 (U.S. Currency)
3 Years: \$108 (U.S. Currency)

Life Membership - \$750

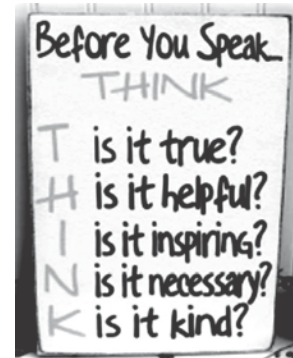
Shop Membership
\$50 per calendar year

Business Partner
\$100 per calendar year

From the President Karen Barone



I often wonder when I speak to people or email them, do they read into it a tone, meaning or attitude that is not there? Last year I found this sign and shared it with the Board and I thought I would share with you all, because



let's face it, we have all done it. Often times, we become overzealous in our need to criticize someone or something, we forget to be kind and think on how we speak to our volunteers. My personal motto is if I am going to criticize an idea that comes out, then I try to have an idea of how I think could make that idea better and still make sure

I treat that person with respect. I am not trying to lecture you all, just a reminder to be kind to those who give countless hours to NAME.

In November, NAME was at the Philadelphia Miniaturia and boy, did we have fun!! It was only my 3rd Miniaturia show and I was still overwhelmed by all the wonderful dealers and attendees. It was a pleasure to meet you all... I took the job at the show to do the NAME Auction. Thanks to the very generous members of NAME who donated, we had 4 successful auctions during the time we were there. On Thursday, thanks to the help of Veronica Foreman, Barbara Thornton-Hill, Luci Hanson and Mary Barret, we unpacked all the donations and sorted into various groups. We had so many donations, Luci suggested that we do a silent auction at NAME Night. So we pulled about 30 items for the NAME Night Auction and wow, did everyone love it!! Thanks, Luci for a great idea and thanks to Bonnie Gallagher and Ruth Davico for their assistance during the Auction. NAME night also had make and takes, as well as demos. Thanks to Debbie Young who offered red shoes, Barbara Thornton-Hill offered flowers and Luci Hanson offered a fish tank as make and takes. Our demos were a Halloween Cake by Ruth Stewart, Frames by Pete and Pam Boorum, and My Tool Bag by Shannon Moore. Roy Moore was our photographer. Thank you all for helping to make NAME Night successful.

We did two silent auctions on Saturday and thank you to Jackie Bartz and Blanche Renz for their assistance during the silent auctions. After the silent auctions on Saturday, we then had to move everything for the Sunday morning auction upstairs. With the help of Jackie and Veronica, we moved all the auction items. We placed everything

— Continued on next page

From the President

— Continued from page 7

where we thought they would look best and Marnie King and Barbara Thornton-Hill made all the signs that described each piece. This took us over four hours with a dinner break but we wanted it done before we walked into the room on Sunday morning.

By Sunday morning I was a bundle of nerves. I had never done anything like this before and I have to say, it went pretty good. Ginger Landon Siegel was our Auctioneer and she did an awesome job!! Luci & Barbara were my spotters and thanks to Veronica Foreman, Tomas Kubrican, Marnie King, Sandy Kraft and Shery Segal, everyone seated got to see all the items as they were walked around the room. I also want to say a thank you to Colleen Walker for her assistance in helping me to understand the logistics of putting something like this together... I am proud to say for the 4 auctions, we raised \$12,499.50. Thank you all again for your donations and assistance to help make this event a success.


No show that NAME participates in is done until we thank the promoter of the show. Kim Appleby-Sher, thank you again for inviting NAME to participate in the show. Your support and encouragement over the years for NAME and the volunteers is greatly appreciated. Thank you and NAME looks forward to working with you again.

Queen

Regional Ambassador Award

It is time to recognize the special efforts of members in your Region. Every year at the National Convention, NAME honors a member from each Region with the Regional Ambassador Award. This is a person who, in official words, "has shown outstanding efforts to promote NAME and public awareness of miniatures and the miniature hobby."

If you know someone in your Region whom you would like to see nominated for the Regional Ambassador award, contact your Regional Coordinator. Visit the NAME website for guidelines for this award: www.miniatures.org



2016 NAME National Convention • Seattle, Washington • July 17-24, 2016

Registration Opened
January 29, 2016

"Welcome to My Garden"



Chairman

Leanne Kirsch
701-683-5205 • lkirsch@drtel.net

Assistant Chair

Debbie Young • youngthrt@gv.net

Centerpieces

Debbie Young • youngthrt@gv.net

Charity

Rosie Shipman, *Chair*
509-670-4615 • minirose@nwi.net

Abby Carlson, *Assistant*
miniquest@aol.com

Home Improvement Seminars

Sharron Emery, *Chair*
253-846-7114 • otisemery@comcast.net

Door Prizes

Rosie Shipman, *Chair*
509-670-4615 • minirose@nwi.net

Abby Carlson, *Assistant*
miniquest@aol.com

Exhibit Room

Fay Liner, *Chair*
206-310-6432 • fayliner@msn.com

Marla Nulph, *Assistant*
Mjn_453@comcast.com

Gold Star Volunteers

Jane Sanem, *Chair* • 612-900-6106
janeansanem@gmail.com

Joan Purcell, *Assistant*
jpurcell@abraauto.com

Hospitality

Dolly Wyttenberg, *Chair*
503-292-9960 • Dwyttenberg@gmail.com

Estella Virgin, *Assistant*
lv969@comcast.net

Host/Hostess

Pat Perry, *Chair*
403-256-2138 • paperry@shaw.c

Table Seating

Doreen Lindsay, *Chair* • dflindsay@shaw.ca

Mini Exchange

Joane Fornsstrom, *Chair*
503-644-7997 • jfornsstrom@gmail.com

Deb Graham, *Co-Chair*
memo3421@msn.com

Operations

Jeff Packard, *Chair* • youngthrt@gv.net

Operations Room

Helen Jeremiah, *Chair* • 425-774-5948
HelenJ.Jeremiah@gmail.com

Lisa Gabbert, *Assistant*
lisa526@fronteir.com

Houseparty Helpers

Judy Krueger
208-699-4187 • ministuff33@aol.com

Publicity

Georgia Matuschak, *Chair*
peteorgeorgia@gmail.com

Pat Williams, *Assistant*
patwilliams@q.com

Pre-Convention & Registered Workshops

Barbara Lundberg, *Chair* • 503-643-4752
barbara.lundberg@comcast.net

Jean Bevens, *Co-Chair*
littledoc25@comcast.net

Registration

Lisa Gabbert, *Chair*
lisa526@frontier.com

Souvenir Book

Jean Lierman, *Chair*
503-472-2054 • tojean@Frontier.com

Roundtables & Mega Roundtables

Barbara Thornton-Hill, *Chair*
bathca@gmail.com

Chris Ernst, *Co/Chair*, jcernst@comcast.net

Sales Room

Georgia Queen, *Chair*
503-472-2618 • GeorgiaQ@aol.com

Jean Lierman, *Assistant*
503-472-2054 • tojean@Frontier.com

Souvenirs

Barbara Anderson
920-459-8259
barb-a2110@hotmail.com

Kay Felde, *Assistant*

Tote Bags

Lani Saunders, *Chair*
503-654-7376
Lanjim442@comcast.net

Tours

Peggy Alvarez, *Chair* • 503-639-2357
Peggyalvarez5@Yahoo.com

Special Event

Georgia Queen, *Chair*
503-472-2618 • GeorgiaQ@aol.com

Jean Lierman, *Chair*
503-472-2054 • tojean@Frontier.com

Youth Activities

Sally Lonn, *Chair*
425-785-0625 • sallylonn@gmail.com
Marsha Beardsley, *Co-Chair*
931-505-4166 • Dmbeardsley1@aol.com

Convention Advisory Member

Jayne Payne
paynejb@hotmail.com

BULLETIN BOARD

Special Notices

WANTED Artisans for Souvenirs

Are you interested in doing a Souvenir for an upcoming Convention or Houseparty?

NAME is looking for artisans to make souvenirs for upcoming events.

Contact Rhonda Keef or the Chairman of the event.

Rhonda Keef:
housepartyliaison@miniatures.org

NAME Day 2016 Bunk & Trundle Bed

• Cutters •

Contact Thuy Means for information on cutting kits:
thuymeans@gmail.com

• Events •

Having an event for your NAME club or other NAME members?
Contact Ruth Heisch to announce your event:
grouchybeartoo@aol.com

• Questions? •

Contact Thuy Means,
NAME Day Chairman
thuymeans@gmail.com



Sacramento, California March 24-26 Regional Houseparty ABCs of Miniatures

The 2017 Sacramento Regional Houseparty Committee invites you to apply to teach a pre-convention and/or registered workshop, present a theme luncheon, or be a dealer in the sales room. Although this Houseparty will be 1" and 1/4" scales in terms of souvenirs, table seating, swaps and doorprizes, other scales are invited to participate in workshops and salesroom.

Chairman: Barbara Thornton-Hill
530-265-5704 • Cell 650-380-2028 • bathca@gmail.com

Assistant Chairman: Carlene Brown
530-701-1292 • petecar55@yahoo.com

- **Theme Luncheon** • Thuy Means • thuymeans@gmail.com
- **Sales Room** • Georgia Queen • 503-472-2618 • GeorgiaQ@aol.com
- **Pre-Convention & Registered Workshops** •
Barbara Lundberg • 503-643-4752 • Barbara.lundberg.comcast.net
Leanne Kirsch • 701-683-5205 • Cell 701-308-1348 • lkirsch@drtel.net

Please use current applications:

Go to the NAME website www.miniatures.org

Log in as a member, look in: Member Section > Forms & Documentation > Convention & Houseparty Applications. Then choose the appropriate application. Please read and follow the instructions carefully.

Application Postmark deadline: May 4, 2016

Regional Coordinator Founders Award

Nominate your past regional coordinator for this award now!

Go to our NAME website at www.miniatures.org and click "forms" and download a copy of "Recommendation for Founders Award" form. You can also get a form by contacting the NAME office. Please take a few minutes to recognize our past hard-working Regional Coordinators by filling this form out. Send it to me on or before the May 1, 2015 deadline.

Amy Rauch, 1043 Waltons Pass, Evans GA 30809
706-228-7239 • Rauchfam@aol.com

Deadline: May 1, 2016

Send information for the Bulletin Board to:

Dorothy A. Hansen, PO Box 1285, Monroe WA 98272-4285 • E-mail: gazette@miniatures.org

1920's Fashions for Well Bred Young Ladies and Gentlemen

By Cat Wingler, Southport, North Carolina

Fashions in the 1920s followed the leading movie stars and designers of the day. Elsa Schiaparelli and Coco Chanel had devoted followers all over Europe and America. The straight lined chemise and the cloche hat defined the entire era. Hemlines began at the ankles, worked their way up to above the knees and then dropped again to below the knee by the end of the 1920s, but never again would floor length dresses become the norm for daytime wear. Well, except, of course, for a certain few hippies in the 60's and early 70's.

It was the custom for well-bred ladies to change from their morning dresses to afternoon or Tea dresses. Evening wear was often made of expensive fabrics, beaded or embellished, or trimmed with fur. Scarves were an important fashion accessory, worn on the head, tied just over the brow with the bow at the side of the head.

Hair was cut into the "Bob", a chin length cut, with or without bangs. (Incidentally, the Bob led to the invention of the Bobbie Pin!) Or the Eton Cut, made famous by Josephine Baker, or the shingle cut, dubbed the "boyish Bob".

Ladies used jewelry or other fancy embellishments to add a feminine flair. The Bob was usually worn straight but could also be finger waved or marceled or even permanent waved. And Women used Brilliantine to "give gloss and softness" to their hair!

And the Men? Well, the men wore their hair in the "Patent Leather Look", parted on the side or in the middle and slicked down to the head. They wore their trousers straight and narrow legged with cuffed pants occasionally beginning to be seen. The tuxedo was the preferred evening wear, the tail coat being considered rather too old fashioned and snobby. The more affluent wore top hats or Homburgs. The Middle class wore fedoras or the bowler hat. And in the summer, they all wore Straw boaters. The working class wore a flat cap or newsboy cap.

And what did they wear to the speakeasy? Well, HE wore a short suit coat and probably his Fedora or Homburg, which the Gangsters adopted as their preferred mode of dress. SHE was dressed to kill, coordinating her dress, scarf, shoes, rolled stockings and jew-

elry, full make-up including rouging the knees, but sans corset. And they drank Bathtub Gin while they danced to Jazz Music. And, now you know that jazz is the reason she didn't wear a corset in the first place, for how can you dance to Jazz if your movements are restricted by a corset?

Put on your favorite outfit, Bob your hair, rouge your knees, and join us in Greenville, South Carolina September 16-18, 2016 and help us party to the tunes of the time at Gals, Gangsters and Gatsby Small Scales Houseparty.



See page 27 for NAME Cutouts. Paper dolls in two scales, for you to embellish.



GREENVILLE, SOUTH CAROLINA SMALL SCALES HOUSEPARTY

Gals, Gangsters & Gatsby • September 16-18, 2016

Registration Opens April 20, 2016

Chairperson

Rhonda Keef • 864-313-1922
minicollector@yahoo.com

Assistant Chair

Janet Chase • 864-993-5209
flocmac@embarqmail.com

Centerpieces

Jane Payne
paynejb@hotmail.com

Doorprizes

Carolyn Peck • 803-957-8563
miniminded@sc.rr.com

Exhibits

Susan Farnik • 864-895-6218
sjfarnik@gmail.com

Gifts

Marilyn Oakes • 864-244-1926
moakesmini@aol.com

Gold Star Volunteers

Jackie Batcheller • 910-545-3360
jackieb@ec.rr.com

Hospitality

Debra Washington • 864-202-1757
imcr8ful@gmail.com

Houseparty Helpers

Becky Lipscomb • 423-899-2444
realmag1945@gmail.com

Mini Exchange

Katrina Bailey • 706-373-1942
kbminis@comcast.net

Kathy Hammons • 706-840-5575
kehammons@gmail.com

Operations

Marie Bird • 803-238-7984
Ambird3@sc.rr.com

Lynn Frank • 336-749-7041
lmfrank.bobwhite@yahoo.com

Public Day

Pat Campbell • 803-312-4394
Dcampbell70@sc.rr.com

Publicity

Cat Wingler • 910-454-4248
catwingler@ec.rr.com

Registration

Lissa Loosmore • 828-676-6627
eloosemore@att.net

Johnnie Aranda • 828-380-0613
Jaranda682@hotmail.com

Round Tables

Amy Rauch • 706-228-7239
rauchfam@aol.com

Sales Room

Donna Brewington • 864-350-0055
Djbrewington52@gmail.com

Silent Auction

Suzanne Larson-Tamburo • 615-776-5981
suzandmini@aol.com

Souvenir Book

Cat Wingler • 910-454-4248
catwingler@ec.rr.com

Table Host/Hostess

Janet Chase • 864-998-3525
flocmac@embarqmail.com

Theme Luncheons

Rachel Bonney • 704-663-4692
rabonney@windstream.net

Thursday Evening Workshop

Debbie Young
yngathrt@gv.net

Tote Bag Favors

Joan Carn
706-825-4556 or 706-541-0390
Cacarn115@comcast.net
Rachel Watson • 706-840-4421
Rachel.watson@augustachronicle.com

Workshops

Rachel Bonney
704-663-4692
rabonney@windstream.net

STATE DAYS

• 2016 •

N-1 Nevada

1" scale

Elegant Art Deco Entryway
April 9, 2016

A-3 Ohio

1" scale

*UFMP Flipped Fairy
Fairy Garden Treehouse*
April 9, 2016

See the Calendar Section
or the NAME website for
more information about the
events listed here.

Dealer, Workshop, and Theme Luncheon Applications

Please note changes to application instructions and use current applications from the Documents & Forms section on the NAME website. Application forms are available online at: www.miniatures.org or from: NAME, PO Box 69, Carmel, IN 46082

NAME Day 2016



OCTOBER 1, 2016

2016 NAME Day project is a bunk & trundle bed designed by Liz West


facebook.com/groups/291500559776/

HEADLINES



SEATTLE, WASHINGTON 2016 NATIONAL CONVENTION

Welcome to My Garden
July 21-24, 2016



GREENVILLE, SOUTH CAROLINA SMALL SCALES HOUSEPARTY

Gals, Gangsters & Gatsby
September 16-18, 2016



SACRAMENTO, CALIFORNIA HOUSEPARTY

ABCs of Miniatures March 23-26, 2017

*Dealer, Instructor, and Theme Luncheon
applications postmark deadline is May 4, 2016*




ALEXANDRIA, VIRGINIA 2017 NATIONAL CONVENTION

Come to the Circus
July 27-30, 2017

SCRANTON, PENNSYLVANIA M1 REGIONAL HOUSEPARTY

The Legend of Sleepy Hollow
September 21-24, 2017



LOUISVILLE, KENTUCKY HOUSEPARTY *Jockeys and Juleps* • May 18-20, 2018

CHARLESTON, SOUTH CAROLINA 2018 NATIONAL CONVENTION *Sweet Tea & Sunshine - a Southern Celebration* August 23-26, 2018

2017 Sacramento Houseparty

By Will Thomas, Brentwood, California

The March 2017 houseparty in Sacramento will highlight some new miniature show innovation and a gold mine's worth of lore in and around the California capital city's world of yesterday.

The theme for mini crafters at Houseparty 2017 is the instructive ABC's of Miniatures, all about the tools and techniques involved in miniature creation and interpretation. However, there'll be a new twist when participants register, Chairwoman Barbara Thornton-Hill explains. Members will be asked to designate their preferred scale—one inch or one-quarter inch. That, she adds, will help organizers plan for souvenirs of the selected scale, and to also assign designated table seating at meals for one-inchers and quarter-inchers.

Suggests Barbara in citing the importance of the plan: "Talk to friends with whom you might want to sit because they all will need to register for the same scale to sit together." Other scales are welcome for workshops and sales room vendors and "will be considered equally with the one-inch and quarter-inch scales".

While dates of the Houseparty 2017 are March 24 through 26 at the Double-

tree Hotel on Arden, pre-convention workshops will be on March 23. Details for more activities and the March 22 tour plans will be outlined in a future *Gazette*.

There'll be an opportunity to see and feel such historical treats as Old Sacramento, built sometime after 1862 atop the ruins of earlier buildings ravaged in a series of devastating Sacramento River floods; the western terminus of the famed, yet short-lived Pony Express; the construction of circa-1839 Sutter's Fort; and the 1848 discovery of gold at a fork of the American River near Coloma, fifty miles-plus southeast of what then was Sacramento City.

That discovery mushroomed into the "1849 Gold Rush" after a reported eighty thousand immigrants from around the world made the trip by sea and land during that single year, hoping to strike it rich. If that array of historical sites doesn't pique your interest, there are other places to marvel over—an estimated 30 museums, including the notable California Railroad Museum at the 28-acre Old Sacramento national and state historic landmark site. Weary, interests well sated? A glass (or two) from

the region's many wineries might just be what you need.

Sacramento is situated in California's vast Central Valley. In-between are two agriculture-rich valleys, the Sacramento on the north and the San Joaquin to the south. The "Mother Lode" or the "Gold Country," where so much of the region's history began, is in the eastward foothills. During the California Gold Rush, Sacramento was known for its distribution facilities and, in addition to the fledgling Pony Express, was the western end-of-the-ride point for the first Transcontinental Railroad, wagon trains, stagecoaches and riverboats.

With an estimated population of 485,199 in 2014, it presently has been called "the cultural and economic core of the Sacramento Metropolitan area, which includes seven counties."

Organizers already have months of toil behind them in handling planning, such as staffing committees, selecting a suitable venue, working on dealer sales room contracts and lining up club and individual displays.

Please join us for a unique and exciting adventure in California in 2017.



OF MINIATURES
NAME REGION N2 HOUSEPARTY
MARCH 24-26, 2017 • SACRAMENTO, CA

SACRAMENTO, CALIFORNIA HOUSEPARTY

ABCs of Miniatures • March 23-26, 2017

Dealer, Instructor, and Theme Luncheon applications postmark deadline is March 4, 2016

Hosting Chairs

Barbara Thornton-Hill
bathca@gmail.com • 530-265-5704
Carlene Brown • petecar55@yahoo.com

Centerpieces

Vegie MacLean • vegiedon@yahoo.com
Liz Driver • elizabethdriver@comcast.net

Charity

Jackie Rich • jlrlar48@aol.com

Door Prizes

Ruth Heisch • grouchybeartoo@aol.com
Diane Piziali

Exhibit Room

Lynn Hamel • lhamel@ranchomurieta.org
LaVerne Munz • natomas10@yahoo.com

Goldstar

Barbara Fairbanks • minimage1@gmail.com
Glendon Davis • glendondavis@sbcglobal.net

Hospitality Room

Melissa Holmes • 2corgis@comcast.net
Diane Walter • jandi2000@comcast.net

Hosts/Hostesses

Leslie Swager • leslie@waveville.net
Laurie Parker • laurieparker327@yahoo.com

Houseparty Helpers

Open

Operations

Pat Frost • frostpl@aol.com
Jeff Packard • yngathrt@gv.net

Public Day

Open

Publicity

Will Thomas • place1@comcast.net

Registration

Bobbie Schmidt • Artbum@aol.com
Jennifer Rich • msjenniferrich@yahoo.com

Roundtables

Lisa Panken • lpanken@yahoo.com
Lisa Holm • liisah20lm@comcast.net
Paula Holm • beangreen@comcast.net

Sales Room

Georgia Queen • georgjaq@aol.com
Jean Lierman • jean@frontier.com

Silent Auction

Luci Hanson • lucihanson37@gmail.com

Souvenir Book

Laura Johnson • dollsinmin@sbcglobal.net
Trish Billard • billard_trish@hotmail.com

Souvenirs

Carlene Brown • petecar55@yahoo.com

Swaps

JoAnn Jacot • jacot@clearwire.net

Theme Luncheons

Thuy Means • thuymeans@gmail.com

Totebags

Carol Carton • carton84@hughes.net
Pattie Hong • peppermint_pattie@att.net

Tour

Open

Activities/Events (Thursday nite)

Debbie Young • yngathrt@gv.net

Workshops

Leanne Kirsch • lkirsch@drtel.net
Barbara Lundberg
barbara.lundberg@comcast.net

Convention Advisor

Colleen Middleton
minimiddleton@yahoo.com

N2 Regional Coordinator

Barbara Thornton-Hill • bathca@gmail.com

SLATE OF NATIONAL OFFICERS

PRESIDENT



**BARBARA
THORNTON-HILL**
NEVADA CITY, CALIFORNIA
REGION N2

SERVICE AND ACHIEVEMENTS TO NAME:

- NAME Member: 32 years
- NAME Day Chair (2011, 2014, 2015)
- NAME Board of Trustees (2007-2014) Second VP, Secretary, Special Events, RC Liaison (May 2015 – July, 2016) First VP
- Regional Coordinator and State Representative – Region N2
- Houseparty Chair for Sacramento, 2017
- N2 Chair – State Day, 2005; Mini Weekend, 2006; Club President’s Retreat, 2007
- Registration Chair for San Jose Regional, 1993; Tote Bags & Swaps in Fresno, 2007
- Club President
- Regional Ambassador/President’s Award - 2006
- Golden Bear Award in 2005 (California State Fair Award) – Best of Show
- Instructor of children’s’ classes – Good Sam Show

PROFESSIONAL EXPERIENCE:

- Masters Degree in Speech Pathology and Learning Disabilities.
- 30 years experience in Special Education (scheduling, developing long and short-term goals, evaluation/progress reports, counseling, staff management and training.
- Editor, Stepfamily Association Newsletter (4 years)
- Palo Alto Teacher’s Association Representative Council. (20 years)
- Board of Trustees member for Malakoff Diggins Mine in California (2 years)

GOALS AND THOUGHTS FOR NAME:

- In order to rebuild our organization and achieve financial stability and solvency, reestablish continuity in NAME operating procedures and Board efficiency, it is my opinion that we need an Executive Director again. It would be one of my goals for the Board to achieve this.
- Increase internet and social media activities and events for our members
- Connect our members in new and different ways
- Fundraising as fun and beneficial to our members as well as NAME.
- Personal contact with members.

I want to continue to help NAME set and meet goals as we move into the future. I have the enthusiasm, knowledge, interest and passion to work for the preservation of NAME and our miniature world.

1ST VICE-PRESIDENT



RHONDA KEEF
GREER, SOUTH CAROLINA
REGION E3

SERVICE AND ACHIEVEMENTS TO NAME:

- Member of NAME and Mini-GAME Club since 1991
- NAME Academy Of Honor - 2015
- NAME Board of Trustees – C/HP Liaison -2015-2016
- NAME Board of Trustees – Secretary – 2012-2014
- NAME Board of Trustees – C/HP Liaison -2010-2012
- NAME Life Member
- NAME Region E -3 Team, Secretary /Treasurer
- NAME Region E-3 Lifetime Achievement Award 2013
- NAME Region E-3 Volunteer of the Year 2004
- NAME Region E-3 Ambassador 2005-2006
- Past State Representative for South Carolina
- Assistant Chair of E-3 Regional Houseparty in 2005
- Chair of the Unicoi Mini Weekend 2010 and 2015
- Chair of E-3 Small Scales Houseparty 2008, 2014 and 2016
- Organized first of several Round Table Days in SC
- Area miniature show promoter - Showcase Promotions

- Served on NAME C/HP Advisory Committee as editor of the Houseparty Manual

PROFESSIONAL EXPERIENCE:

I have been employed as the Accounting Manager for NuChoice Communications, Inc. for the past ten years. My husband Steve and I are recent empty nesters as our youngest is a college freshman.

GOALS FOR NAME:

My goals for NAME are twofold: to grow our membership through an ever growing technology driven world and to ensure that NAME lives within its means by continuing to provide a balanced budget while supporting new exciting endeavors for the organization.

As many of you know, I love to organize mini parties. However, I have recently added the word ‘no’ to my vocabulary when asked to volunteer but not before the next Region E-3 Small Scales Houseparty “Gals, Gangsters & Gatsby” has ended in 2016.

I am grateful for all the friends I’ve made throughout the country because of NAME. I can’t say enough about what NAME and miniatures means to me.

– Continued on next page

2ND VICE-PRESIDENT



**AMY RAUCH
EVANS, GEORGIA
REGION E3**
rauchfam@aol.com

SERVICE AND ACHIEVEMENTS TO NAME:

- I joined NAME in 1993, and I attended my first National Convention in 1996. I have attended every National since then. I am now a LIFE member. I have been a member of Regions A2, E1, and E3.
- I have been President of 3 clubs, in 3 different Regions, for a total of 10 years.
- I have been on the steering committees of: 4 Regional Houseparties, 5 National Conventions, 5 Annual Miniature Shows put on by NAME clubs, and 7 State Days or Mini Weekends.
- I served as the Georgia State Rep for 2 terms, and the E-3 Regional Coordinator for 2 terms.
- I have been a Member-at-Large on the Board of Trustees for one term, serving as the RC Liaison.

PROFESSIONAL EXPERIENCE:

- BS in Special Education from East Carolina University - May 1981
- 3 years teaching Elementary School Special Ed in Blackville South Carolina
- 1 year teaching Elementary School Special Ed in Nurnberg, Germany
- Worked on several different phases of both the 2000 Census, in Leavenworth, Kansas, and the 2010 Census in Augusta Georgia.
- Worked part-time for Census Bureau for 3 years, 2006 – 2009
- Numerous volunteer positions over the years, both on Army Bases, and at my three children's schools. I have done everything from selling hot dogs to the troops as a fundraiser, to directing a middle school production of "The Seven Dwarfs" set in modern times.

GOALS FOR NAME:

The world is changing fast, and NAME needs to make the effort to stay current and relevant to the next crop of miniaturists. There are so many new ways to connect with each other, and new ways to create miniatures. But, our most valuable asset is our long-term members who have given so much to this organization. We have to make sure the present membership is not forgotten in our move toward the future.

I will work to help NAME adapt to new ideas and learn new ways of doing things, while still respecting the lessons we have learned in the past.

SECRETARY



**ALICIAN PEARCE
JANESVILLE, WISCONSIN
REGION A1**

SERVICE AND ACHIEVEMENTS TO NAME:

- I am a life member from Wisconsin. I have loved miniatures, and NAME for many years now.
- I am the current Wisconsin State rep, I want to be the next secretary for NAME.
- I have coordinated 6 very successful NAME days in Wisconsin, and I am planning on coordinating the next one also.
- I was the assistant chair for the Madison small scale house party in 2015, and I have been, and I am currently on other houseparty committees.
- I am currently the workshop chair for Retreat into Miniatures, and belong to several local clubs in Wisconsin.

PROFESSIONAL EXPERIENCE:

- I have been secretary for a PTA chapter for my boys schools.
- I own and operate 2 successful businesses in Wisconsin.

GOALS FOR NAME:

I feel one of my strongest points is being able to organize my time well, and the ability to work well with others. I am a hard worker, willing to go above and beyond what is expected of me.

I enjoy giving back to NAME any way that I can, whether it is with my time, or helping with a houseparty/convention, or some other type of donation. I think NAME can grow even larger, by embracing the internet, and social media to pull the younger generation in.

— Continued on next page

TREASURER



STAN BOYD
WHEATON, ILLINOIS
REGION A1

PROFESSIONAL EXPERIENCE:

Retired Bank Examiner for the State of Illinois. Having served over 30 years.

GOALS FOR NAME:

Ensure that the financial integrity of NAME continues. Work to strengthen NAME so the enjoyment of miniatures will continue for upcoming generations.

SERVICE AND ACHIEVEMENTS TO NAME:

- NAME Treasurer 2014-2016
- My wife, Donna, and I have been avid miniaturists and members of NAME since 1992.
- I have been actively involved in our NAME club, the Wee 'c' Club, as President, Treasurer and Trustee over the past 20 years.

MEMBER AT LARGE



ANN MARIE BIRD
SUMMERVILLE, SOUTH CAROLINA
REGION E3

PROFESSIONAL EXPERIENCE:

- 18 years as Trust Officer for State Chartered independent trust companies, working with people with special needs
- 14 years working in financial industry – as Branch Administrator for large securities firm
- Master of Arts degree in Organizational Communication

GOALS FOR NAME:

My vision for NAME is to work toward building a sound, vibrant organization which is always respectful of the history of past members who worked hard to found and grow NAME. It is also vitally important to look toward the future as we begin to attract more members. We must work together to strengthen the ties and benefits for all members, whether they work on miniatures alone or in group settings. Every member is so important to the future of NAME. I also firmly believe that we must build our organization by all reaching out to persons on an individual basis. The Board members for NAME must project a positive, encouraging attitude to our membership and to potential members. I would like to work with regional coordinators to improve the flow of communication and ideas to and from the membership at large.

SERVICE AND ACHIEVEMENTS TO NAME:

- Active member since 2002
- Charter Member of C-977, Palmetto Miniature Club, Columbia, South Carolina
- Worked on two South Carolina State Days
- Served as President of Palmetto Miniature Club for 6 years
- Serve as Treasurer of Palmetto Miniature Club since 2002
- 2008 Greenville Small Scales Houseparty Steering Committee
- 2010 Unicoi Small Scales Weekend Steering Committee
- 2012 NAME National Convention in Charlotte, North Carolina Steering Committee
- 2014 Greenville Small Scales Houseparty Steering Committee – Operations Chair
- 2015 Unicoi Mini Weekend Steering Committee
- 2016 Greenville Small Scales Houseparty Steering Committee – Operations Chair
- 2018 NAME National Convention in Charleston, South Carolina – Convention Chair
- Served 4 years as Swap Chair for E-3 Region
- Currently E-3 Regional Coordinator

– Continued on next page

MEMBER AT LARGE



ROY MOORE
WELLINGTON, FLORIDA
REGION E3

SERVICE AND ACHIEVEMENTS TO NAME:

- I've been a NAME member for 25 years
- Life Member #57 (Heinz57)
- Member of AOH
- One who cares deeply for a wife that loves miniatures and NAME in particular. Over the years, her friends have become mine and I've developed a sense of home in the miniature community.
- Chair of the Spruce-Up Committee
- Operations Chairman for the Charlotte National Convention
- Chairman of the Bylaws Committee
- Member of a committee to evaluate the NAME house usage
- Author of a study on the NAME garage
- Founder of the NAME Men's Garden Club, which is still the largest club in NAME
- Founder of the Dollar Club which has helped raise money for NAME operations.
- Serving on NAME's membership committee

PROFESSIONAL EXPERIENCE:

Civil Engineer. My job involved traveling to a number of Eastern cities which included Indianapolis, and I dropped by the NAME office to offer my help. Besides stuffing envelopes, I began doing some work on the yard and outside of the house, eventually becoming Chair of the Spruce-Up Committee, a position I held for several years.

GOALS FOR NAME:

I'm presently serving on NAME's membership committee because I believe growth in membership is the single most important goal for NAME. During the last few years of my professional life as a civil engineer I was privileged to travel and interact with about 250 other professionals, serving in a technical leadership and educational role. During this time, I became more confident as a public speaker and coordinator of activities, skills which I believe will serve well in working with NAME members.

MEMBER AT LARGE



JANE SANEM
MINNEAPOLIS, MINNESOTA
REGION A1

SERVICE AND ACHIEVEMENTS TO NAME:

- NAME member since 2006
- Minnesota State Rep. (A1)
- Have organized our last 3 NAME Day events
- 2016 Seattle NAME Convention – Gold Star Chair
- I have attended every NAME Convention since 2007
- Volunteered at several NAME conventions

PROFESSIONAL EXPERIENCE:

I am recently retired after almost 40 years in the construction industry. My specialties were marketing and membership development. Representing our construction trade association, I staffed many trade show booths. Other interesting jobs have been: a car hop, an elementary school teacher, and a "mystery shopper". I have been passionate about miniatures since they found me in 2005. Our local club is the Midwest Miniature Guild (MMG). Currently, I'm vice president. I've taught several classes at MMG.

GOALS FOR NAME:

I want NAME to grow and prosper. With my marketing experience, I want to reach current and prospective NAME members. We need to continue using social media to reach out to younger miniaturists. We need to use multiple sources to get the word about NAME out.

On the Cover - The Mad Hatter's Tea Shoppe

By Gwen Campbell, Gainesville, Florida

The Mad-Hatter Café was the Thursday Night Workshop at the 2015 National Convention in Indianapolis, Indiana, designed by Robin & Shawn Betterley.

I changed the banner and made it into a Tea Shoppe since the Mad Hatter was having a tea party in Alice in Wonderland. I added toadstools in the front,

with servings of cupcakes on them. I also cut out and hand painted Alice herself as the shoppe proprietor. Several of the cakes are by Betinha Murta.




The Mad Hatter's Tea Shoppe by Gwen Campbell.



Several of the cakes are by Betinha Murta.



I cut out and hand painted Alice herself as the shoppe proprietor.



Toadstools are added in the front, with servings of cupcakes on them.



Mad Hatter Café, designed by Robin & Shawn Betterley. This project was exclusive to the National Convention and was offered in all three scales. Show other NAME members what you did with your Café. Send 300dpi photos to gazette@miniatures.org



On the roof are the white rabbit, some red roses that the "cards" painted, the Mad Hatter's hat, the Queen of Hearts playing card, and a door mouse in a tea pot (behind hat).

Workshop from the 2015 National Convention

by Sue Herber, Bellevue, Washington • Photos by Steve Herber




The Mad Hatter workshop designed by Robin & Shawn Beterly was available in three scales. This is 1" scale. I included

many of the souvenirs, totebag items and special table gifts. Note the LED magnet lights in the ceiling.




1/4" scale Boardwalk

By Rosemary Shipman, Wenatchee, Washington



Top Right: Susie's Seashore Seashells is part of the Boardwalk.


Bottom Right: Lemonade stand was part of the tote bag from the Madison Houseparty. You could go to the Hospitality room and work on this project during the houseparty.



Above: Souvenirs from the Small Scale Houseparty in Madison, Wisconsin, NAME County Fair. The Cheese Shack by Sue Herber. Alice in Dairyland by Gayle Clausen. The hotdog cart and ice cream cart were gifts from the committee.



Right: The Mad-Hatter Cafe in 1/4" scale was the Thursday Night Workshop at the 2015 National Convention in Indianapolis, Indiana, designed by Robin & Shawn Betterley.



Making Your Bed: NAME Day 2016

By Pat Frost, Renton, Washington



chew toys, their snack cookies, and your favorite shoes? Maybe you could enhance the décor with a dog's view of the residue from a pillow fight!

You may use beds like I do--Piles of quilting and fabrics, ...boxes of miniatures and all those bits and pieces we can't get rid of, ... all those projects just waiting for my attention! How about a replica in miniature? It's kind of like having a neater, more fun version of an

Why, the most important ingredient...YOU and all NAME members working on the same basic project, the bunk beds.

The additional exciting factor about this year's NAME project is that there will be complementary pieces offered for NAME Day in 2017 and 2018.

This will give you not only opportunities for expanding your scene, but also more chances to attract others to NAME and to your clubs. Ruth Heisch (grouchybeartoo@aol.com) would love to hear of your gatherings and NAME Day events. Let her know, and even better, also let your neighbors, friends, and community know about NAME and the NAME Day project.

The bed you make is, like all experiences, yours alone. How you complete it provides an even better time. Think unusual. Think creative. Think outside the box. Think outside the bunk bed!

Make your bed and lie in it... If you are an aficionado of slogans and folk expressions, you'll recognize this as a slightly restructured "You've made your bed, now lie in it." While the folk expression refers to people who find themselves in less than positive circumstances, for our purposes it fits positively into our theme for 2016 for NAME Day!

October 1, 2016, is the date to circle on the calendar. It's your day to make your bed! And then you can decide how to decorate it!

Will it be a straight-forward set of beds for the twins?

Or perhaps your "children"—the puppy dogs—share the beds with their

attic or catch-all store!

How about creating a scene from *Oliver Twist* or *Annie* or an orphanage of lesser fame? You might need more than one bed to achieve your goal. That's why you are in luck! A number of individuals have applied as Cutters of the NAME Day project. Barbara Thornton-Hill and Thuy Means are serving as chairs for the cutter list. The list can be found on the NAME web site and in the *Gazette*, (page 36). Check them out—different types of wood, different finishes, different cutting methods. So what's the same?



Finished 1" scale bed by JP Sligh.




Finished 1/4" scale bed by JP Sligh.

2016 NAME Day Committee

- Thuy Means, Chair
- Liz West & Barbara Thornton-Hill, Design and Development
- Pat Frost, Publicity
- Ruth Heisch, Event Registration
- Barbara Thornton-Hill and Thuy Means, Cutter Co-chairs.
- Thuy Means, Project Testing & Instructions
- JP Sligh, Project Testing & Ancillary Project Development
- Kim Wood, Mailing kits to event organizers

PAPER IN MINIATURES

By Ginger Landon-Siegel, New York



Bistro Garden

My Bistro Garden is a dimensional scene built in a cigar box.

It uses 5 prints on each side. The window floral boxes are cut out to add even more depth to the scene.

Steeple Manor

Steeple Manor is 1/4" scale and works well with the small scale dolls shown. It uses 5 layers of paper cut and shaped to really enhance the wonderful shapes and edges of this house.

This scene was from an old wallpaper panel that was given to me by Sally Manwell years ago.



Cigar Box Tea Shoppes

By Sallie Reitemeyer, Morrisville Pennsylvania

My late friend and mini-buddy, Donna Johnson, used to go to a local cigar store every so often in search of unusual cigar boxes for projects, storage, etc. On a trip last year, she found a couple of square boxes with lift-up lids and mostly open fronts. Donna thought they would make interesting tea shoppe roomboxes, especially since she had a stationery container the sides of which were an almost perfect match for the outsides of the cigar boxes. She took the stationery container apart and I made a copy for myself on photo paper.

We then set to work, each with our own ideas in mind. Donna's shoppe is a cozier place than mine.

I used the original floor level and put in a "balcony" coming in from the "street", with a set of stairs going down to the shoppe level. For the walls, I

shrank down a 1/12th scale narrow-striped wallpaper. There was a matching trim, also shrunk down, which I put at "ceiling" level around the room. Then I added moulding above the border and put in a ceiling (hinged at the back) so that I could put a light with fan to light the room. Boxes of supplies will hide the wires and battery for the light. The teapots and cups and saucers that Donna and I used to decorate the walls were copied and shrunk down from some paper plates I picked up on a

shopping trip in Ocean Grove after one of the NAME days that we celebrated with the Jersey Shore Miniature group. The flooring, while not specifically quarter scale, had tiles small enough to work. I left them the color they came in and used a marker to decorate some of the tiles in the same color as the stripes in the wallpaper.

I was able to fit a stove, refrigerator, and sink along the back wall, along

— Continued on next page



Front opening



Tea Shoppe by Sallie Reitemeyer

Cigar Box Tea Shoppes

— Continued from page 22

with a rack for desserts and a table and chair for the manager (chair currently occupied by the resident cat – shh, don't tell the Board of Health!). In front of the kitchen section is a display case filled inside and out with desserts. It was so much fun finding the desserts! I then was able to fit 6 sets of tables and chairs in the rest of the space. Two of the tables are set; one is in need of clearing; the rest are occupied with most tables having teapots, cups and saucers, silverware, napkins, and plates of dessert. The people I found online – 50 to a bag. At their price, they required re-painting, which I did – matching the original paint as closely as possible.

The “balcony” contains a display counter with a register and a cake on top. A couple are purchasing the cake from the cashier behind the counter. I couldn't resist buying quarter scale money and framing the “first dollar made in the shoppe”.


Donna had a raised floor, but below “street level” with a similar step-up to the cash register (which is perched on top of leftover cabinets). She used the old type of checkerboard flooring in two

sizes. Donna did not put in a ceiling. She used a wide stripe wallpaper (in the same family as the narrow stripe I used) below the chair rail and the narrow stripe above a plate rail. In addition to the teapot wall decorations, Donna also found some other tea-related items. She added miniature figurines to the tops of the cabinets and put a picture of the First Family on one wall. Note that she even had room for a couple of cook books in the corner cabinet. The bowls on the counter below that are tiny paper fasteners with the “legs” cut off.

Donna put in a full kitchen and added the first NAME Day project with the apple pie prep pieces that we had made that year. She had a seated woman in her stash who fit perfectly in the shop-

pe. I repainted the rest of the people for her as I had done for mine. Finding the lovely pink table and chairs (on the right in the photo) inspired her to pick up the pink and white rug and the pink and white table and chairs. The brass espresso machine in the back of the shoppe was a prized find for Donna and she couldn't wait to put it in the shoppe! Of course, I made a framed “first dollar made in the shoppe” for Donna, too. It is on the front of the left cabinet under the cash register. Our cash registers are from Jim's Printable minis, now under Small Stuff's printmini.com.

Lastly, we want to thank everyone whose products made this project a success!



Tea Shoppe by Donna Johnson

• Club News •

Create A Shop . . . the 21st Annual Nebraska State Day

By Edna Perkins • Photos by DeLine Fairis

This event was held in LaVista, Nebraska. Coffee and delicious home made rolls (by Lois Andres) were served before the workshop began. The group started working on their project at 9:00.

Lunch was at the China Star Chinese Buffet in Omaha and enjoyed by all. We had tote bags to open at lunch time and also enjoyed time to visit the few sales tables we had. We were given special gifts throughout the morning and afternoon.

This was a project that each person could complete with their own idea. The day ended with the drawings for the raffle items. Everyone had a GREAT day . . . thanks to the committee members (seen with their finished project).



Working hard on their project are Liz Housewert, Karen O'Keefe and Patricia Minks all from Sioux Falls, South Dakota.



A Christmas House
By Edna Bonney, Chairman



Michele Foley and Edna Perkins



A Doll Shop
By Ada Vicars



A Jewelry Shop
By Lois Andres, Co-Chairman



Christmas
By Georgia Gregg



A Clock Shop
By Harlan Schlueter



A Toy Shop
By Sydney Hulla



Husker Haven
By Del Faris . . . a true Nebraska Cornhusker fan did her workshop representing the football team.



Ye Irish Pub

By Stan Neuenschwander, Pike Road, Alabama

Travel has had a strong impact on my hobby. For years I have been building doll houses representing foreign countries. I became challenged to design, construct, and furnish an Irish Shepherd's Cottage while visiting Ireland during November 2013.

Each month of 2014 were devoted to my Irish cottage; from architectural scale drawings, to construction challenges, making the furniture, carving animals and people, and concluding the decorating.

The July / August 2014 *Miniature Gazette* presented the NAME Day 2014 Cozy Corner. I followed the 1" scale instructions so I could use it in a project. Just maybe I could start a mini-club in Montgomery. The Cozy Corner would be our unifying project. The initial group met in the crafts room at Hobby Lobby.

In the Fall of 2014 Mr. Joseph Johnson retired from the Air Force and he and his wife purchased the Doll House Store. The inventory included a large collection of Doll Houses, furniture, accessories, and building supplies. I offered to enhance their customer base by offering workshops on the second Saturday of each month. The NAME headquarters supplied the data for organizational procedures and membership.

To encourage the attendees, I built a roombox 11" wide, 9-1/2" high, by 11" deep as a working demo model. My objective was to teach reading and interpreting the plans, construction, electrification, wallpapering, crown moulding, exterior and interior finishing, lettering, furnishings, and carving. The envisioned roombox would incorporate the Cozy Corner into the Irish Pub.

It was exciting to transform the room box into the pub. The wallpaper and flooring were scrapbook sheets. The ceiling is Large Circle Tin Ceiling vinyl. The bar cabinet has a vinyl mirror backing. The bar was constructed from thin sheets off of scrap 2x4's. The counter top was painted to mimic connemara marble which we visited at the Moycullen Co; Galway, Ireland quarry. The bar stools were created out of thread spools, a dowel and a circular piece of wood that I designed (published by *Miniature Collector* - Vol. 37, No. 5, number 300, September 2014, page 60)

The accessories; liquor bottle, trays, food, telephone, and cash register were purchased.

The four figures were designed to fit their designated location. The necessary figures include the Bar Tender, customer




NAME Day 2014 Cozy Corner.

at the bar, customer at the Cozy Corner and the waitress Sweet Molly Malone - someday I plan to paint the figures.

The beer mugs are my creative design. Drill a hole in a small portion of a dowel, cut a handle out of a popsicle stick, varnish for a mug or paint for a stein. The stein can be enhanced with a mini Bavarian picture and a button for the lid.

A sign was hand-painted to attract friendly customers to a congenial establishment.

In conclusion, the Cozy Corner really accomplished it's mission.



NAME T-Shirt Pillows

by Dorothy A. Hansen, Snohomish, Washington

When I saw the NAME T-shirts on sale for \$5.00 I knew this was a great deal but I really didn't need anymore T-shirts. I think I own at least one in each design. I thought this is such a great deal I have to buy some (a miniaturist can't pass up a bargain). I remembered seeing a pattern to make a pillow out of a T-shirt. What a great idea! I will make some pillows for my miniature friends for gifts. I made four pillows in about 1-1/2 hours and that was stopping to take photos and making notes for instructions. I wanted this to be super easy, straight stitching, no zippers, you could even sew this by hand.

I have a serger sewing machine and one that does stretch stitch but I decided to use my old Singer Featherweight machine, it was already out and I wanted to get these pillows done. I used a straight stitch on my machine, I did do two rows of stitching (about 1/8" apart). Use the stitching of your choice, straight, zigzag, serger or stretch stitch. It doesn't matter what size your T-shirt is. The T-shirts I bought were all different sizes, I was going for color and what it said. The larger they are the more options you have as to the finished size of the pillow. I purchased ready made pillow forms from the craft store but you could use an existing pillow and this would be a new cover.

TOOLS

- Scissors
- Pins
- Thread
- Sewing machine
(a needle and thread will work too)

MATERIALS

- T-shirt
- Pillow Form or Stuffing

Lay your T-shirt out on a flat surface and find the center of your design. I placed a pin in the center and measured out from that. Decide what size you want to make your pillow. The small pillows with the NAME logo are 12" x 12". The "Miniaturists work as little as they can" is 12" x 16". The largest one "A Quarter to One" is 16" x 16".

I pinned the front and back together to cut out. I decided to make the front a double thickness to give it a little more



body. I used chalk to mark my cutting lines. I cut the same size as my pillow form and used a 1/4" seam allowance. It will make the pillow a 1/2" smaller than the pillow cover to fit the form snug. The back is an envelope type closure. You are using the shirt's hem for the width of the pillow.



Finished Size 16" x 16".

Cut the Front Piece

Cut the top of the shirt (the graphic), the same exact measurement as your pillow (length x width). This will be the front of your pillow.

Cut the Two Back Pieces

Based on the pillow measurements,

cut the back pillow pattern pieces. Cut the front and back of the shirt's hem the same width as your pillow, and three-quarters the length of the pillow.

You should now have three pattern pieces: the front of the pillow (the graphic) and the two back pieces (the hems).

There will be two pieces overlapping (envelope-style) in the middle of the pillow. The preexisting hem on the bottom of the T-shirt will serve as the ends.



First back piece placed on top of front piece.

— Continued on next page

WORKPROJECT T-SHIRT PILLOW

— Continued from page 26

Place the First Back Piece

Place the front pillow piece (the graphic) right-side up. Then place one of the back pieces on top of it, right sides together. Match up the three raw cut edges.

Place the Second Back Piece

Take your other back pillow piece and place it on top of that, right side facing



Sew 1/4" seam allowance all the way around. This one didn't overlap as much as I would of liked. I will add some snaps to make sure it stays closed.

down. Place this on the opposite raw edges of the pillow, so that the hems overlap in the middle. Pin around all four edges and then sew. I trimmed the corners off before turning to reduce bulk.

Flip It Around

Turn the pillow cover right-side out.

Fill It

Stuff the pillow through the back envelope opening.



This is my favorite. I am keeping this one and using it in my office. Finished Size 12" x 12". The two back pieces were cut 9" x 12".

Fold Over and Smooth

Pull both of the back pieces over the pillow form and smooth. The form should now be safely enclosed inside the pillow cover.



Back of 12" x 12" pillow.

Sample of cutting for 12" x 16"



Finished Size 12" x 16". Front was cut 12" x 16". The two back pieces were cut 9" x 16".

Embellishing the Paper Dolls

1920's Fashions for Well Bred Young Ladies and Gentlemen

By Cat Wingler, Southport, North Carolina

Generations of women, children and artists have embellished paper doll clothes. This is where you can let your creativity run free. Use tiny beads, glit-

ter, dimensional paint, ribbons, tissue paper, flowers and leaves, scraps of lace and fabric, just whatever strikes your fancy!

Then, when you have an embellished costume you like, or have created a whole new one, put her in a tiny frame or in a tiny dome!

NAME CUTOUTS • PAPER DOLLS BY CAT WINGLER



See page 10 for more information on 1920's Fashions.



• Club News •

Columbus Miniature Society 29th Annual Miniature Show

By Brian Hughes • Photos by Brian Hughes and April Ansley

The feeling of Christmas was in the air in Columbus Ohio just 5 days before Thanksgiving. The Columbus Miniature Society outdid themselves again this year at our 29th annual Miniature Show and Sale. Our theme this year was "Christmas" and all the exhibits were phenomenal. The Vendors Room and the Exhibits Room were bustling with sight seers and shoppers. The attendance this year was at least 400 in attendance. We had numerous newcomers come from the newspaper article we had ran on our club for the show from the Columbus Dispatch. We had shoppers of all ages present. Our club members all did a door project and was judged by who could tell what the door was all about. It was a huge success. We had 20 doors. We also had an exhibit where we had cigar boxes to take home and if you bring it back next year you got in for free. That really excited the



newcomers. I think they had a count of 41 cigar boxes and all were given out for next year. We had over 80 exhibits and 25 vendors. This year we had several new vendors to add to the family of our show. Twig again outdid themselves this year doing our lunches and refreshments. Our club table was booming

with several raffle items and that was a huge success. We had Mary Martin the NAME A-3 representative who had a Club Presidents meeting. We also the Unfinished Kit Club out of Lima, Ohio who set up some outstanding exhibits. Next year we welcome any other clubs to contact us to set up their exhibits for display. Please contact us if interested at colsminis@yahoo.com. All in all was a good show and we are so happy that so many people left with bags full of purchases and smiles on their faces saying they could not wait till the next year's show.

On that note we want to inform everyone that our theme next year will be "Castles" and we look forward to celebrating our 30th anniversary with everyone on November 19, 2016.

Please also check out our new and revised website at columbusminiature-society.org or our growing Face Book page at Columbus Miniature Society.

We will see you next year.



Filled Cigar Boxes part of the 80 exhibits.

BACK OF NAME CUTOUTS • PAPER DOLLS

1/4" scale • Lighted Tea Shoppe inside a Tea Box

By Thuy Means, Wichita, Kansas

This issue's project is a quarter scale tea shoppe inside a tea box from Dollar Tree. Printies for china plates are courtesy of Preble McDaniel and wall-paper border is courtesy of Dede Turner.

Tools/Supplies

- Box of tea from Dollar Tree, 4-1/4" x 3" x 2-3/4"
- LED kit from Evan Designs (www.modeltrainsoftware.com)
- Brown plastic furniture (grandfather clock and 2 sink cabinets)
- Wood flower pots (5/8" x 9/16"), 1.5 inch circle template for fabric covering tables
- Lace (1/4" to 1/2" wide)
- Glue stick, tacky glue, soldering iron, transparent scotch tape, straight edge/ruler, Xacto knife, scorer
- Latex spray paint—flat or satin white (optional, for plastic furniture)

Room

Box of tea purchased from Dollar Tree. You can use any tea box you like, but the printie for the tea shoppe roombox was created specifically to fit inside the box pictured above. Dimensions have been provided so you can vary your purchase as needed.



This shows how the tea shoppe roombox printie will fit into the tea box. The front opening lid should be at the bottom so that when you close the box, the flap will be at the tea shoppe's ceiling. The back of the "tea shoppe" will be the tea box's "bottom."




Lighting


Lighting is entirely optional, but will add a special shine to your tea shoppe. An LED kit from Evan Designs was used.



Thread one shrink tube onto the red and one onto the black wire of your LED bulb wires. Twist the exposed red wire lead from your LED bulb to corresponding red wire lead from the battery holder with on/off switch. Repeat for the black wires. Slide the button battery into the battery holder-- the "+" sign on the button battery should match up with the "+" sign on the battery holder. Press the "on" switch to make sure the bulb lights up. Slide the shrink tube over



the twisted wire connection and use a solder iron over the shrink tubing to protect your connection.



Gently bend the wires to the LED bulb into L-shape (90 degrees).

Printie

The tea shoppe "roombox" with wall-paper, flooring and ceiling is a printie on page 31. Cut out with straight edge and X-acto knife. Test fit your roombox printies into the tea box.



— Continued on next page


1/4" SCALE WORKPROJECT

Lighted Tea Shoppe

— Continued from page 29



Use a 1/4" hole punch to place a hole into your ceiling printie. Place your LED bulb onto the ceiling as shown on the right above. Secure the wires with scotch tape.



Gather up your excess wire with light switch and battery holder and place onto the back side of your tea shoppe roombox as shown. Secure all wires with scotch tape.



Test fit the above into your tea box. Notice in the back the lid flap goes to the bottom of the box, and there is a 1/2" of unused space to allow room for the wires, battery and lid flap.

Once you are satisfied that everything fits as it should, apply YES glue or paper glue stick to all roombox surfaces and slide the roombox with attached light apparatus into the tea box making sure the roombox printie is flush with the front edges of the tea box.

China Hutch

The china hutch uses two brown plastic furniture "sink cabinets" stacked on each other. The top unit is the back of the sink cabinet. For a shabby chic look, spray paint the brown plastic furniture above with flat or satin white. Allow to dry completely before applying printies.



Printies for the clock face, china plates, cabinet doors for the china hutch, china hutch shelves, and bottom of the grandfather clock have been provided for you. There are two colors — pink and blue.

Tables

The tables are wood flower pots available in craft wood section of most hobby stores. You can also substitute with a 1/2" diameter wood dowel cut to 5/8" length or mini wood spool. Use a 1.5" circle template to cut out the fabric for the table covering. Glue on some lace or pulled bunka to cover up the raw edges of fabric circle. The dowel/pot is centered onto the fabric circle making sure the fabric will be even with the bottom on all sides. Apply a glue line at 12:00, 6:00, 3:00 and 9:00 and press a "fold" onto the pot. Apply additional glue lines at 1:00, 4:00, 8:00 and 10:00 to make more "folds".



Lace Curtains

Going on a bit of lace onto the windows at the back of the shoppe. You could cut out the individual window panes, add some plastic cling film to the back and a printie of "outside scenery" for more realism.



Chairs

Add quarter scale chairs (4-6) of your choice

Add plates of cupcakes/donuts/pastries, teacups using 1/16" or 1/8" eyelets (add tiny jump rings for the cup's handle), vase of flowers etc.

Ceiling Light Shade

Use a 10mm tulip bead or your choice bead to cover the LED bulb/ceiling light shade.

Printie

Use a good quality photo quality paper. It makes a huge difference in capturing detail when the scale is this small. Canon 8.5" x 11" MATTE photo paper, 45# weight, was used for the project pictured. Canon's matte photo paper looks like cardstock (print on the brighter white side) and gives added stability to the overall structure.

If you would like the printies with flooring and ceiling as one piece with the wallpaper or as a Word document so you can re-size the printies, email thuymeans@gmail.com with Tea Shoppe Free Project in the subject line.

Hope you enjoy the project! If you have any questions or need help, email me at thuymeans@gmail.com.

NAME CUTOUTS • 1/4" TEA SHOPPE



Teapots & Teacups




Clock Face

Blue - China Hutch Cabinet Doors, Shelves and Plates



Pink - Plates, China Hutch Cabinet Shelves & Doors



Rug



Ceiling



Floor

BACK OF NAME CUTOUTS • TEA SHOPPE

Recycled into Miniatures II

By Dena Hamlin, Shoreline, Washington

Once again, these ideas are generally meant for 1" scale.

Post-it Notes

I've seen people using an inverted plastic yogurt lid on which to squeeze out a dab of glue to be used up within a few minutes. Then you have to scrape off the old glue when finished. My simpler solution is to use a small pad of Post It Notes. After I am finished using the dollops of glue on the top page, I simply toss that one. All is clean and ready to go again.

Sliding Closet Door

Most dollhouses do not have closets in which to hang clothes. You could use an armour. But why not try to install a sliding closet door or perhaps a glass or screen door? Get an old umbrella. Do NOT cut up grandma's favorite one! In the older ones, the ribs are made like half a pipe, cut lengthwise. Place two cut sections next to each other to make excellent sliders. I can just see some very tiny decals on a thin plexiglass door so the miniature person will not try to walk through a closed sliding glass door!

Flooring and Counter Tops

I purchased two different rolls of Contact paper with tiny designs at a Dollar Store. I thought one would work for flooring and the other, for a counter top. But it is most difficult to try to spread it evenly inside the house or roombox. I recommend cutting a piece of thin cardboard to the exact size of the floor. Then carefully cover it with the Contact paper. You can move it and turn it around so much easier than if it was already in the house. If a bubble appears, you can poke it with a pin and smooth it out without it showing.

When your floor is "perfect", you can glue it in and it will look just like a linoleum floor. Same for the counter tops. Easier to manage going around inside, outside or rounded corners. This tip can even work for other types of floors too. Even if you are using fabric designed for wall-to-wall carpet, it may be easier to apply it to a separate piece of cardboard and then inserting it into place. A spray glue might be just the thing to use.

Light Fixtures

I'm into inexpensive light fixtures. You can go to the hardware store and buy a package of four clear clips to hold a full-length mirror on the wall. There is a screw hole in each piece. Try sawing off the end that would normally go over the actual mirror and you have four little "light fixtures". Some are really cheap and are just plain plastic. Pay a few cents more for the ones with decorative lines on them. Kind of looks like maybe from the 40s.

Insert grain-of-wheat bulbs into the

screw holes. Two together look nice, with perhaps just the tiniest end of the bulb showing below the "fixture". Make sure the cut edges face the rear of the room. To make them shiny, use a bit of clear nail polish or hold a lighter flame to the cut part long enough to melt away the saw marks and make it clear too.

Filling Your Market Stall

Our miniature club made little market stalls. Mine was called The Merry Christmas Nook. Around October, November, thrift stores start putting out earrings with other Christmas items. I found lots of snowmen, angels, Santas and teddy bears, etc., that could stand alone. Scour craft stores or the craft section of fabric stores. Even some buttons may work into your scene. Just keep your eyes open. You never know what you will find!

Packaged Food

Sometimes a real package of food or animal kibble will have a picture of other flavors available perhaps on the back of the package. I once bought a bag of kitty food and on the back was a picture of three other flavors. It so happened that the background was dark blue with a thin, light blue stripe. And one of the other bags was pictured right next to a plain piece of the background design. I carefully cut out a "shopping bag" shaped piece with the picture of the sack of cat food on the front of it. I glued it all together and filled it about 2/3rds full of Grapenuts cereal. Then I folded the top down a couple of times and glued it in place. Now I can shake the bag and 20 years later it still makes the sound of kibble in it! Never use anything moist!

Instant Relatives

Now that we have computers that can enlarge or reduce pictures, it is far easier to make miniatures of real life products. Way back, over four decades ago, a lady I knew laid a number of old-fashioned family photos out and took a single picture of all of them. When she developed the film, there were wonderful miniature pictures of all the large ones. She called them Instant Relatives.

Old Fashioned Picture

We made a project in our miniature club, where we glued a tiny picture into the empty oval of a clip-on earring that could have had a fake stone glued in it. Then we poured in a two-part Epoxy-type resin and when it dried, it did indeed look like an old-fashioned picture. Plus, it sat up by itself because of the clip on the back.

Candy Jars

You never know how long The Dollar Stores will carry something. Recently they have some little bottles about one

inch tall with nail glitter in them in the make-up aisle. Eight to a card. I tossed the glitter and now have several wonderful little glass jars. I don't much care, however, for the plastic top. If you size a dowel into the top, you can cut off about 1/4" or less and use it for a stopper. If you put something delicious in the bottle, people will notice it and not focus on the stopper or "lid". I've seen some wonderful jars of miniature candy.

Bags of Candy

I have never smoked a cigarette, but I have asked friends who do, to save the thin, "plastic" (cellophane?) wrap around each package for me. If you cut out a tiny square about 5/8ths" and fold over and twist the ends around a bead or actual piece of clay "candy", it stays twisted. I'm still trying to figure out how I discovered that! Regular food wrap is a bit stretchy and comes untwisted immediately. But please don't start smoking just to get the plastic wrap!

Bric-a-brac Animals

Hunt for beads in scale, shaped like animals. I just found a pair of earrings with a perfect set of giraffe beads! A bit of filler and a dot of paint or felt-tipped marker can cover the top hole. Sometimes you can find entire necklaces of animal beads at thrift or import stores. Add a couple of animals here and there in a bookshelf of books or for bric-a-brac on an end table. Perhaps a desk could use one or two. Or a set them on a mantle or special shelf.

Fireplace

While browsing in a model train supply store, something like a 1" scale fireplace caught my eye. Come to find out, it was the portal of a tunnel where the trains come out of a mountain! Also, some picture frames (5X7" or smaller?) can be cut about in one-half to look like a mini fireplace. You can insert painted cardboard to make a smaller opening within the frame. Another idea is to make a bunch of thin cardboard bricks, paint them black and arrange them inside the fireplace. You may need to cover the sides with strip wood and secure a mantle on top. Then decorate.

Train Store Finds

Also at the train store I found some extremely small old-fashioned milk cans about 1/2" tall. They could be interesting salt and pepper shakers for a 1" scale table. I actually once owned a real pair shaped like that. Plan on spending a LOT of time in a model train store! I also found some white plastic 1' lengths of "dowel" as thin as a narrow pencil line, that would make great lollipop sticks.

— Continued on next page

Recycled into Miniatures

— Continued from page 33

Coffee Tables

I've seen small stands for egg ornaments used as the base for a miniature end table. Even one or two to make a coffee table. They are getting harder to find, but if you spot an old mom-and-pop hardware store, you may still be able to get round replacement glass for flashlights. Then you can have glass end tables. I've actually seen miniature slices of unusual wood or petrified rock for the top of a coffee table. Some had remarkable small, decorative wood burls for bases.

Natural Light

I used to make a room box and then have to come up with some creative lighting to brighten each corner. Try using glass or plexiglass for the ceiling of an individual box. You may still want to put in some lights, but the light in the room is usually sufficient to illuminate it. I noted that at Hobby Lobby, they carry a perfect "room box", only it is meant for displaying a football, with an oval indentation in the middle. I'm just aching to get one and make a four-sided scene with clear ceiling as well. A rug over the indented oval will conceal it nicely, perhaps with a cardboard backing.

Garage Sale

If you have some ersatz minis you don't know what to do with, why not

try making a "garage sale"? I built a 16" square "garage" with a plexiglass ceiling and front and put "2X4s" all around the walls. Then I put in a rug and placed my goodies on it. I had found a set of Westinghouse salt and pepper shakers in the shape of a washer and dryer. They sit in the corner and there is a sign on them, saying that they are NOT for sale. Between the studs I placed extra pieces of moldings, wire, rope, etc. Just bits of this and that. All sales are final and if you don't see a price, the customer can pick it up and look at the bottom!

Under Construction

I have always wanted to build a room "under construction". You can have stacks of boards for hardwood floor usage, plastic wrap over some furniture in the middle of the room, a rolled up rug, yardsticks, wallpaper rolls, a ladder, moldings, a can of coke and an apple core. Paint brushes and cans. Just the usual stuff in a room under construction. You can even put in "studs" and I figured a 4"X8" piece of white cardboard could pretend to be a 1/12th scale piece of sheet rock. It would look cute to put on a piece of "sheet rock" and see the 2X4s beneath it. Wires could dangle from the ceiling for the intended light fixture or stick out of the wall for outlets. Maybe use ideas from your own real remodel!

Tiny Art

Another discovery at The Dollar

Store was a round container of nail art. Thin little flowers less than 1/4" wide and some clear ones of different shapes and shades less than 1/8th" wide. They would look cute on the front of a perfume bottle for a spot of interest. Maybe used in a modern teen-age girl's bedroom on a cork board or bed frame decorations.

Cork Board

And I'm sure you know you can buy extremely thin cork. I once made some darling cork boards about 2"X3". But my mistake was that I used water-based glue to put actual mini picture frame molding around them. They warped diagonally. Had I used a silicone-based glue and weighted them down while the glue dried, I believe they would have worked out just fine. I had some actual mini newspaper so I cut out articles and used mini photos to place on them. For push pins, I cut the heads off the smallest sewing pins I could find and pushed them into and glued them onto the cork board.

Try making a "crayon" child's picture to put on the cork board or refrigerator. Maybe have an actual child make the picture out of sharpened colored pencils or fine-tipped felt markers or iniaturize a real picture your child made.

So for now, happy miniaturizing! Think "small" - in a "BIG" way!

Thank You

to the individuals and organizations who have made generous donations to NAME.

October 1st - November 30th

BOOSTER \$5-\$49

Jacqueline Bulwith-Fein
Helen Cole
Cindy Cooper
Sharon Frazier
Gail Green
Debbie Heard
Sharon Hesterlee
Megan Kasper
Sandy MacDonald
Maryann McGovern
Carolyn Mitchell
Jackie Nelson
Nancy Oram
Carol Pitman
Susan Sanchez
Linda Schwarz

CONTRIBUTING MEMBER \$50-\$99

2nd Annual Mooresville NC
Dollhouse Show
Maria Cannizzaro
Central Coast NAME Club (CA)
Little by Little (WI)

SUPPORTING MEMBER \$100-\$249

Lehigh Valley NAME SOS
Louisville Miniature Club (KY)
Vivienne Smith

SUSTAINING MEMBER \$250-\$499

Mini-Imaginations Miniature Club (CA)
Retreat Into Miniatures (WI)
Tri-City Miniatures Makers (MI)

PRESIDENT'S CLUB \$500-\$999

Quarter Connection
The First State Mini Club (DE)

Dollar Club

Karen Barone
Sarita Speros

Love of NAME

Lorna Whitlow
Mini Endeavors (TX)

MUSEUM FUND

NE State Day

NAME DAY

HI NAME Day
Midwest Miniature Guild (MN)
San Diego Miniature Crafters (CA)

IN MEMORY OF SALLY COLWELL

Tiny Tinkers of New Bern (NC)

IN MEMORY OF CARLOTTA GRINAGE

Dani Muckleroy

IN MEMORY OF BILL HAMILTON

Julie Fisk
N.U.T.S. (TX)

IN MEMORY OF BONNIE JOHNSON

Raleigh Miniatures Guild (NC)

**Region A2
Regional Ambassador Award**

By Edna Perkins • Photo by Deline Faris

Two is sometimes better than one . . . and in the Omaha/Council Bluffs Miniature Guild this phrase is true. Edna Bonney and Lois Andres work together as a team creating ideas and workshops for the club. They have also been responsible for the Nebraska State Day project for the last several years.

Both ladies were nominated for this award. Edna Bonney was at the National Convention in 2015 and was pleasantly surprised when her name was called for this award. Lois was not present or aware of the honor. Here Edna Bonney surprised Lois by presenting with her award at a club meeting.



Edna Bonney presenting Lois Andres with the Regional Ambassador Award. Omaha/Council Bluffs Miniature Guild.

Sweet Dreams Cake & Candy Cart

By Edna Perkins • Photos by Deline Faris



I was originally inspired to do this cart when I saw a picture of a Bakery Shop done in the NAME Day 2013 cart by Patty Johnson. She helped me by explaining what and how she decorated her cart.

A fan of Carol Bronson's cakes, I decided to make my cart in a "Sweet Dreams Cake and Candy" cart. Most of the cakes were made by Carl. I started collecting his cakes at a previous National Convention. The pink flurry material at the base of the cart resembles

a light cloud, thus giving it the name "Sweet Dreams" The two luscious ice-cream sundae's on the middle shelf were a souvenir gift at the 2015 National Convention and fit into my plan. I so enjoyed doing this project, desserts are my passion.



In 2008 a committee member from the Virginia State Day was walking around at the National Convention floor showing their project for their 2009 workshop, showing interest I signed up and after a few years finally decided to take out the project from "under the bed" (my storage place) and finish this. It was a lot of fun and the completed project is awesome.

• Travel Tips •

Priority Mail Flat Rate Box

Before a trip I go to the post office and pick up a Priority Mail Flat Rate Box, I also purchase the needed postage for it. I put this into the bottom of my suitcase. If I purchase too many miniatures at a show I can ship them home (or ship home your dirty clothes or tools and bring your new miniatures home in your suitcase). Often times the hotel will let me leave the package at the desk for pick up. If not, I find someone that is driving and lives in the area and ask them to drop it off at the post office for me.

Shipping Tube

I always pack a shipping tube with me. I have found this so useful when bringing home wallpaper or strip wood from a class that I didn't get finished. You can also pack miniatures in it to arrive home safely.

Do you have a favorite Travel Tip?

Send to: Dorothy Hansen, Gazette Editor
PO Box 1285, Monroe WA 98272-4285
Email: MiniGazette@aol.com

FOR THE LOVE OF LITTLE THINGS IN A BIG WAY!

Special Offer

for N.A.M.E. Clubs

Miniature Collector is pleased to offer a special discount subscription offer to N.A.M.E. Club members. Members can begin or renew their subscriptions and each will receive a \$2.00 discount. A minimum of four subscriptions must be sent together to receive this special price. Send all names and addresses together with one check, individual checks, or Visa, MasterCard or Discover card information, or call 800-458-8237 and pay by credit card. Don't miss the exciting projects planned for future issues. Subscribe today to *Miniature Collector* magazine and experience the fun and joy of miniatures as each issue of *Miniature Collector* brings the best directly to your home.



SUBSCRIBE TODAY!

(Prices are before N.A.M.E. Club Discount)

12 ISSUES \$39⁹⁵
1 YEAR

Outside USA: \$63.95 (US Funds)
SAVE \$31.93 or 45% OFF
THE US COVER PRICE

24 ISSUES \$74⁹⁵
2 YEARS

Outside USA: \$122.95 (US Funds)
SAVE EVEN MORE! 48% OFF
THE US COVER PRICE

CHARGE BY PHONE
800-458-8237

248-477-6650

FAX: 248-477-6795

Miniature Collector

30595 Eight Mile, Livonia, MI 48152-1798
www.scottpublications.com



N031

• Club News •

Columbus Miniature Society Annual Christmas Party

Brian Hughes, Newark, Ohio

On December 19th Columbus Miniature Society had our annual Christmas party. Our Christmas party committee had several meetings and get together at our President Carol Deimes house. She showed great hospitality by feeding us as we chatted and planned. This year we changed it up a little and had our food catered in from Bob Evans. Normally we did a potluck and everyone brought something but this year all the members had to do was bring themselves.

Our theme this year was North Pole. One of our Members Vickie Turner lent us her Dept. 56 Christmas village we used as centerpieces for the tables. Was very festive. Our club president Carol Deime also made little parting favors that were so adorable.



Dept. 56 Christmas village used as centerpieces.

We had festive Christmas records playing in the background as we all ate and fellowshiped. We ate and had lots of leftovers.

We then had the gift exchange where anyone who wanted to participate brought a \$10 gift and fun was had.

We also annually do an ornament exchange. We have a sign up sheet where we know how many ornaments to make plus we have an extra ornament for the club tree. This year we made 18 ornaments a pieces plus the one for the Club tree.

We also did the drawing for the Christmas Bakery that is a tradition amongst the Columbus Miniature Society members. That is a bakery that has

been around for many many years and is brought back each year to go to a new member to keep it for a year and add Christmas to it. It is a sight to see. It was on display at our show in November.

Was a fun time had by all.

2016 is a busy year for the Columbus Miniature Society. We have State Days in April, The Ohio State Fair in latter July and August, our 30th annual Show and Sale in November, and WinterFair in December.

If you live in Ohio and would love to check us out stop by our website at columbusminiaturesociety.org or our face book.

We welcome all new members of all ages.



WELCOME NEW AND RETURNING MEMBERS

REGION A1

Catherine Sutliff, Bloomington IL
Arcilla Stahl, Chicago IL
Erin Niven, Waukesha WI
Nonie Delaney, Arlington Heights IL

REGION A3

Stan Harrison, Muskegon MI
June Schwarz, Findlay OH
Sandra Cummings, Cincinnati OH
Jay Cummings, Cincinnati OH
Jacquelyn Kaminski, Garfield Heights OH

REGION E1

Stacy A. Moser, Baltimore MD
Sharon Garber, Midlothian VA
Peter J. Tompkins, Fairfax VA
Rebecca Shaw, Richmond VA

REGION E2

Lori Howell, Houston TX
Paige Mueller, Richardson TX
Teri Tidwell, Plano TX

REGION E2

William Crittenden, Saint Cloud FL
Karrie Mead, Hillsborough NC

Adrienne Seus, Melbourne FL
Lucy C. Cruse, Atlanta GA

REGION M1

Melissa Schwartz, Freemansburg PA
Jessica Senatore, Poughkeepsie NY
Sofie Pederson, New York NY
Deborah A. Carriero, Albany NY
Barbara Cantone, Massapequa NY
Margie Mogell, Wyndmoor PA
Susan O'Connor, Morrisville PA
Susan Kilgallon, Glenmont NY
Theresa Krumm, Tappan NY

REGION M2

Rondalee Read, Dalton NH

REGION N1

Carmen Saiz, Henderson NV
Carrie Reichert, San Diego CA
Renee Dinwiddie, Murrieta CA
Athena Koeppel, Newbury Park CA

REGION N2

Cynthia Cooper, Benicia CA
Shahara Godfrey, Fairfield CA
Gail Swain, Bishop CA

Linda Wheeler, Gardnerville NV
Dena Avila, Rohnert Park CA
Craig Heard, Lodi CA
Dorelee Heisler, Korbel CA

REGION N3

Vicki Collyer, Coeur d' Alene ID
Sarah Westenberg, Portland OR
Diane Runo, Langley WA
Miriam Soudah, Seattle WA
Ireland Linne, Troutdale OR
Carol Ramsey, Vancouver WA
Patricia Schantz, Seattle WA
Shirley Kindell, Lapine OR

CANADA - WEST

Ron Demone, Calgary Alberta
Judy Mitchell, St. Albert, Alberta
Annette Marie DesLauriers, Coquitlam BC
Filio Kon, Abbotsford BC

New Life Members

Zoe Barmore
Susan Hegrenes

2016 NAME DAY Cutters

NAME Day 2016



OCTOBER 1, 2016

2016 NAME Day project is a bunk & trundle bed designed by Liz West

Please be aware that different cutters use different types of cutting and design techniques (laser cut, saw cut, bass wood, hardwoods, opening doors, non-opening doors, etc.) Be sure to check out what features, and types of kits the cutters have available so you are aware of what you are ordering.

Karen Cary

Karen Cary's Miniatures

570 S. Reed Avenue, Reedley, CA 93654
minis@karencary.com
559-638-8426 (PST)

QS (\$8 bass), 144th (\$5 bass). Wood mattress & knobs included. Laser cut. Deadline: 9/15/16. Paypal, check, CC or money order.

Peggy Fowler

Fowler Laser Designs

1012 S. Scotch Rd.
Chesterfield, SC 29709
fld011@hotmail.com • 843-623-3766 (EST)
1", HS, QS. Foam Mattresses included.

Marcia Hudspeth

89839 Fir Butte Road
Eugene, OR 97402
HnMHuds@aol.com
541-915-9945 or 541-689-1706 (PST)

Leave name & phone number

1" (\$17 bass, \$22 hard), HS (\$12 bass, \$14 hard) QS (\$8 bass, \$10 hard) + S & H. No Mattress. Saw cut. Deadline: any time before event. Paypal, **check** accepted. Hardwood options: cherry, walnut, maple, mahogany

David, Mary & Janara Martin

Martin's Miniature Marketplace
8956 N. Honeytown Road
Smithville, Ohio 44677
contact@martinsminiaturemarketplace.com
330-669-2188 (EST)

1" (\$14.95 bass, \$17.95 hard), HS (\$12.95 bass, \$15.95 hard), QS (\$10.95, \$13.95 hard). Price includes shipping. Mattress & knobs included. Laser cut. Deadline 8/15/16. **Paypal**, CC or money order. 10% disc for 5/more to same address

Tom Walden

1361 Altamont Ave NE
Palm Bay, FL 32907
NameDay@TomWalden.name
321-728-9321 (EST)

1", HS or QS (\$20-no stain; \$23 stained). Saw cut. Hardwood only (cherry, mahogany, maple or walnut). Deadline 8/15/16, ship 9/10/16. Check or Paypal. \$3 ship 1st kit, \$2 each addl kit to one address

Jenny Yates

13642 North St Rd NE
Utica, Ohio 43080
Jally5896@gmail.com
614-260-5896 (EST)

1" (\$13 bass), HS (\$10 bass), QS (\$8 bass) + S & H. Laser cut. No mattress. Deadline 8/15/16. Paypal or check.

Alician Pearce

605 Wexford Rd
Janesville, WI 53546
ubfaep@yahoo.com
608-751-1270 (EST)

1" (\$14 bass), HS (\$8 bass), QS (\$5 Bass). Saw cut. No mattress. Deadline 8/30/16. Paypal, **check** or **money order**. Free ship on 5 kits or more.

Stephanie Engeseth

S & S Furniture Co

PO Box 130366
Carlsbad, CA 92013
fujin200@usa.net
760-603-9495 (PST)

1" (\$15 bass, \$20 cherry/maple), HS (\$15 cherry/maple), QS (\$10 cherry/maple). Mattress & knobs included. Deadline 8/31/16. Paypal, **check**, CC, or money order. Laser cut.

Luci Hanson

Cascade Miniatures

5531 Riverbanks Road,
Grants Pass, OR 97527
hansonminis@me.com
(541) 479-2354 (PST)

1" (\$8 pine), QS (\$6 pine) + ship & handling. Mattress & finishing tips included. Saw cut. Deadline 8/15/16. **Paypal**, check, CC, money order accepted.

Susan Karatjas

sdk miniatures LLC
810 Balmoral Court
Moon Township, PA 15108
susan@sdkminiatures.com
724-388-2901 (EST)

HS (\$10 bass), QS (\$8 bass), 144th (\$6 plywood). Laser cut. Mattress & knobs included. Deadline 9/1/16. Paypal, check, CC, or money order. \$3 ship+\$0.50 each additional HS/QS kit.

Connie Reagan

Grandgirl Miniatures

24 Sawyer Street, Portland, ME 04103
grandgirlminis@gmail.com
207-650-8008 (EST)

1" (\$15 bass), HS (\$12 bass), QS (\$8) + S & H. Laser cut. Mattress included. Deadline: 8/31/16. **Paypal**, check, CC, or money order.

Barbara Thornton-Hill

B.A.T.H. Mini Creations

13703 N. Bloomfield Rd.
Nevada City, CA 95959
bathca@gmail.com

530-265-5704 OR 650/380-2028 (PST)
1" (\$17 bass, \$22 cherry), HS (\$12 bass, \$14 cherry), QS (\$8 bass, \$10 cherry). Saw cut. Mattress/knobs included. Deadline 9/15/16. Paypal, **check** or money order.

Liz West

Taffy and Me Creations

6366 County Rd 50, RR#4
Campbellford, Ontario CANADA
liz@taffyandme.com
705-632-0704

QS (\$7 birch plywood). Laser cut. Mattress included. Deadline 8/30/16. **Paypal**, check or money order US & Canada only.

NAME Day Cutter List with prices also available online at www.miniatures.org and specialevents.name.

Please READ carefully what each dealer provides or does not provide with their kits. Some include mattresses, some don't. If in doubt, contact the dealer and verify before ordering.

Events

Please contact Ruth Heisch to have your event listed in the July/August NAME *Miniature Gazette* by April 1, 2016. Your event info will also be listed on the NAME website.

Ruth Heisch
7197 Wooded Lake Dr.
San Jose, CA 95120
grouchybeartoo@aol.com
(408) 997-1004

You can also print out an Event Application Form online (www.miniatures.org) or email Ruth for the form.

MINIATURE SHOP DIRECTORY

The shops highlighted below in color give a 10% discount to NAME members. When you stop by, mention that you are a NAME member and be prepared to show your membership card and remember to thank them for all they do.

REGION N-1

Arizona

Auntie Em's Miniatures

5625 West Glendale Ave
Glendale, AZ 85033
623-435-0783
auntieems@cox.net
10:00am-5:00pm Monday-Saturday

Southern California

Ms. Pegg's Place

5063 Cass Street
San Diego, CA 92108
(858) 483-2621
Wed-Thurs 5pm-8pm, Friday 12-5
Sat 10-5, Sun 11-5, Mon-Tues Closed

REGION N-2

California

Dollhouses, Trains and More

300 Entrada Drive
Novato, CA 94949
415-883-0388
M-F 10:00-6:00pm
Sat-Sun 10:00-5:00pm
support@dollhouses-trains-more.com
www.dollhousetrainsmore.com

Shellie's Miniature Mania

732 Laurel St
San Carlos, CA 94070
650-593-4921 • Fax: 650-593-4985
Tues-Fri 10:30-5:30, Sat 10:30-5
www.shelliesminis.com
Shelliesminis@msn.com

The Elegant Dollhouse

1120 Fulton Avenue
Sacramento, CA 95825
(916) 484-0411
Fax: (916) 484-0412
Open 7 days
www.elegantdollhouse.com
elegantdollhouse@aol.com

REGION N-3

Idaho

Creative Gifts & Miniatures

3314 North 5th Street
Coeur d'Alene, ID 83815
208-699-4187
Ministuff33@aol.com
Mon-Sun 12-5 or by appointment

Washington

Bobbi Jo's Miniatures

2804 South Needham
Spokane Valley, WA 99037-9007
509-928-0881 or 509-928-5052
Monday-Saturday 10:30-5:00 pm
No email or website

CJN Miniatures

9675 Firdale Ave
Edmonds, WA 98020
206-406-9741
connie@cjnminiatures.com
www.cjnminiatures.com
Tues-Sat 10:30-5:30 or by appointment

REGION A-1

Iowa

Dollhouse Dreams

613 Ave G
Fort Madison, IA 52627
319-372-0599 or
toll free 1-877-875-6500
Brenda@dollhousedreams.com
www.dollhousedreams.com
Mon-Fri 9-5:30 & Sat 9-4

Missouri

Alice's Tea Room Through the Looking Glass Miniature Shop & Museum

329 South Main Street
St. Charles, MO 63301
636-946-0505 or 636-946-0026
636-946-0737 Fax
Mon-Sun 11-5

Miniature Museum of Greater St. Louis

4746 Gravois Ave
St Louis, MO 63116
314-832-7790
W-Sat, 11 am-4 pm; Sun 1pm-4pm
FZerb@aol.com
www.miniaturemuseum.org

REGION A-2

Montana

On A Smaller Scale

805 16th St West
Billings, MT 59102
406-259-0692
10:00-6:00 Tues-Sat.
smscale@bresnan.net

REGION A-3

Indiana

Museum of Miniature Houses and Other Collections

11 E. Main Street, Carmel, IN 46032
(317) 575-9466
Wed-Sat 11-4, Sunday 1-4
mmhaoc@gmail.com
www.museumofminiatures.org

Kentucky

Miniatures Store at The Dollhouse Museum

344 Swope Drive
Danville, KY 40422-2630
859-236-1883
Tuesday-Saturday 11-5
Lori@TheDollhouseMuseum.com
www.TheDollhouseMuseum.com

Mini Mansions

4759 State Route 54
Owensboro, KY 42303
270-926-3754 Appointment only
www.minimansions.com
ruth@minimansions.com

Nancy's Dollhouse & Miniature Shoppe

1860 Mellwood Ave #174
Louisville, KY 40206
502-714-8559
Johnson.nancye@gmail.com
https://www.facebook.com/
nancysdollhouseshoppe
Wednesday-Saturday 10-4

The Jot & Tittle Dollhouse

372 Shadow Ridge Drive
Cold Springs, KY 41076
859-816-8707
Hours by Appointment
jotandtittle51@hotmail.com

Ohio

Dolls and Minis

8068 Columbia Road
Olmsted Falls, OH 44138
440-647-1519
www.dollsandminis.com
dollsandminis@zoominternet.com
Tues - Sat 10am - 6pm

Junction Hobbies & Toys

7379 Squire Ct
West Chester, OH 45069
513-898-8078
Mon-Sat 10-6pm, Sunday 12-6pm
doeters@enterainmentjunction.com
www.enterainmentjunction.com

The Miniature Cellar

12652 West Geauga Plaza, Unit A
Chesterland, OH 44026
440-729-6464
minicellar@sbcglobal.net
www.miniaturecellar.com
Tues-Sat 10-5, Sun Noon-5
Closed on Monday

REGION M-1

New York

D. Thomas Fine Miniatures

Darren Scala
579 Warburton Ave #6
Hastings-On-Hudson NY 10706
914-381-9871
dthomasfineminiatures@gmail.com
www.dthomasfineminiatures.com
Opening Fall 2014

Pennsylvania

Trishie's Tiny Treasures

66 Robert St
Nanticoke, PA 18634
570-735-1622
Wed 4:00-8:30 & Sat 10:00-2:00
other times by appointment
pbienk@aol.com

Volant Miniature Shop

310 Main St.
PO Box 164, Volant, PA 16156
(724) 533-5824
11:00-4:30 Mon-Sat, 1-4:30 Sunday
volantminishop@gmail.com
www.volantminiatureshop.com

REGION M-2

Maine

BlueJacket Shipcrafters

160 East Main Street
Searsport, ME 04974
207-548-9970
info@bluejacketinc.com
http://www.bluejacketinc.com/
8-4 M-F Winter, 9-5 M-S Summer

Studebaker Miniatures

Bill and Barbara Studebaker
13 Maverick Street
Rockland, Maine 04841
Tel: 207-593-7039
540-454-5510 (cell)
540-454-2102 (Bill)
Open by Appointment
studio@studebakermminiatures.com
www.StudebakerMiniatures.com

New Hampshire

Earth and Tree Dollhouses & Miniatures

276 State Rt. 101, Unit 1
Amherst, NH 03031
1-877-801-8707
Mon-Sat 10-5, Sunday noon-5
staff@earthandtree.com
www.earthandtree.com

Vermont

Real Good Toys Dollhouse Factory Outlet

10 Quarry Street, Barre, VT 05641
802-477-6464
Monday-Thursday 9-4, Friday 9-5
Jodi@realgoodtoys.com
www.realgoodtoys.com



MINIATURE SHOP DIRECTORY

REGION E-1

Maryland

A Little Something Special

108 East Baltimore Street
(inside Valley Antiques & Uniques), Funkstown MD 21734
301-991-3069
SpecialMinis4u@aol.com
www.facebook.com/ALittleSomethingSpecialMD
Mon-Sat 10am-5pm, Sun. noon - 5pm

Forever Friends Dollhouses and Miniatures

Ruth Dubois
2105 Bishops Castle Drive
Olney, MD 20832
301-774-3037
forever.friends@verizon.net
foreverfriendsminis.com/shop
10-4 most days.
Closed Wednesday and Thursday.
Suggest calling to be sure we are in the shop.

Virginia

Tammy's Heirlooms

703-626-0456
info@tammysheirlooms.com
www.tammysheirlooms.com
Online Shop

Lilliput's Dollhouse Shop

3167 Lauderdale Drive
Richmond, VA 23233
804-285-8484
vadollhouses@gmail.com
VADollhouses@gmail.com
www.Virginia-Dollhouses.com
See website for hours

REGION E-3

Florida

Ron's Miniature Shop, Inc.

751 West Colonial Drive
Orlando, FL 32804-7343
407-841-9333
Mon-Sat 10-4
ronsminiatureshop@att.net

Georgia

Miniature Designs

3555 Lawrenceville Hwy
Lawrenceville, GA 30044
770-923-8500
Mon-Sat, 10-6; Th 10-7:30, Sun, 12-5
dollhouses@miniaturedesigns.com
www.miniaturedesigns.com

North Carolina

Gina's Originals

2105 Thornblade Drive
Raleigh, NC 27604
919-395-6745
Gina1953@live.com
Hours 10-9

Spencer Doll and Toy Museum

108 Fourth Street
Spencer, NC 28159
704-762-9359
spencerdollandtoymuseum@gmail.com
www.spencerdollandtoymuseum.com
Thursday-Saturday 10-4
Adults \$5, Seniors & Students \$4

CANADA

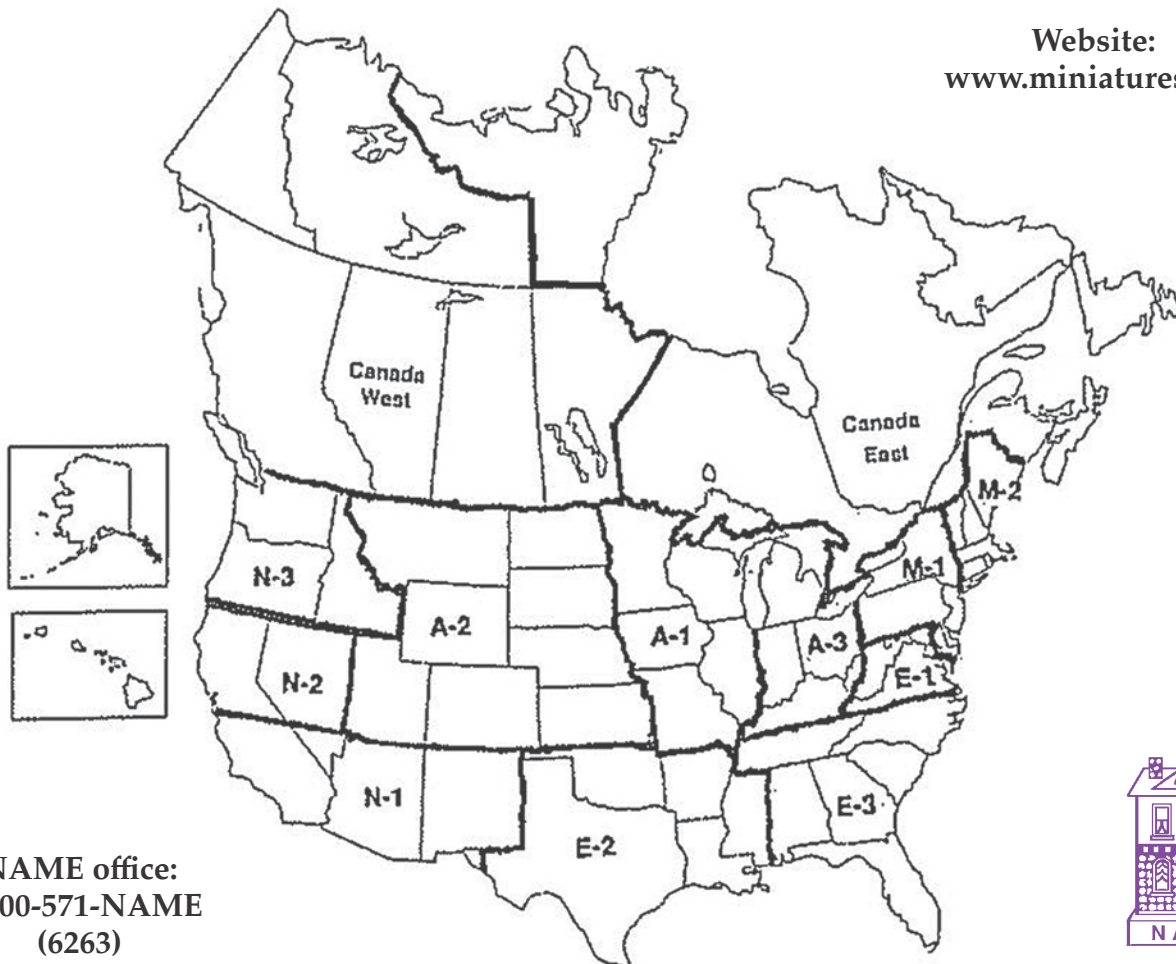
A Dollhouse Shoppe

23 Main Street
PO Box 317
Grand Bend, Ontario
Canada N0M 1T0
519-238-8312
catherine@adollhouseshoppe.ca
http://adollhouseshoppe.ca
Winter: Tuesday-Saturday 10-5
Summer: Monday-Sunday 10/5

Out of the Ordinary

641 King St. East
Cambridge, Ontario
N3H 3N7 Canada
519-650-2255 or 1-877-430-MINI
minis@outoftheordinary.on.ca
www.outoftheordinaryminiatures.com
Tues-Fri 10:00-5:00 & Sat 10:00-4:00
Evenings by appointment

NAME REGIONAL MAP



Website:
www.miniatures.org

NAME office:
1-800-571-NAME
(6263)



Souvenirs from 2015 National Convention in Indianapolis



1" scale dessert tray with ice cream, cookies and cake slices • by Carl Bronsdon

1" scale box of 4 Macrons • by Ruth Stewart

1" scale Lemon cake with bowls of lemon curd and whipped cream on tray • by Carolyn McVicker

1" scale set of 3 nesting bowls • by Jane Graber

Order your own souvenirs on page 47

NAME's Business Partners

Cascade Miniatures

Luci & Dick Hanson
5531 Riverbanks Road
Grants Pass OR 97527
541-479-2354 • hansonminis@me.com
www.CascadeMiniatures.com
*Roomboxes, display cases & Electrify.
Dealer & Manufacturer*

DBJ Miniatures

PO Box 1553
Chino, CA 91708
909-984-4354
dbjminiatures@verizon.net
www.dbjminiatures.com
*Dollhouse Furniture and Accessories
Internet Store*

Evan Designs

Shelly Jamison
1140 US Hwy 287 STE 400-225
Broomfield, CO 80020
888-764-2610 • 815-642-8438 fax
info@modeltrainssoftware.com
www.modeltrainssoftware.com
*LED's for minis, printable stained glass.
Manufacturer*

HanaMini.com

Hong McKinsey
505 Cypress Point Drive #130
Mountain View, CA 94043
408-766-4647 • info@hanamini.com
www.hanamini.com
*Dealer, Distributor, Manufacturer
& Internet Store*

Harville Productions Miniature Shows

Terry Harville
4600 N Chatham Drive
Bloomington, IN 47404
949-357-7412
harvilleproductions@outlook.com
www.harvilleproductions.com
*Show Promoter
Specialty: Miniature Show Promotion*

Hobby Builders Supply/ miniatures.com

2388 Pleasantdale Road, Atlanta, GA 30340
1-800-223-7171 • 770-242-1497
hbs@miniatures.com
www.miniatures.com
*Dollhouses & Accessories
Mail Order & Internet Store*

IGMA

PO Box 629, Freedom, CA 95019-0629
1-800-711-4462
1-831-724-8605 fax
www.igma.org
info@igma.org
Membership organization

Kentucky Gateway Museum Center

215 Sutton Street, Maysville, KY 41065
606-564-5865
606-564-4372 fax
communications@kygmc.org
www.kygmc.org
KSB Miniatures Collection Museum

Kreative Acrylics

Bruce Krietzman
6174 Olson Memorial Highway
Golden Valley, MN 55422
763-231-0385
bruce@kreativeacrylics.com
*Custom acrylic display cases,
gluing jigs and risers*

Mainly Minis, Inc.

129 Main St., Tupper Lake, NY 12986
518-304-1342 • 866-445-7745
minis@dollhouseminiatures.net
www.dollhouseminiatures.net
Full Line of Miniatures, Internet Store

Philadelphia Miniaturia

PO Box 42, Ferndale, FL 34729
267-684-6276
show@philadelphiaminiaturia.com
www.philadelphiaminiaturia.com
Orlando Miniaturia
www.orlandominiaturia.com
Show Promoter

Raggedy D's Miniatures

PO Box 357506
Gainesville, FL 32635
352-472-6315
RAGGEDYDS@aol.com
www.raggedyds.com
*Food, porcelain dolls and clothing.
Show dealer, internet store*

Real Good Toys, Inc. Dollhouse Factory Outlet

10 Quarry Street
Barre, VT 05641
1-866-524-0222 toll free or 802-477-6464
email: Jodi@realgoodtoys.com
www.realgoodtoys.com
Open: Mon-Thur 9am-4pm, Fri 9am-5pm
*Dollhouses & accessories
Manufacturer, online store, factory outlet*

Showcase of Miniatures

Ruth Heisch, Chairman
7197 Wooded Lake Drive
San Jose, CA 95120
408-997-1004
Grouchybeartoo@aol.com
http://goodsamshowcase.miniature.net/
Show Promoter

S P Miniatures

Carol Singer
PO Box 733
Hightstown, NJ 08520
609-902-8968
SPminis@comcast.net
www.SPminiatures.com
*Artisan Representative
Dealer, Mail Order, Internet Store*

Woolytales Miniatures

Patricia Cabrera
945 Horne Road
Peachland, NC 28133
704-221-7846
Woolytalesminiatures@gmail.com
www.woolytales.com
*Handmade domestic, wild, and farm animals
Internet store*

Miniature show and sale events are listed in the calendar section free of charge as space permits (limit 10 lines). Please confirm show dates with promoter before traveling. Send information to Dorothy Hansen, Gazette Editor, PO Box 1285, Monroe WA 98272-4285. Email: MiniGazette@aol.com Display advertising available, call or write for rate sheet.

Deadlines

| | |
|--------------------|------------|
| January/February: | October 1 |
| March/April: | December 1 |
| May/June: | February 1 |
| July/August: | April 1 |
| September/October: | June 1 |
| November/December: | August 1 |

MARCH 2016

March 4 & 5 • Atlanta, GA

Atlanta Miniatures Show. Holiday Inn Select, 4386 Chamblee Dunwoody Rd. Saturday, March 5, 10am-4pm. Adults \$8., Children under 12 \$4. (No Strollers). Exclusive Preview Show & Sale. Fri., March 4, 7pm-9:30 pm. \$15. - Includes Hors d'oeuvres Party from 6:30-7:00, Early Buying Privileges and 2 Day Admission. Tickets available at door - No children. Info: Tom Bishop, 10528 Oak Meadow Lane, Lake Worth, FL 33449 Phone: (561) 434-6622. Fax: (561) 434-6159 E-mail: BishopShow@aol.com Website: www.BishopShow.com

March 5 • Sarasota, FL

9th Annual Mini Spring Cleaning Flea Market. Saturday, 10:00 a.m. - 3:00 p.m. Admission \$5. Ramada Waterfront Sarasota, 7150 N. Tamiami Trail. Contacts: Lois Marshall, loismarshall@comcast.net, (941) 356-1291, Mary Baker, maryb49@verizon.net, 941-758-3779

March 5 & 6 • Seattle, WA

Seattle Miniature Show. Same Wonderful Location! DoubleTree Suites by Hilton - Seattle Airport - Southcenter 16500 Southcenter Parkway, Seattle, Washington 98188. Adults \$7. Children under 12 Free. Saturday, 10am to 5pm, Sunday, 10am to 4pm. Classes/Workshops for adults and children. Handicap accessible. Exhibits galore. Info: Pat Bennett, Promoter, Seattle Miniature Show, PO Box 846, Salem, Oregon 97308-0846. Phone: 503-362-6012. Email: PatBennett@SeattleMiniatureShow.com. website: <http://www.SeattleMiniatureShow.com>

March 12 • Boca Raton, FL

Les Petits Collecteurs of South Florida will hold their Dollhouse Miniatures Show and Sale 9:00 A.M. to 3:30 P.M. at the Boca Raton Community Center, 150 NW Crawford Street, Boca Raton, FL 33432. Adults - \$5., under 12 - \$2.. Dealers, large exhibit room featuring Put On A Show, free Make It and Take It Demos, raffles, and lunch facilities. Pre-registered workshops on Friday, March 11, 2016. We support AVDA, Kids in Distress, and NAME. Info: Veronica Risko, risko@bellsouth.net. Website - <http://sites.google.com/site/lespetitsclub>

March 18 & 19 • Pittsburgh, PA

"Miniatures On The Road" dollhouse and Miniature show located at the Comfort Inn and Conference Center, 699 Rodi Road, Pittsburgh, PA. Friday 5:00pm-9:00pm, Saturday 9:00am-2:00pm. Adults \$5, age 5-12 \$3. Show your NAME membership card for a \$1.00 admission discount. (No strollers or pets please) Info: John Shepherd (765) 716-5674, e-mail: MiniaturesOnTheRoad@yahoo.com

March 20 – New Castle, DE

The First State Mini Club's 39th annual show and sale will be held on Sunday March 20, 2016 from 10 AM to 4 PM at the Clarion Hotel ("The Belle"), 1612 N. DuPont Highway, New Castle, DE, just off I-295. Door prizes, exhibits, free parking, club table, free make-and-take activity, fifty vendor tables, refreshments. Adults \$5, Children \$2.50, Seniors \$4.50. Info: firststateminiclub.org Lois Weyer 610-274-8558

APRIL 2016

April 9 • Las Vegas, NV

NEVADASTATE DAY, Saturday, April 9, 2016. Elegant Art Deco Entryway (1" scale). Location: The Holy Spirit Church - Parish Hall, 6670 W. Cheyenne. 9:00 AM - 4:00 PM. Fee - \$80. Info: Corena Wickett @ HianHeart@aol.com. Optional Friday, April 8, 2016, 6:00 PM - 8:00 PM. Pizza & Roundtables. Fee - \$30. Website: <http://lvminiatures.wix.com/home#!nv-state-day-2016>

April 9 • Worthington, OH

OHIO STATE DAY. Columbus Miniature Society presents UFMP Flipped Fairy! (UnFinished Mini Pieces/Parts). Your very own one of a kind fairy tree house. All skill levels. Limited to 30, pre-registration deadline December 31, 2015. \$80, 6 hours instructions, materials, continental breakfast and catered lunch. 8:30-4:30, Info: Carol Deime, 2031 Ormond Ave., Columbus, OH 43224. Email: twonickels53@gmail.com

April 9 & 10 • Cincinnati, OH

Miniature Society of Cincinnati's 39th annual Dollhouse and Miniature Show and Sale at Entertainment Junction 7379 Squire Court, West Chester Township. From I75 (north of Cincinnati) exit 22. Hours: Sat 12 noon -5pm, Sun 12 noon - 4 pm. Adults \$5 Children 3-12 \$3 Exhibits, door prizes, childrens table no strollers, free parking, handicapped accessible. Info (513) 535-8972 Email cincy-minis@gmail.com Website www.cincy-miniatures.org

April 14, 15, 16 • Chicago, IL

Three Blind Mice Dollhouse & Miniatures Show, Wyndham Garden Hotel, 1725 E. Algonquin Rd., Schaumburg Illinois. NEW Hours: Thursday noon -8pm, Friday noon to 8 pm, Saturday 9 am to 5 pm. Look for the yellow school buses from "First Student" free shuttle to all 3 shows all 3 days. During our show hours. Wheelchairs and Strollers welcome. Adults \$5. each day, Children ages 5-15 are \$2. under 5 free. Info: Linda Frye 407-397-0852 Lindafryeminis@gmail.com www.3blindmiceshow.com

April 15, 16, 17 • Chicago, IL

Chicago International. Marriott Chicago O'Hare, 8535 W Higgins Rd. Sat., 10am-5 pm. Sun., 11am-4pm. Daily: Adults \$8., Children under 12 \$4. (No Strollers). Preview Show & Sale. Fri., 10 am - 5 pm & Sat., 9am - 10am. Pre-registered Preview \$25. mail only. Ticket includes Early Buying Privileges and 3 day admission. Workshops Mon., April 13-Thurs., April 16. Info: Tom Bishop, 10528 Oak Meadow Lane, Lake Worth, FL 33449 (561) 434-6622. Fax: (561) 434-6159 E-mail: BishopShow@aol.com Website: www.BishopShow.com

April 16 & 17 • Boise, ID

Mini Les Bois 36th Annual Miniature Show and Sale. Best Western Inn at the Airport. Saturday 10-5, Sunday to 5. Info: Mini Les Bois, PO Box 4482, Boise, ID 83711-4482, Bobbi Hargett 208-377-9154 email: minigalb@aol.com

April 24 • Lancaster, PA

26th Spring Reading /Lancaster area Dollhouse Miniatures Show & Sale. The Lancaster Farm & Home Center, 1383 Arcadia Road, Lancaster. 10am-3:30pm. Adults \$5, Child 12 & under \$2. Info: SASE to Diana Fogel, 322 Longview Road, Boyertown, PA 19512; (610) 689-4825. Website: <http://www.dollhouseminiatureshow.com>

April 29 & 30 • Chattanooga, TN

Chattanooga Miniature Society announces their annual Fun Days on Friday April 29 and Saturday April 30, 2016 held in the meeting rooms behind Innovative Miniatures in Chattanooga, TN. This year's theme will be a Marti Gras Masquerade Ball and feature sales, displays, workshops and their always popular souvenirs. For further information on registration, nearby hotels, and class offerings, contact Ginger Morrison at gingerchatt@comcast.net or by phone at 423-344-8502.

April 30 • Worcester, MA

Friends Thru Miniatures will hold their 14th annual Fun

Day on April 18, 2016. Breakfast, lunch, classes, exhibits, and a silent auction with a souvenir and door prizes. Registration at 8am. Workshops end at 4:30. Greendale Community Church, 10 Francis St., Worcester, Mass. For more information call andra at 860-377-0685 Or e-mail her atiluvministoo@yahoo.com

April 30 • Carmel, IN

Museum of Miniature Houses Annual Attic Sale Saturday, April 30th, from 9am to 3pm. Carmel Lion's Club located at 141 E. Main St., Carmel, IN Sale will include miniature furniture, accessories, dolls, dollhouses, kits and craft supplies. More items on sale at the Museum Shop next door. No cost for admission. info@museumofminiatures.org, 317-575-9466, www.museumofminiatures.org Proceeds benefit the Museum of Miniature Houses, a 501(c)(3) not-for-profit organization.

MAY 2016

May 6 & 7 • Ann Arbor, MI

Three Blind Mice Dollhouse & Miniatures Show. The Holiday Inn, 3600 Plymouth Rd, Ann Arbor, Michigan. Wheelchairs and strollers welcome. Friday 4 pm to 8 pm Saturday 10 am to 3 pm. Adults \$5., children ages 5-15 are \$2. under 5 free. First 100 people get a free gift each day. Info: Linda Frye 407-397-0852 Lindafryeminis@gmail.com www.3blindmiceshow.com

May 14 • Peachland BC, Canada

Miniature Enthusiasts of Central Okanagan (MECO) presents their 22nd annual miniature show and sale. Peachland Community Centre 4450 6th Ave. (just off Beach Ave.) Peachland BC. Time - 10 a.m. to 3 p.m. Wheel chair access and plenty of free parking. Admission \$3.00. Children under 8 yrs. free. Info: Barb @ (250) 767-2842. Email: barbandpaulyeo@shaw.ca

May 14 & 15 • Indianapolis, IN

"Miniatures On The Road" dollhouse and miniature show located at the Marriot East Conference Center, 7202 E. 21st St., Indianapolis. Saturday 9:00am-5:00 pm, Sunday 9:00am-4:00pm. Adults \$5., age 5-12 \$3. Show your NAME membership card for a \$1.00 admission discount. (No strollers or pets please) Info: John Shepherd (765) 716-5674, e-mail: MiniaturesOnTheRoad@yahoo.com

May 20 & 21 • Davenport, IA

Metro Mini Makers 32nd Annual Show & Sale "Miniatures from the Heart of the Country" at the River Center, 136 E. 3rd Street. Large exhibit room. Sales room. Saturday 11-1 free kid's workshop. Adult workshops 9-3 on Friday afternoon with pre-registration (Jo @ 309/738-9564). Raffle prizes to benefit the women and children of Winnie's Place Women's Shelter. Show Fri. May 20th from 4-8pm and Saturday, May 21st from 10 am - 4 pm. Admission \$5 for adults, children free under 10. Info: Karen at 309/797-6489 or email c1234jack@msn.com

May 21 & 22 • Madrid, Spain

Madrid Dolls House Miniatures Fair. Novotel Madrid Center, O'Donnell, 53, 28009 Madrid. Collectors Hours: Sat., May 21, 11 am - 1 pm. Tickets available at door only - 12 euros per person. Ticket includes re-admission on Sun. Public Hours: Sat., May 21, 1 pm - 8:00 pm. Sunday, May 22, 11 am - 4 pm. Admission at door: Adults - 6 euros, Children under 12 - 3 euros. Tom Bishop, 10528 Oak Meadow Lane, Lake Worth, FL 33449 Phone: (561) 434-6622 Fax: (561) 434-6159 E-mail: BishopShow@aol.com Web address: www.BishopShow.com

May 22 • Willoughby Hills, OH

2016 Greater Cleveland Miniature Show. Sunday May 22, 2016 10am-4pm. Willoughby Hills Community Center, 35400 Charon Rd, Willoughby Hills, OH. admission \$6. harvilleproductions.com

JUNE 2016

June 3 & 4 • Kansas City, MO

Kansas City dollhouse and Miniature Show. Howard

—Continued on next page

Johnson 1601 North Universal Ave. Fri 4-9 and Sat 10-4 There will be classes on Friday during the day see miniatureshows.com for class information. More Dealers, More prizes, Raffle to benefit MS. Info: T & D Miniatures tdminiatures@sbcglobal.net 314-277-2601

June 24, 25, 26 • Lakeland, FL

The Lakeland Miniature Guild, 31st Annual Dollhouse and Miniatures Show and Sale. The Hilton Garden Inn, 3839 Don Emerson Drive, (Lakeland Linder Regional Airport) Fri, Workshops, Pre-register. Sat, June 25: 9:30am - 4:00pm 7th Annual Fun Day workshop "Le Grand Foyer" \$125. 5pm-8pm Show Preview \$15. Sun, 10am-4pm Dollhouse and Miniatures Show and Sale. \$6 Adults, \$1 Children 6-12, Free Parking. Free children's workshop. Make-it and take-it workshops for adults. Website. www.lakelandminiatureguild.com

JULY 2016

July 9 • Wilmington, OH

Holiday Happenings Dollhouse and Miniature Show and Sale. Exhibits and vendors. Door prizes. First Christian Church, 120 Columbus Street, Wilmington, Ohio. Saturday, July 9th, 2016. 10AM till 4PM. Adults \$3, children under 12 free with adult ticket purchase. Info: Hickory Grove Studio Promotions, Dorothy Henry, hgs promotions3@gmail.com or phone 937-382-0506.

July 10 • Fogelsville, PA

39th Annual Dollhouse and Miniatures Show and Sale, sponsored by the Lehigh Valley Miniatures Club "Small on Scale". The Holiday Inn, Exit 49A off I-78 onto Rt. 100 South. GPS info: 7736 Adrienne Drive, Breinigsville. 10AM-4PM \$5. Adults (4.50 with coupon), \$1. children under 12. Exhibits, free parking, food available. Free children's class. Info: Jo Roseberry 570-620-0810 jolen1@verizon.net or Mary Breidinger 610-762-8370 mbreiginger4547@gmail.com. Website: www.lehighvalleyminiatures.com.

July 16 & 17 • Franklin, TN

2016 Nashville Miniature show. Saturday July 16 5-9pm Sunday July 17th 10am-4pm. Franklin Marriot Cool Springs, 700 Cool Springs Blvd, Franklin, TN 37067 Admission \$6. harvilleproductions.com

July 21-24 • Seattle, WA

NAME 2016 National Convention. Welcome to My Garden.

AUGUST 2016

August 12 & 13 • Dayton, OH

New Location and New Hours this year. Drury Inn & Suites, 6616 Miller Lane. Friday night 4 pm to 8 pm. Saturday 9 am to 3 pm. Children ages 5-15 \$2.00. under 5 free. First 100 people get a free gift each day. Wheelchairs and strollers welcome. Info: Linda Frye 407-397-0852 email LindaFryeMinis@gmail.com www.3blindmiceshow.com

August 26 & 27 • Chicago, IL

Chicago Miniatures Show. Holiday Inn Rolling Meadows/Schaumburg, 3405 Algonquin Rd. Sat., 10am-4pm. Daily: Adults \$8, Children under 12 \$4 (No Strollers). Exclusive Preview Show & Sale Fri., 7pm-9:30pm Preview Admission \$15 - Includes Hors d'oeuvres Party 6:30-7, Early Buying Privileges & 2 Day Admission. Tickets available at door - No children. Info: Tom Bishop, 10528 Oak Meadow Lane, Lake Worth, FL 33449 Phone: (561) 434-6622 Fax: (561) 434-6159 E-mail: BishopShow@aol.com Website: www.BishopShow.com

SEPTEMBER 2016

September 7 - 11

Greenwood Village, CO

Denver Museum of Miniatures, Dolls and Toys. 36th Annual Fall Show & Sale. Doubletree by Hilton Denver Tech Center, 7801 E Orchard Road, Greenwood Village, CO. <http://www.DMMDT.org/fallshow.htm> Show Chair: Judi Hamilton, judi2016fallshow@gmail.com or 720-879-1820. Preregistered workshops Wednesday through Friday, 9/7 - 9/9/16. Public Days for the Sales & Exhibit Rooms Sat & Sun, 9/10 - 9/11/16 (10a-5p Saturday, 11a-4p Sunday) Admission is charged. There will be a full exhibit room.

September 16-18 • Greenville, SC

Small Scales Houseparty. Gals, Gangsters & Gatsby

BOOKS FOR SALE

DOLLHOUSE MINIATURE BOOKS and MAGAZINES for sale. Extensive collection over many years. Enquires: Velma McDonald, 3888 Madrona Dr. SE #207, Port Orchard, WA 98366. Email: vomminis@yahoo.com

Do you have books you would like to sell? Advertise in the *Miniature Gazette*.

CLASSES

Do you have a class to offer? Advertise in the Classifieds!

ON-LINE SHOPS

Advertise your On-line shop in the *Miniature Gazette*.

MUSEUMS

NATIONAL ASSOCIATION OF MINIATURE ENTHUSIASTS MUSEUM 130 N. Rangeline Road, Carmel, IN. Monday-Friday 9 am-4 pm. (317) 571-8094

CLASSIFIED ADVERTISING RATES

65¢ per word

Abbreviations, initials, name and addresses, are chargeable words.

Add your photo or art work for \$25.

Send to: Dorothy Hansen, Gazette Editor
PO Box 1285, Monroe WA 98272-4285

NAME PROMOTERS

Thanks to the following shows and promoters for providing NAME a complimentary table.

April 2015

Diana Fogel
Dollhouse Miniatures Shows & Sales
of Lancaster/York PA Area, Lancaster PA

The Miniature Society of Cincinnati
Cincinnati, Ohio

Tom Bishop
Chicago International • Chicago, Illinois

Linda Frye • Three Blind Mice
Schaumburg, Illinois

Conundrums of Westminster
Miniature and Collectible Yard sale
Church of the Ascension,
Westminister, Maryland

May 2015

Texas Miniature Showcase
Dani Muckleroy, Dallas, Texas

St. Louis Miniature Show
Teresa Zweiner • St. Louis, MO

3 Blind Mice Show • Linda Frye • Ann Arbor, MI

July 2015

Lehigh Valley Small on Scale C-285
Breedingsville/Fogelsville, PA

Diana Fogel, Lancaster PA

August 2015

Shelly Norris
"A Mini Miniature Show" Online

Tom Bishop
Fall Chicago Miniature Show • Chicago, IL

September 2015

32nd Mid Atlantic Tysons Corner Show
Molly Cromwell, Vienna, Virginia

Denver Museum of Miniatures,
Dolls and Toys Fall Show
Denver, Colorado

Kimberly Sher
Orlando Miniaturia, inaugural show

Atlanta Miniature Show
36th annual Show and Sale

October 2015

Pat Bennett
Portland Miniature Show & Sale
Portland, Oregon

40th Annual Good Sam Show
San Jose, California

Three Blind Mice Show
Tampa, Florida

The Charlotte area NAME clubs
2nd annual show, Mooresville, NC

By Small Design
NAME Day, Sacramento, CA

November 2015

Kim Appleby Sher
Philadelphia Miniaturia

Wee C Miniature Club
Elk Grove Village, Illinois

REGIONAL & STATE / AREA REPRESENTATIVES

Effective 11/24/15

REGION N-1

• Regional Coordinator •
Ginger Anderson
44719 N. 18th St.
New River AZ 85087
623-465-7994
ginnymini@aol.com

Newsletter Editor

Robert Ravenwood
6510 N. 12th Place
Phoenix AZ 85014
602-725-8652
rravenwood55@aol.com

Arizona

Sally Lonn
19720 N. Wessex Dr.
Surprise, AZ 85387
623-466-8708
425-785-0625 (Cell)
sallylonn@gmail.com

California

**Riverside, Orange,
San Bernardino & Los Angeles**
Nancy Robertson
10559 Pendleton Street
Riverside, CA 92505-1737
951-785-1936
nanrob9@yahoo.com

Santa Barbara, Ventura & Los Angeles Counties

Grace Mlynowski
12831 Friar Street
Valley Glen CA 91606-3021
818-985-4884
mlynowski@grace@yahoo.com

San Diego & Imperial County

Peggy Boggeln
2064 Pierino Drive
San Diego CA 92114-2127
619-262-9223
pboggeln@cox.net

San Luis Obispo/Kern County

Betty Hodges
3210 Main St.
Morro Bay, CA 93442
805-771-8501
beachbetty@aol.com

Nevada

Janet Gordon
2713 Cuckoo Shrike Ave
N. Las Vegas NV 89084
702-649-3922
jgaliente@yahoo.com

New Mexico

Susan Sheridan
725 Campfire Rd SE
Rio Rancho, NM 87124-2308
505-994-2505
ssheridan@q.com

Welcome Committee

Helen A. Sparks
45974 W Dirk St
Maricopa, AZ 85139
480-277-0951 cell
minihelen2002@yahoo.com

Webmistress

Janet Smith
5136 Lost Padre Mine Road
Las Cruces NM
575-532-5432
desertminis@gmail.com

REGION N-2

• Regional Coordinators •
Barbara Thornton-Hill
13703 No. Bloomfield Road
Nevada City CA 95959
530-265-5704
bathca@gmail.com

California East Bay, Tri Valley

Bobbie Schmidt
2835 Encina Camino
Walnut Creek CA 94598
925-943-1741
Artbum@aol.com

Will Thomas
2186 Newton Drive
Brentwood CA 94513
925-634-7584
placel@comcast.net

Marin, Napa Valley

Contact your Regional Coordinator

San Francisco, N. Peninsula

Contact your Regional Coordinator

Fresno

Barbara Fairbanks
4698 N. Zediker
Sanger, CA 93657-9124
559-907-6051
minimaged1@gmail.com

North Coastal

Laurie Parker
PO Box 924
Trinidad, CA 95570
parkrsclas@aol.com

North Nevada, Tahoe

Mary Ann VanBuskirk
2639 Lake Tahoe Blvd.
S. Lake Tahoe, CA 96150
530-541-0891
mavb2003@yahoo.com

Sacramento, Central Valley

Contact your Regional Coordinator

South Bay Peninsula

Lynne Conly Hoffman
lynneandkatie@yahoo.com

Barbara Adams
gingerbreadbarb@yahoo.com

North Central California Chico/Redding area

Margaret Gordus
2364 Joseph Ct
Paradise, CA 95969
530-872-8787
mh6gordus@gmail.com

Hawaii

Naomi Losch
972 Kainui Dr., Kailua, HI 96734
808-261-9038
nlosch@hawaii.rr.com

Events Coordinator

Leslie Swager
PO Box 1090
West Point CA 95255-1090
209-293-4299
leslie@waveville.net

Newsletter Editor

Laura Johnson
3408 Beresford Ave
Belmont, CA 94002
650-591-1596
dollsinmin@sbcglobal.net

Welcome Chair

JoAnn Jacot
673 Joette
Gardnerville, NV 89460
bearsathought@charter.net
775-720-5184

Webmistress

Carol Kubrican
PO Box 2854
Petaluma, CA 949452
true2scale@gmail.com

REGION N-3

• Regional Coordinator •
Sue Herber
1615 109th Ave NE
Bellevue WA 98004-2955
425-454-2399
sue@thing.com

Alaska

Contact your Regional Coordinator

Idaho

Judy Krueger
PO Box 2473
Cour d'Alene, ID 83814
208-699-4187
ministuff33@aol.com

Oregon

Joane Forsstrom
12185 NW Big Fir Ct.
Portland, OR 97229-3909
503-644-7997
jsforsstrom@gmail.com

Western Washington

Lisa Gabbert
18722 - 51st Ave SE
Bothell WA 98012-7429
425-488-7691
lisag526@frontier.com

Eastern Washington

Rosemary Shipman
1221 Madison Street
Wenatchee, WA 98801
509-662-7966
minirose@nwi.net

Newsletter Editor

Charlotte Atcher
9511 221st Place SE
Woodinville WA 98077
425-481-6736
spinweaver@peoplepc.com

REGION A-1

• Regional Coordinator •
Barbara Anderson
2110 N 18th St
Sheboygan WI 53081
920-459-8259
barb-a2110@hotmail.com

Newsletter Editor

Contact your Regional Coordinator

Iowa

George Held
6843 Kent Dr NE
Cedar Rapids IA 52402
319-551-7411
gheld2@mchsi.com

Illinois

Veronica Foreman
8215 S Chappel Ave
Chicago, IL 60617-1810
773-221-4807
vfore10414@aol.com

Minnesota

Jane Sanem
4131 Wentworth Ave S
Minneapolis MN 55409-1523
612-822-3738
janeannsanem@gmail.com

Missouri

Marilyn Walls
901 Woodway Circle
Fenton, MO 63026
636-343-4947
mwalls@pmesti.com

Wisconsin

Alician Pearce
605 Wexford Road
Janesville WI 53546
608-751-1270
cellubfaep@yahoo.com

Welcome Chair

Meredith Hink
3111 South Meadow Lark Lane
Holmont WI 54636
608-799-5345
zondagmd@hotmail.com

Website

Lee Frank
2845 Joppa Avenue South
Minneapolis, MN 55416-4103
952-927-8514
leef@minisr.fun.com

REGION A-2

• Regional Coordinator •
Ruth Stewart
24121 Buck Bridge Rd
Fort Benton MT 59442
406-734-5379
ruth@stewartdollhousecreations.com

Colorado

Contact your Regional Coordinator

Kansas

Betty Turmon
9708 Wedd Dr
Overland Park, KS 66212-5250
913-888-7955
bturmon@mindspring.com

Montana

Ruth Stewart
24121 Buck Bridge Rd
Fort Benton MT 59442
406-734-5379
ruth@stewartdollhousecreations.com

Nebraska

Edna Bonney
1488 State Highway 133
Omaha, NE 68142
402-426-4624
embonney@hunted.net

North Dakota

Leanne Kirsch
1007 Broadway St.
Lisbon, ND 58054
701-683-5205
lkirsch@drtel.net

South Dakota

Jane Faulstich
25370 S Lightning Circle Cr
Custer SD 57730
605-673-4598
seaglith@gwtc.net

Utah

Contact your Regional Coordinator

Wyoming

Contact your Regional Coordinator

REGION A-3

• Regional Coordinator •
Nancye Johnson
410 - 24 Mockingbird Valley Rd
Louisville KY 40207
502-714-8559
johnson.nancye@gmail.com

Newsletter Editor

Contact your Regional Coordinator

Indiana

Cindy McDaniel
795 W Sibert ST
Pendleton IN 46064
765-778-3074
cindymcdaniel@hotmail.com

Kentucky

Contact your Regional Coordinator

Michigan

Vicki Dukes
592 E Grand Ledge Hwy
Grand Ledge MI 48837
517-281-7760
historybuff82@gmail.net

Ohio

Mary Martin
8956 N Honnytown Rd
Smithville OH 44677
Cell Phone 330-201-4269
mary11m@aol.com

Ohio Welcome Chair

Kris Dunlap
dulap.151@osu.edu

Western - West Virginia

Contact your Regional Coordinator

Webmistress

Contact your Regional Coordinator

Welcome Chair

Carol Hudson
3782 West Shore Drive
Bremen, IN 46506-9387
574-546-2046
jpcdhudson@embarqmail.com

REGION M-1

• Regional Coordinators •
Michelle Faleshock
160 S. Church St.
Hazleton, PA 18201
570-592-3660
michelle@michellesminiatures.com

Marilyn Littleford
623 S. Prospect St.
Nanticoke, PA 18634
570-735-4049
hl4d@verizon.net

Delaware

Marilyn (Marni) King
407 W 19th
Willington DE 19802
302-654-8278
Mking4071@comcast.net

New Jersey - South

Patricia Brown
327 Cheryl Dr.
Toms River, NJ 08753-2435
732-255-3857
plbrown2002@comcast.net

New Jersey - North

Judith Lloyd
985 Valley Street
Vauxhall, NJ 07088-1030
908-964-5188
judy9859@aol.com

New York Downstate

Rachelle Fae Spiegel
PO Box 600
Plainview NY 11803-0019
718-956-1856
byrachelle@mindspring.com

New York Western

Kay Kalick
405 Kenwood Dr.
Lewiston, NY 14092-1028
716-754-4595
mousekins@earthlink.net

— Continued on next page

New York Upstate
Debbie Colombo
214 White Rock Rd.
Holmes, NY 12531
845-855-1766
irvfink@gmail.com

Pennsylvania - Eastern
Jolen G Roseberry
129 Jonas Creek Road
Kunkletown, PA 18058-7893
570-620-0810
Jolen1@verizon.net

Pennsylvania - Western
Linda Bishoff
3100 McClure Lane
White Oak PA 15131
412-896-1872
LLBishoff@comcast.net

Webmistress
Sue Seiffert
10584 County Route 125
Chaumont, NY 13622
518-649-2168
chochisu@ix.netcom.com

Welcome Chair
Ginger Landon-Siegel
360 East 72nd Street #B1010
New York, NY 10021-4762
212-988-1399
ging360@aol.com

Newsletter Editor
Callie Brunelli
35 Bouchouxville Road
Hancock, NY 13783
570-224-6399
weefolkandfantasy@gmail.com

REGION M-2

Regional Coordinator
Terry Ulunnold
52 Lanark Rd.
Stamford CT 06902
203-359-8641
tlunnold@aol.com

Newsletter Editor
Marty Anderson
11 Wild Oak Rise
Framingham, MA 01701
508-783-6949
miawildoak@verizon.net

Connecticut
Terry Ulunnold
52 Lanark Rd.
Stamford CT 06902
203-359-8641
tlunnold@aol.com

Maine
Paula Francis
1088 Littlefield Road
Wells ME 04090
jfrancis@maine.rr.com

Massachusetts - Eastern
Kirsten Berg-Sonne
8 Middlemost Way
Stow, MA 01775
978-897-1750
kirsten@ankersoft.com

Massachusetts - Western
Jeanne Sojka
9 Sherman Dr.
S. Deerfield, MA 01373
413-665-9979
jms-66@comcast.net

New Hampshire
Barbara A. Teer
64 Reserve Way
Milford, NH 03055-3579
603-673-7261
btminis@hotmail.com

Rhode Island
Marilyn Ferkinhoff
230 Gossets Turn Dr.
Middletown, RI 02842
401-848-9699
mfmini@cox.net

Vermont
Terry Ulunnold
52 Lanark Rd.
Stamford CT 06902
203-359-8641
tlunnold@aol.com

Events Planner
Contact your Regional Coordinator

Welcome Committee
Peggy Seifer
13 Neillian Street
Bedford MA 01730
781-402-3667
pegkelly@us.ibm.com

REGION E-1

Regional Coordinator
Mary Myers
4391 Adam Court
Mt. Airy MD 21771-4801
301-865-1023
marymomo@comcast.net

Newsletter Editor
Anita Myers
1416 Gilbert Road
Arnold, MD 21012
410-974-4937
inchbyinch@nameregione1.org

Maryland
Nancy Chalmers
302 East Joppa Road #1903
Towson MD 21286-4113
410-494-8338
nancychalmers@hotmail.com

Virginia - Southern
Ina Waples
821 Latham Dr.
Newport News, VA 23601
575-596-3593
gslrcmom@verizon.net

Webmistress
Darlene Wilson
702 Mandy Trail
Newport News VA 23601
757-596-6976
bearzworkshop@earthlink.net

Virginia - Northern
Contact your Regional Coordinator

Webmistress
Carol Ann Frost
1301 McPherson Ct
Lutherville, MD 21093-5508
410-321-1392
carol.ann.frost@verizon.net

Virginia Welcome Chair
Carol House
15575 Tyler Station Rd
Beaverdam VA 23015
804-449-1425
petticoat-lane@juno.com

Membership Chair
Contact your Regional Coordinator

Program Chair
Nancy Chalmers
302 East Joppa Road #1903
Towson, MD 21286-4113
410-494-8338
nancychalmers@hotmail.com

REGION E-2

Regional Coordinator
Terri Young
2401 Still Brook Drive
Corpus Christi, TX 78414
361-946-0900
terriyoung@grandecom.net

Arkansas
Shirley Blankenship
904 West Wind Point
Horseshoe Bend AR 72512
870-670-4264
blakenshipwww@centrylink.net

Louisiana
Laura Tusa
9835 Wheaton Cr East
New Orleans, LA 70127
504-975-9952
l_tusa@hotmail.com

Mississippi
Lori Jackman
2206 Scenic Drive
Brandon MS 39047
601-919-0291
lorijackman990@msn.com

Oklahoma - North
Sonia (Sonny) Thompson
1220 S. 135th East Ave.
Tulsa, OK 74108
918-231-9001
sonny.80@hotmail.com

Oklahoma - South
Sandy Davis
PO Box 336
Wayne OK 73095
405-499-3550
spdavis1@gmail.com

Texas
Dallas/Fort Worth Area
Karen Carter
5409 Oak Brook Rd.
Arlington, TX 79016-4548
817-478-6467
Kcarter456@yahoo.com

West Texas
Contact your Regional Coordinator

South Texas
Terri Young
2401 Still Brook Drive
Corpus Christi TX 78414
361-946-0900
terriyoung@grandecom.net

Webmaster
Lee Frank
2845 Joppa Avenue South
Minneapolis MN 55416-4103
952-927-8514
leef@minisrftun.com

REGION E-3

Regional Coordinator
Marie Bird
5 Baying Hound Way
Blythewood, SC 29016
803-754-8508
ambird3@sc.rr.com

Alabama
Roxann Dyess
3459 Summerlyn Ct S
Mobile AL 36695
251-634-0154
littlerox@aol.com

At Large
Jane Payne
706-863-8192
paynejb@hotmail.com

Florida Central
Contact your Regional Coordinator

Florida North Panhandle
Carolyn McVicker
PO Box 117
Tiger GA 30576-0117
706-782-2344
carolynmckvicker@windstream.net

Florida North
Karen Siegrist
Jacksonville FL 32217
904-334-6930 cell
msandks@bellsouth.net

Florida South
Drucilla Conrad
520 Crooked Lake Lane Apt B
Ft Pierce FL 34982
772-579-8835
sundrue@gmail.com

Georgia
JP Sligh
2532 Hawthorne Dr NE
Atlanta GA 30345
770-492-9532
jpsligh@gmail.com

North Carolina
Lissa Loosemore
3 Hoopers Forest Drive
Fletcher, NM 28732-7588
828-676-6627
eloosemore@att.net

South Carolina
Sharon Johnson
PO Box 184
State Park, SC 29147
803-260-6514
sc_container@yahoo.com

Tennessee
Judy Lewis
297 Fordtown Road
Kingsport, TN 37663
423-239-2757
minijudy06@yahoo.com

Newsletter/Gazette Reporter
Rachel Bonney
1898 Coddle Creek Hwy
Mooresville, NC 28115
704-663-4692
rabonney@winstream.net

Publicity Chair
Cat Wingle
4728 Coastal DR SE
Southport, NC 28461
910-454-4248
catwingle@ec.rr.com

Regional Awards Chair
Becky Lipscomb
1910 Belle Vista Dr.
Chattanooga, TN 37421
423-899-2444
LipscombRealMag1945@gmail.com

Webmistress
Contact your Regional Coordinator

Welcome Chair
Terri Correll
790 Lake Wright Rd
China Grove NC 28023-5745
704-798-3343
momsminiatures@hotmail.com

CANADA - EAST

Regional Coordinator
Barbara Kenyer
7 Joseph St
Port Carling Ontario
POB 1J0
705-765-0867
travelbarb@hotmail.com

Ontario
Barbara Kenyer
7 Joseph St
Port Carling
Ontario, POB 1J0
705-765-0867
travelbarb@hotmail.com

CANADA - WEST

Regional Coordinator
Bob Francis
131 Lavender Way
Chestermere, AB
Canada T1X 0B2
403-235-3045
bfminis@shaw.ca

Alberta
Karen Jones
13213 95th St.
Edmonton AB, T5E 3Y2
Canada
minilady@shaw.ca

Saskatchewan
Linda Maddaford
P.O. Box 372 Stn Del Centre
Yorkton, SK S3N 2W1
Canada
306-244-5924
lmaddaford@live.ca

INTERNATIONAL

Regional Coordinator
Shirley Dufton
110 Penistone Road
Waterloo, Huddersfield
West Yorkshire HD5 8RN
United Kingdom
michaeldufton@surf.free.co.uk

Australia and New Zealand
Adelaide Cann
adelaide@adelaidesminiatures.com

LIAISON

SEND CHANGES TO:
Amy Rauch
1043 Waltons Pass
Evans GA 30809
706-228-7239
reliaison@miniatures.org


MORE INFO

NAME office:
1-800-571-6263

Website:
www.miniatures.org

email:
members@miniatures.org

NAME



REGIONAL MAP
ON PAGE 39

Second Annual Race to benefit NAME 2016 "The Tortoise and the Hare"



You are cordially invited to join in the second annual race to benefit NAME. Last year it was ducks. May of 2016 shall bring, drum roll please.....tortoises and hares!

Yes, you heard it here first. On May 14, 2016, families of tortoises and droves of hares will embark on a journey never witnessed before as they race for the finish line and lots of great gifts and prizes.

Now for the twist. There will be two categories of prizes, and various ways to win. What fun! You can (and are highly encouraged to!) purchase hares from the hare category and/or tortoises from the tortoise division. The hare category is pretty straightforward: the fastest hares win. After all, this is a race! The slowest, laziest hare will win a prize too, though. So either hop very fast, or be the last hare to cross the finish line. Sleeping permitted, if you are aiming for the dubious honor of last place.

Now for the tortoises. After hearing people say "I never win anything" or "I always finish last", I have just the game of chance for you. In the tortoise division, please try to lose. Yes, you heard me correctly. I want you to dilly dally and lollygag your way, slowly, to the finish line. The last tortoises to finish are the biggest losers, which is the ultimate goal. And for the single most rebellious speedy tortoise who has the nerve to cross the line first or fastest, you get a little something special, too.

So, to sum it up, encourage your hares to either race full throttle, or come in last. Cheer on your tortoises to be slow as molasses, or somehow break a land, tortoise speed record and come in first. There are four different methods to snag some loot!

You will get a gift for purchasing a racer, or hopefully, racers, for \$25 each. Buy two hares and two tortoises, for example, and you will end up with four gifts. See how simple it is? I don't have exact prizes or numbers of prizes per division yet, but I anticipate them being similar to last year. For those who haven't raced before, participants will be drawn via a computer generated program that displays hares and tortoises in the order selected from one to infinity. If you fall in any of the winning subdivisions, I will contact you in order chosen to pick your winnings. This continues until all offerings are depleted.

Tortoises. Hares. Winners. Losers. Go fast. Go slow. I know, it's a lot to take in. So, if I have thoroughly confused you, just email me, Kim Wood, at gwood14@att.net and I will answer all your questions.

Let the excitement and training begin!

Race Day is May 14, 2016

Please make a generous donation to NAME by joining in the second annual race.

Your donation is 100% tax deductible under NAME's 501(c)3 Non-Profit IRS guidelines.



NAME depends upon the generosity
of members like you.

We hope to see you at the Race!

Hurry . . . Race Day is May 14.

2016 NAME "The Tortoise and the Hare" Order Form

Make Checks Payable to: NAME 2016 Tortoise and the Hare

I want _____ (number) of hares @ \$25.00 per **Hare** = _____ enclosed
Please send gift in 1" scale 1/2" scale 1/4" scale



I want _____ (number) of tortoises @ \$25.00 per **Tortoise** = _____ enclosed
Please send gift in 1" scale 1/2" scale 1/4" scale

Name _____

Street _____

City _____ State _____ Zip _____

Telephone () _____ Cell _____

E-mail _____

If you wish to charge your donation you must complete the following:



PayPal: send your payment to name@miniatures.org

Name on Card _____

Account Number _____ Expiration _____

Signature _____

You can call the office at 317-571-8094 to give credit card number, too. *Let the excitement and training begin!*

You may fax the order form to the NAME office (317) 571-8105 or scan this form and attach it to an email to gwood14@att.net

Please return completed form to:

NAME 2016 The Tortoise and the Hare, c/o Kim Wood, 10569 Georgetown C., Indianapolis, IN 46234

DEADLINE: MAY 7, 2016



NAME MERCHANDISE ORDER FORM



| ITEM AND DESCRIPTION | PRICE EACH | QUANTITY | COST |
|--|----------------------------|----------|------|
| 2007 NATIONAL CONVENTION - ORLANDO, FLORIDA SOUVENIRS: | | | |
| 1" SCALE RED DRESS BY HELEN SANDOW | \$40.00 \$20.00 | | |
| 2007 REGIONAL HOUSEPARTY - RESTON, VIRGINIA SOUVENIRS: | | | |
| 1" SCALE WHITE STAR SHAPED TABLE WITH PAINTED FLORAL DESIGN BY BESPAG | \$28.00 \$16.00 | | |
| 2008 NATIONAL CONVENTION - NASHUA, NEW HAMPSHIRE SOUVENIRS: | | | |
| FLOWER ARRANGEMENT BY KIMBERLY HAMMER | \$26.00 \$15.00 | | |
| RUSTIC TABLE BY AL CHANDRONNAIT | \$9.00 \$4.00 | | |
| 2011 NATIONAL CONVENTION - CLEVELAND, OHIO SOUVENIRS: | | | |
| MUSIC SHEET RACK BY 2011 COMMITTEE | \$5.00 \$2.00 | | |
| "KING AND I" GOWN ON HANGER BY JOANNE ROBERTS | \$40.00 \$25.00 | | |
| MUSIC STAND BY TOM WALDEN | \$40.00 | | |
| 2013 NATIONAL CONVENTION - TUCSON, ARIZONA SOUVENIRS: | | | |
| 1" SCALE LIMITED EDITION ART DECO DESIGN WITH ASSORTED COLORS BAKELITE DISK BY JOE ADDOTTA | \$45.00 \$40.00 | | |
| 1" SCALE LIMITED EDITION OIL PAINTING "QUIET TIME WITH THE LITTLE ONES" BY GILBERT MENA | \$30.00 \$25.00 | | |
| 1" SCALE SET BOWL IN CLEAR GLASS AND VASE IN CRANBERRY GLASS BY PHILIP GRENYER | \$30.00 | | |
| 1" SCALE "AT NIGHT IN THE MUSEUM" TRAY, COMMITTEE GIFT | \$5.00 | | |
| 2014 NATIONAL CONVENTION - ST. LOUIS MISSOURI SOUVENIRS: | | | |
| 1" SCALE TITLE SET OF 6 MARK TWAIN BOOKS (NON-OPENING) BY GRACE GRIFFIN | \$15.00 | | |
| 1" SCALE ST. LOUIS SCRAP BOOK BY CAROL KUBRICAN | \$18.00 | | |
| 1" SCALE PEWTER RIVER BOAT BY BARBARA ANN MEYER | \$10.00 | | |
| 2015 SMALL SCALE HOUSEPARTY - MADISON, WISCONSIN SOUVENIRS: | | | |
| 1/4" WINDMILL BY TERESA CALLENDER | \$25.00 | | |
| 1/4" CHEESE SHACK BY SUE HERBER | \$50.00 | | |
| 1/4" ALICE IN DAIRYLAND BY GAYLE CLAUSEN | \$25.00 | | |
| 2015 NATIONAL CONVENTION - INDIANAPOLIS, INDIANA SOUVENIRS: | | | |
| 1" SCALE DESSERT TRAY WITH ICE CREAM, COOKIES AND CAKE SLICES BY CARL BRONSDON | \$49.00 | | |
| 1" SCALE BOX OF 4 MACRONS BY RUTH STEWART | \$19.00 | | |
| 1" SCALE LEMON CAKE WITH BOWLS OF LEMON CURD AND WHIPPED CREAM ON TRAY BY CAROLYN McVICKER | \$25.00 | | |
| 1" SCALE SET OF 3 NESTING BOWLS BY JANE GRABER | \$13.00 | | |
| RED RUBY REMEMBRANCE | | | |
| RED RUBY REMEMBRANCE PIN | \$25.00 | | |
| 40TH ANNIVERSARY BOOK | \$25.00 | | |
| RED RUBY REMEMBRANCE PIN AND 40TH ANNIVERSARY BOOK | \$50.00 | | |



TOTAL FROM SIDE ONE
(PLEASE CARRY TO SIDE TWO)



National
Association of
Miniature
Enthusiasts
PO Box 69
Carmel, IN 46082

Non-Profit Org.
U.S. Postage
PAID
Permit No. 456
Carmel, Indiana

-Workprojects-



1/4" scale
Lighted
Tea Shoppe
inside a
Tea Box

By Thuy Means



Paper Dolls

By Cat Wingler



NAME T-shirt Pillows by Dorothy A. Hansen