

The Official Publication of the National Association of Miniature Enthusiasts

# Miniature *Gazette*

Vol. 45, No. 6 • July/August 2017  
miniatures.org

*Celebrating our  
45th year!*

*Only through sharing can we really enjoy our treasures*



NAME

\$7.95 US



# Make your own NAME Souvenir Craft Hutch!

## Available in 1:12 & 1:48 scales.

This is a very special kit offered as a thank you to all our members for years of dedication to our organization. This is the first time a souvenir has had a version offered as a kit and we hope you enjoy it. It was designed uniquely for the Sacramento Houseparty that was themed around tools and the love of making miniatures.



### Order your kit today!

Once your kit is received settle in, read the directions and above all else have fun!

We tried to make assembly enjoyable, so grab your apron and go for it!

Oh and don't forget the coffee or tea... oh yes, and the cookies!

You get to choose your scale of 1:12, 1:48 or both!

Kits are completely laser cut and even come with all the artwork!

All you need is a few basic supplies and your choice of paint.



# Make your own NAME Souvenir Craft Hutch!

**Available in 1:12 & 1:48 scales.**

This is a very special kit offered as a thank you to all our members for years of dedication to our organization. This is the first time a souvenir has had a version offered as a kit and we hope you enjoy it. It was designed uniquely for the Sacramento Houseparty that was themed around tools and the love of making miniatures.

You get to choose your scale of 1:12, 1:48 or both! Kits are completely laser cut and even come with all the artwork! All you need is a few basic supplies and your choice of paint.



## NAME Souvenir Craft Hutch



I would like the following NAME Souvenir Craft Hutches:

\_\_\_\_\_ 1" scale kit at \$30 each = \$ \_\_\_\_\_

\_\_\_\_\_ 1/4" scale kit at \$22 each = \$ \_\_\_\_\_

**USA Shipping:** \$5.00 \_\_\_\_\_

Each additional kit. add \$.50 \_\_\_\_\_

**Canada shipping:** \$8.00 \_\_\_\_\_

Each additional kit. add \$.50 \_\_\_\_\_

Total Amount Enclosed \$ \_\_\_\_\_

Make Checks Payable to: **NAME Souvenir Craft Hutch**

Name \_\_\_\_\_

Street \_\_\_\_\_

City \_\_\_\_\_ State \_\_\_\_\_ Zip \_\_\_\_\_

Telephone (       ) \_\_\_\_\_ Cell \_\_\_\_\_

E-mail \_\_\_\_\_

☐ Paypal payments and credit cards can be done through the NAME office.  
Call the NAME office at 317-571-8094 or 1-800-571-6263

*Please return completed form to:*

NAME Souvenir Craft Hutch c/o Ruth Stewart  
24121 Buck Bridge Rd., Fort Benton, MT 59442

406-734-5379 • [ruth@stewartdollhousecreations.com](mailto:ruth@stewartdollhousecreations.com)

**You've discovered NAME...**  
 ...now share the excitement with friends, relatives and fellow miniaturists.  
 Pass along this Membership Invitation and ask them to come

## Join us for the Fun of it!

- The *Miniature Gazette*, NAME's member magazine (semimonthly).
- Regional newsletters highlighting local events and projects.
- The opportunity to attend National and Regional Houseparties (conventions).
- Certificate of Membership and Membership Card.
- Discounts from various manufacturers, dealers and show promoters.
- A network of over 5,000 miniaturists to share with and learn from.



### Membership Dues - effective June 1, 2016

(All memberships are non-refundable)

	<u>Individual Member</u>		<u>Family Member</u> (Must reside at the same address as the individual member) U.S.	<u>Youth and Student Member</u> <i>Student Membership - Age 18-25 studying at a recognized college/university.</i>
	U.S.	Foreign		
One Year	<input type="checkbox"/> \$45.00	<input type="checkbox"/> \$47.00 (US)	<input type="checkbox"/> \$14.00	<input type="checkbox"/> \$22.00
Two Years	<input type="checkbox"/> \$73.00	<input type="checkbox"/> \$79.00 (US)	<input type="checkbox"/> \$23.00	<input type="checkbox"/> \$39.00
Three Years	<input type="checkbox"/> \$100.00	<input type="checkbox"/> \$113.00 (US)	<input type="checkbox"/> \$34.00	<input type="checkbox"/> \$56.00
Life Membership	<input type="checkbox"/> \$750.00			

### Membership Application

Name \_\_\_\_\_

Street Address \_\_\_\_\_

City \_\_\_\_\_ State \_\_\_\_\_ Zip \_\_\_\_\_

Telephone (        ) \_\_\_\_\_

Email \_\_\_\_\_

Family Member's name \_\_\_\_\_

Referred By \_\_\_\_\_

☐ Please check this box if you don't want your personal information used in the *Miniature Gazette* or given to other NAME members. NAME DOES NOT give or sell membership lists for business or commercial use.

Amount enclosed \$ \_\_\_\_\_ ☐ Check ☐  ☐ 


Credit Card Number

--	--	--	--	--	--	--	--	--	--	--	--	--	--	--	--	--	--	--	--

Expiration Date

--	--	--	--

\_\_\_\_\_  
 Signature required if charging membership



Mail to: NAME • PO Box 69 • Carmel, IN 46082

1-800-571-6263 • (317) 571-8094 • Fax: (317) 571-8105 • Website: [www.miniatures.org](http://www.miniatures.org)



ESTABLISHED 1972



## MINIATURE GAZETTE

Editor/Production - Dorothy A. Hansen

### Project Contributors

Carolyn Eiche, *Sweet Tea*

Tina MacDonald, *Sander*

NAME Day Armoire,

NAME Day Committee

© The Miniature Gazette, the acronym "NAME" and the distinctive house logo are all copyright 1982 and 2012 by the National Association of Miniature Enthusiasts. All rights reserved. No part of this publication, in whole or in part, may be reproduced in any manner whatsoever without the express written permission of the National Association of Miniature Enthusiasts.

Persons who submit articles published in the *Miniature Gazette* understand that copyright for said articles is transferred to the publication and become the exclusive property of NAME and/or the *Miniature Gazette* and may be distributed worldwide in any form of media by NAME.

THE *MINIATURE GAZETTE* (ISSN 1047-367X) is a semimonthly publication. Material published in the *Miniature Gazette* is contributed by individuals for the reading pleasure of NAME members. We are happy to review contributions of articles, reports, work projects and photos concerning miniature activities. Material accepted for publication becomes subject to whatever revisions are necessary to meet the space requirements and quality standards of the *Miniature Gazette*. NAME and the *Miniature Gazette* staff cannot be held responsible for determining originality of content or accuracy of information in articles submitted for publication. We take every care to prevent error and omission; however, we assume no liability for such, except to the extent of running the corrected information in the next issue.

Materials that are to be returned must be accompanied by a self-addressed envelope with sufficient return postage.

Send address changes to NAME, PO Box 69, Carmel, Indiana 46082.

NAME reserves the right to reject any advertising or articles that do not meet editorial standards. The appearance of ads in the *Miniature Gazette* does not denote endorsement of the advertisers by NAME.

### On the Cover:

Come To The Circus - 1/4" scale

**By Romaine Eyler**

More Circus photos pages 21-23

# Contents

Volume 45, Number 6

July/August 2017

## SPECIAL FEATURES

- 1 NAME Souvenir Hutch - *Order Form*
- 6 The Spirit of the Circus
- 8 2017 Alexandria Convention - *Dealer List*
- 10 The Legend of Sleepy Hollow - *Preview*
- 11 NAME Membership Drive
- 12 Jockey and Juleps - *Preview*
- 12 Nominations Wanted
- 15 How To Do A Convention Without Even Trying
- 16 Denver Museum of Miniatures
- 16 Philadelphia Miniaturia Auction
- 17 Making a Centerpiece for Alexandria
- 18 Carnival Games
- 21 Come To The Circus
- 24 mini Big Top
- 24 Bears Go Wild
- 25 Princess Victoria's Travel Trailer
- 28 Open The Door to the Armoire
- 33 Recycled Into Miniatures IV
- 34 Mini Tips
- 35 MiniCals 2016 NAME Day
- 35 Girls Room
- 36 MiniCals Lodge Workshop
- 40 2017 NAME Day Cutters
- 41 NAME Day Events

## WORK PROJECTS

- 19 Sacramento Roundtable Treasures
- 20 Sacramento Mega Roundtable Treasures
- 26 How To Make A Sander
- 26 Dollar Store Treasures
- 27 Sweet Tea
- 29 NAME Day Armoire - *Three Scales*

## DEPARTMENTS

- 2 Membership Order Form
- 4 Mission Statement
- 5 From the President
- 5 People & Policies
- 7 Bulletin Board
- 9 Headlines - Houseparties & Conventions
- 9 State Days
- 13 Thank You
- 13 New and Returning Members
- 14 In Memory
- 37 NAME's Business Partners
- 38 Shop Directory
- 39 Regional Map
- 42 Calendar
- 43 NAME Promoters
- 43 Classified Ads
- 44 Regional & State Representatives
- 46 NAME Souvenirs
- 47 Merchandise Order Form

Inside Front Cover  
Souvenir Hutch



Pages 18-20  
Roundtable Treasures



Page 25  
Travel Trailer



Pages 28-32, 40, 41  
NAME Day 2017



Pages 35 & 36  
Club News



Inside Back Cover  
Soapbox Derby Cars



# Editor's Notes

Dorothy A. Hansen

You can win a one year NAME membership. Present a membership drive idea that the board chooses to use. More information is on page 11. Deadline is September 15th.

It's time to get your NAME Day kits ordered (page 35). You can cut your own kit with instructions beginning on page 29. Are you going to a NAME Day event? NAME Day events are listed on page 41. Don't forget to send photos of your finished Armoire to share with other NAME members. More inspiration from JP Sligh is on page 28. Thanks again to the NAME Day committee for a great project.

Come to the Circus. Take a look at Romaine Eyer's 1/4" Circus beginning on page 21. All I can say is, WOW, you can almost smell the popcorn and cotton candy. Don't miss the 2017 National Convention in Alexandria, Virginia, July 27-30. A list of the dealers that will be there is on page 8.

Legend of Sleepy Hollow in Scranton, Pennsylvania is September 21-24. Lots of fun things are planned for this spooky fall themed houseparty. Door decorating contests, themed luncheons, souvenirs, tote bags, classes, and a big costume party dinner on Saturday night (more information on page 10). Limited space is still available.

Dealer and instructors, the deadline to apply for the Louisville, Kentucky Houseparty, Jockey and Juleps has been extended to July 15th. See the NAME website for applications. Don't miss out on the fun.

*Dorothy*

## Miniature Gazette Deadlines

**November/December 2017**

Deadline: August 1, 2017

Theme: *Decorating with Miniatures*

**January/February 2018**

Deadline: October 1, 2017

Theme: *Members Gallery*

## Life Membership

Effective January 1, 2018

\$975

## Mission Statement

It is the mission of the National Association of Miniature Enthusiasts to promote miniatures through education, collecting, and building friendships and skills through the sharing of experience and ideas.

## Phone, Fax & Mail

**NAME National Headquarters**

130 N. Rangeline Road, Carmel, IN 46032

**NAME Mailing Address:**

**PO Box 69, Carmel, IN 46082**

**1-800-571-6263 or (317) 571-8094**

**FAX: (317) 571-8105**

**Email:**

*General questions:* **[name@miniatures.org](mailto:name@miniatures.org)**

*National Convention or Houseparties:*

**[conventions@miniatures.org](mailto:conventions@miniatures.org)**

*Membership, Regional accounts or payments:*

**[members@miniatures.org](mailto:members@miniatures.org)**

*Gazette Editor:* **[MiniGazette@aol.com](mailto:MiniGazette@aol.com)**

**Website:** **[www.miniatures.org](http://www.miniatures.org)**

**Facebook:** [Facebook.com/NAMEMinis](https://www.facebook.com/NAMEMinis)

**Facebook Group:** [facebook.com/groups/291500559776/](https://www.facebook.com/groups/291500559776/)

**Ebay:** [www.ebay.com/usr/name-estates](https://www.ebay.com/usr/name-estates)

**Etsy:** [www.nameminiatures.etsy.com](https://www.nameminiatures.etsy.com)

NAME National Headquarters Office Hours  
8:30 a.m. to 5:00 p.m. Monday - Friday (Eastern Time)

NAME National Headquarters Museum Hours  
9:00 a.m. to 4:00 p.m. Monday - Friday



**NAME is proud to be:**

A Patron of the  
Museum of Miniature Houses in Carmel, IN

A Sponsor of The Denver Museum of  
Miniatures, Dolls and Toys

A Patron of the  
Toy and Miniature Museum of Kansas City

A member of IGMA  
International Guild of Miniature Artisans

A Carmel Arts & Design District  
Business Association member

A Patron of the Mini Time Museum in Tucson, Arizona

A Supporter of  
Real Good Toys Dollhouse for a Cause program

A member of CIMTA  
Cottage Industry Miniaturists Trade Association, Inc.

A Supporting Member of the  
Miniature Museum of Greater St. Louis

A member of Spencer Doll & Toy Museum

# People & Policies

## 2016-2017 Board of Trustees

### • President •

Barbara Thornton-Hill • 2016-2018  
13703 No Bloomfield Road  
Nevada City, CA 95959  
530-265-5704 • cell 650-380-2028  
president@miniatures.org

### • 1st Vice President/Long Range Planning •

Rhonda Keef • 2016-2018  
16 South Antigo Court  
Greer SC 29650  
864-313-1922  
1stvicepresident@miniatures.org

### • 2nd Vice President/Membership •

Amy Rauch • 2016-2018  
1043 Walton Pass, Evans, GA 30809  
706-228-7239  
2ndvicepresident@miniatures.org

### • Treasurer •

Stan Boyd • 2016-2018  
2106 Hallmark Crt  
Wheaton, IL 60187  
630-752-9957  
treasurer@miniatures.org

### • Secretary •

Alician Pearce • 2016-2018  
605 Wexford Road  
Janesville, WI 53546  
cell 608-751-1270  
secretary@miniatures.org

### • Past President •

Karen Barone • 2016-2018  
2763 Saint Anthony Way  
Gilbertsville, PA 19526  
561-596-6855  
pastpresident@miniatures.org

### • Convention/Houseparty & Liaison •

Marie Bird • 2016-2018  
9608 Scarborough Court  
Summerville, SC 2948  
cell 803-238-7984  
housepartyliason@miniatures.org

### • Special Events •

Jane Sanem • 2016-2018  
4131 Wentworth Ave. S.  
Minneapolis, MN 55409  
612-822-3738 \* cell 612-900-6106  
janeansanem@gmail.com

### • Regional Coordinator Liaison •

Jan Skuppin • 2015-2017  
928 Laguna Lane  
Washington, UT 84780  
435-652-9746 • cell 801-414-6571  
jskuppin@aol.com  
rc liaison@miniatures.org

### • Technology Liaison •

Dan Stewart • 2015-2017  
24121 Buck Bridge Road  
Ft Benton, MT 59442  
406-734-5379  
dan@miniatures.org

### • Club Liaison •

Roy Moore • 2016-2018  
2179 Amesbury Circle  
Wellington, FL 33414  
561-422-2189  
clubliaison@miniatures.org

### • Fundraising Liaison •

Kim Wood • 2015-2017  
10569 Georgetown Ct  
Indianapolis, IN 46234  
317-502-6961  
fundraisingliaison@miniatures.org

## Board Committees

### • Historian •

Debbie Young  
11468 North Bloomfield Rd.  
Nevada City, CA 95959  
(530) 478-9658  
yngathrt@gv.net

### • Academy of Honor Chairman •

Shawn Betterley  
70 Wing Street  
Bangor, ME 04401  
207-307-6040  
shawn@robinbetterley.com

### • NAME Webmaster •

Dan Stewart  
webmaster@miniatures.org

### • Estate Disposition Chairman •

Jenn Swager  
estates@miniatures.org



## Copy and Ad Deadlines

January / February: October 1  
March / April: December 1  
May / June: February 1  
July / August: April 1  
September / October: June 1  
November / December: August 1

## Advertising Information

Request a rate card from the NAME office for color and black-and-white ad prices. A typesetting/design service is available. Classified ads are 65¢ per word. Abbreviations, initials, name and address are chargeable words.

## Membership Dues

Effective June 1, 2016

### Individual

1 Year: \$45  
2 Years: \$73  
3 Years: \$100

**Family Member** (Must reside at the same address as full member)

1 Year: \$14  
2 Years: \$23  
3 Years: \$34

### Youth & Student Membership

Student Membership: Age 18-25 studying at a recognized college/university

1 Year: \$22  
2 Years: \$39  
3 Years: \$56

### Individual (Outside US)

1 Year: \$47 (U.S. Currency)  
2 Years: \$79 (U.S. Currency)  
3 Years: \$113 (U.S. Currency)

### Life Membership - \$750

**Shop Membership**  
\$50 per calendar year

**Business Partner**  
\$100 per calendar year

## From the President

### Barbara Thornton-Hill



I've been thinking about a costume for Alexandria. Somehow, Trapeze Artist, Tightrope Walker – not a good look on me. Clown – fits perfectly but Clowns are not very user friendly these days... How about the Bearded Lady? Lion Tamer – no no, don't want anyone thinking I approve of cruelty to animals. Hmmmm – AHA! I think I have it. Sorry, it's a surprise so I can't say. See you this month in Alexandria – Oh yes, I also must think of a "50s outfit for the Evening with Friends Mystery Theater. Another dilemma. There are so many difficult decisions to be made.....

Next year is an election year in NAME. Please think about who would be a good candidate for the Board of Trustees. Perhaps someone in your club? Perhaps you? We need nominations and we need you all, our members, to be working on this. Nominations have to be made to the Nomination committee by October 15th. Look in this issue for that information.

As many of you are aware, NAME needs members to exist. It is the job of every member who values our organization and its purpose of sharing our treasures to assist in bringing in new members, helping new members to enjoy our passion for our miniatures and to show them the benefits of being with a group who loves to share our miniatures. NAME is looking for new ideas to interest people in the art and hobby of Miniatures and to join our organization. Please look for the new contest in which we are looking for ideas we can use (see page 11). You might be able to win a one Year Membership to NAME.

I am very excited that I have actually had a tiny bit of time to be working on my own minis lately. I'm taking my granddaughter to a State Day in August at Lake Tahoe. She has come to that State Day for about four years now and several of my friends are bringing their grandchildren too. The kids are very good about sitting and doing their project, they love the drawings and door prizes and they have a lot of fun. Take your grandchild, child, friend's child to a workshop. It's fun and brings them to another world away from the screens and devices.

See you in Alexandria..... or Scranton .... or Online ..... or maybe you'll read this and that's our connection.

*Barbara*



# The Spirit of the Circus

By Romaine Eyler, Westminster, Maryland

It seems ironic that NAME has a convention scheduled for 2017, titled "Come to The Circus," the same year that Ringling Brothers Circus has announced that this is

their last year of performing. A sad day for circus lovers.


The Spirit of the Circus will continue to live on in the many museums dedicated to the Circus.

Baraboo Wisconsin, the original home of the Ringling Brothers Circus has a magnificent museum dedicated to the Circus.

In 1864, five of the seven Ringling brothers started the Circus. As the years passed Ringling adjusted their show to the changing times. The dazzling performances, the wide-eyed wonder, the music, the crowds were a staple of the circus. The circus used to be so important that schools closed and businesses let their employees off for the circus. It was like a national holiday according to Scott, curator of the Baraboo Circus Museum.

After 146 years of performances the circus is no longer relevant to the people like it once was. The phasing out of the elephants in 2016 and the changing times have made the circus obsolete.

So we will continue to preserve the circus with the Come to the Circus Convention in 2017.



## ALEXANDRIA, VIRGINIA 2017 NATIONAL CONVENTION Come to the Circus July 27-30, 2017

*Dealers list on  
page 8*

### Chair Person

Romaine Eyler  
romaineeyler@comcast.net  
410-917-7033 C

### Assistant Chair Person

Helen Sparks  
minihelen2002@yahoo.com  
480-277-0951 C

### Advisor: Gwen Campbell

Board Advisor: Marie Bird

### Centerpiece Chair

Mary and Dave Martin  
Mary11m@aol.com • 330-669-2188

### Children's Program

Susan Wilson Oslun  
moslun@aol.com • 703-406-3664

### Door Prize Chair

AnneMarie Ramsburg  
amramsbu72@hotmail • 410-357-5022

### Exhibit Room Chair

Mary Myers  
marymomo@comcast.net  
301-471-4582

### Garage Sale

Sue Ann Ketchum  
sheltielover30@gmail.com  
301-253-5864

### Gold Star Chair

Ina and Bill Waples  
gslcrmom@verizon.net • 757-596-3593

### Home Improvements Seminars

Luci Hanson  
hansonminis@me.com  
541-479-2345

Connie Reagan  
grandgirlminis@gmail.com  
207-650-8008

### Houseparty Helper Chair

Leah Smith  
leahleizear@aol.com • 410-489-7571

### Hospitality Chair

Julie Johnson  
djohnson6@gmail.com  
805-474-4393

### Bonnie Morrison

blm1944@shaw.ca

### Mini Exchange Chair (Swaps)

Natalie Harwood  
ohiominis.nh@gmail.com  
937-293-2046

### Operations Chair

Marnie King  
mking4071@comcast.net  
302-438-2967

### Pre-Convention Workshops

Yvonne Ayoroa  
yagrannytwo@gmail.com  
301-299-7310

### Public Day Chair/ Children's Workshop

Susan Wilson Oslun  
moslun@aol.com  
703-406-3664

### Publicity Chair

Carol Ann Frost  
Carol.ann.frost@verizon.net  
410-321-1392

### Registration Chair

Olivia Beard Wall  
Ruthsam1@comcast.net  
410-357-6323

### Roundtable Workshop Chair

Susan Karatjas  
susan@sdkminiatures.com  
724-388-2901

### Sales Room Chair

Nancy Martin  
nancy@talking-dog.com  
410-357-8045

Helpers: Do Drops on Roses Club

### Souvenir Book Chair

Carol Ann Frost  
Carol.ann.frost@verizon.net  
410-321-1392

### Souvenir Gift Chair

Lynn Jensen  
L2B2lyn@aol.com • 414-763-4195

### Table Host/Hostess

Nancy Chalmers  
nancychalmers@hotmail.com  
410-494-8338

### Theme Luncheon/ Dinner

Alician Pearce  
ubfaep@yahoo.com • 608-751-1270

### Thursday Night Events

Alician Pearce  
ubfaep@yahoo.com • 608-751-1270

### Tote Bag Chair

Nancy Chalmers  
nancychalmers@hotmail.com  
410-494-8338

### Workshop Chair

Kim Ash  
logansmommy04@yahoo.com  
765-620-3295



# BULLETIN BOARD

## Special Notices

### 2017 NAME Annual Business Meeting

All members of NAME, including those not registered for convention, are invited to attend NAME's annual business meeting. It will be held at the HILTON ALEXANDRIA Mark Center on Saturday, July 29, 10:00AM to 11:30AM. The Hilton address is 5000 Seminary Road Alexandria Virginia.

<http://www3.hilton.com/en/hotels/virginia/hilton-alexandria-mark-center-DCAAHHF/maps-directions/index.html> for map and directions to the hotel.

### NAME Day 2017

OCTOBER 7, 2017

The Bedroom Part II:  
Armoire / Dresser

Order your kits on page 40

### Dealers, Instructors, Theme Luncheons

#### "Jockeys and Juleps"

**All-scale Region A-3 Houseparty  
Louisville, Kentucky – May 18-20, 2018**

*The steering committee for "Jockeys and Juleps" invites you to apply to teach a workshop, present a theme luncheon or be a dealer in the salesroom.*

Co-chairs: Nancye Claypool  
[johnson.nancye@gmail.com](mailto:johnson.nancye@gmail.com), 502-714-8559  
Ellen Yunker, [egy735@gmail.com](mailto:egy735@gmail.com), 502-727-1959

Workshops: Cindy McDaniel  
[cindy46064@yahoo.com](mailto:cindy46064@yahoo.com), 765-620-2589  
Marion Haerle, [mhaerl@yahoo.com](mailto:mhaerl@yahoo.com), 336-457-1188

Theme Luncheons: Marti Icenogle  
[marti.icenogle@gmail.com](mailto:marti.icenogle@gmail.com), 317-402-4999

Sales Room: Mary Barrett, [artist1118@aol.com](mailto:artist1118@aol.com), 614-782-2723  
Natalie Harwood, [ohiominis.nh@gmail.com](mailto:ohiominis.nh@gmail.com), 937-293-2046

For application forms, please visit the 2018 A-3 Region webpage at <http://www.a3regionname.com> or download them from the NAME website. Click on "Jockeys and Juleps" under "Events."

**Application Deadline: July 15, 2017**

### ATTENTION: Dealers, Instructors, Theme Luncheons Charleston, South Carolina

**NAME National Convention, August 23-26, 2018**

*The 2018 Sweet Tea and Sunshine – A Southern Celebration committee invites you to apply to teach a pre-convention and/or registered workshop, present a theme luncheon or to be a dealer in the salesroom.*

Chairman: Marie Bird – 803-238-7984 – [ambird3@sc.rr.com](mailto:ambird3@sc.rr.com)  
Assistant Chairman: Janet Chase – 864-993-5209 – [flomac@embarqmail.com](mailto:flomac@embarqmail.com)  
Pre-Convention workshops: Alician Pearce – 608-751-1270 – [ubfaep@yahoo.com](mailto:ubfaep@yahoo.com)  
Workshops: Alician Pearce – 608-751-1270 – [ubfaep@yahoo.com](mailto:ubfaep@yahoo.com)  
Theme Luncheons: Janet Smith 575-532-5432 [desertminis@gmail.com](mailto:desertminis@gmail.com)  
Sales Room: Rhonda Keef – 864-313-1922 – [minicollector@yahoo.com](mailto:minicollector@yahoo.com)

Please visit the Events webpage at <https://miniatures.org/Charleston2018> to find the application forms or you can print them from the member's only area under documents and forms.

**Application Deadline: Friday, September 29, 2017**

Send information for the Bulletin Board to:  
Dorothy A. Hansen, Gazette Editor, PO Box 1285, Monroe WA 98272-4285 • Email: [MiniGazette@aol.com](mailto:MiniGazette@aol.com)

# JOIN US FOR PUBLIC DAY AT THE 2017 NATIONAL CONVENTION IN ALEXANDRIA, VIRGINIA



The Sales Room and Exhibit Room will be open to the public Saturday, July 29, 2:00-5:00 and Sunday, July 30, Noon-4:00. And you won't want to miss the Circus Model Builder's display in the Arbors Room. Hilton Alexandria Mark Center, 5000 Seminary Road, Alexandria, Virginia

## National Convention Dealers

**Acquisto Silver**  
Pete Acquisto  
Queen Creek, AZ  
minisilver@aol.com  
www.acquistosilver.com

**Acorns By Oak/ Jar-Jaf Miniatures**  
Judith Oak Andraka  
Trout Run, PA  
jandraka@jar-jaf.com  
www.jar-jaf.com or  
www.acornsbyoak.com

**Aminithing**  
Ann Pennypacker  
Chester Springs, PA  
aminithing@comcast.net  
www.aminithing.com

**Angelika's Minis**  
Angelika Oeckl  
Everett, WA  
aoeckl@yahoo.com  
www.etsy.com/shop/angelikasminis

**Aristocratic Attic**  
Julia Stewart  
Shoreline, WA  
Jthoreson77@gmail.com

**Betinha Murta Miniatures Inc.**  
Betinha Murta  
Orlando, FL  
elizabeth\_murta@yahoo.com  
https://www.etsy.com/shop/BetinhaMurta

**by Rachelle**  
Rachelle Spiegel  
Plainview, NY  
byrachelle@mindspring.com  
www.byrachelle.com

**Carl's Miniatures**  
Carl Bronsdon  
Seattle, WA  
csbronsdon@aol.com

**Carolyn's Creations**  
Carolyn Eiche  
Glendale, NY  
Carolynscreations91@verizon.net  
www.carolynscreationsminiatures.com

**Cindy's Minis**  
Cindy McDaniel  
Pendleton, IN  
cindymcdaniel@hotmail.com

**Desert Minis**  
Janet L. Smith  
Las Cruces, NM  
desertminis@gmail.com  
www.desertminis.com

**Dolls by Judy Titus**  
Judy Titus  
Arlington, VA  
Ehulamai2@comcast.net

**Dragonfly International**  
Deb Laue  
Roseville, CA 95661  
deb@dragonflyintl.com  
www.dragonflyintl.com

**Exceptional!**  
Lynn Yaeger & Nancy Weith  
St. Louis, MO  
Queenlhy@hotmail.com

**Fern Vasi Dolls**  
Fern Vasi  
Newport Beach, CA  
fernvasidolls@yahoo.com

**Ginger Landon-Siegel**  
Ginger Landon-Siegel  
New York, NY  
Ging360@gmail.com  
www.picturetrail.com/gingerlandonsiegel

**Grandgirl Miniatures**  
Connie Reagan  
Frederick, ME  
grandgirlminis@gmail.com

**Granny's Little Things**  
Yvonne M. Ayoroa  
Potomac, MD  
yagrannytwo@gmail.com  
www.grannys-minis.com

**Grapevine**  
Charrita Teague  
Paris, TN  
charritateague@bellsouth.net  
www.grapevineminiatures.net

**Hanna Roet Miniatures**  
Rachel Roet  
Amsterdam, Holland  
Rachel.roet@gmail.com

**Harva's Little Things**  
Harva Basinger  
Oklahoma City, OK  
harvabnkc@sbcglobal.net

**JoAnne Roberts**  
JoAnne Roberts  
Emmaus, PA  
jorobminidolls@aol.com

**Kreative Acrylics**  
Bruce Krietzman  
Golden Valley, MN  
bruce@kreativeacrylics.com  
www.kreativeacrylics.com

**Level Land Dolls & Miniatures**  
Winifred Holloway  
Chattanooga, TN  
Winifred16@gmail.com

**Marilyn Crockett**  
Marilyn Crockett  
New York, NY  
freemancrockett@msn.com

**Martins Miniature Marketplace**  
David & Mary Martin  
Smithville, OH  
contact@martinsminiaturemarketplace.com  
www.martinsminiaturemarketplace.com

**Michelle's Miniatures**  
Michelle Faleshock  
Hazleton, PA  
michelle@michellesminiatures.com  
www.michellesminiatures.com

**Mini Estates by Karen**  
Karen Barone  
Gilbertsville, PA  
miniatesbykaren@gmail.com  
www.miniestates.etsy.com

**mini-gems**  
Barbara Ann Meyer  
Chicago, IL  
barbaraswee@aol.com  
www.mini-gems.com

**Mini Things**  
Becky Lipscomb  
Chattanooga, TN  
Realmag1945@gmail.com

**Pat Boldt Dolls**  
Pat Boldt  
McPherson, KS  
patboldtdolls@cox.net  
www.patboldtdolls.com

**Petite People Plus**  
Elaine Kothe  
Nashua, NH  
petitepeople@comcast.net  
www.miniaturedolls.com

**Purple B Emporium**  
Bradley L. Meinke  
Columbia, MO  
Bradleylouismeinke@hotmail.com

**Robin Betterley's Miniatures**  
Shawn & Robin Betterley  
Bangor, ME  
taryn@robinbetterley.com  
www.robinbetterley.com

**sdk Miniatures LLC**  
Susan Karatjas  
Moon Township, PA  
susan@sdkminiatures.com  
www.sdkminiatures.com

**Sally Manwell Miniatures**  
Sally Manwell  
Liverpool, NY 13088  
sallymmmini@gmail.com

**Shannon Moore**  
Shannon Moore  
Wellington, FL  
sm@shannonsminis.com  
www.shannonsminis.com

**Smaller Than Life**  
Pete & Pam Boorum  
Bedford, NH  
smalllife@myfairpoint.net  
www.smallerthanlife.com

**Stewart Dollhouse Creations**  
Ruth Stewart  
Fort Benton, MT  
ruth@stewartdollhousecreations.com  
www.stewartdollhousecreations.com

**Sue Ann Ketchum**  
Sue Ann Ketchum  
Damascus, MD  
Sheltielover30@gmail.com

**Sue Herber**  
Sue Herber  
Bellevue, WA  
sue@sueherber.com  
www.sueherber.com

**Suzanne & Andrew's Miniatures**  
Suzanne Larson-Tamburo  
& Andy Tamburo  
suzandmini@aol.com  
www.andrewsmini.com

**The Quarter Source**  
Karen Benson  
Jupiter, FL  
KBMini@aol.com  
www.thequartersource.com

**Tom Walden Furniture**  
Tom Walden  
Palm Bay, FL  
sales@tomwalden.name

**NAME**  
Carmel, IN  
name@miniatures.org  
miniatures.org



# STATE DAYS

• 2017 •

**N-1**

**Arizona**

*Still Life in Miniature*

August 26, 2017

**A-2**

**Nebraska**

*Grandma's Attic*

September 16, 2017



See the Calendar Section or the  
NAME website for more information  
about the events listed here.

## NAME Day 2017



**OCTOBER 7, 2017**

The Bedroom Part II:  
Armoire / Dresser

### Dealer, Workshop, and Theme Luncheon Applications

Please note changes to application  
instructions and use current  
applications from the  
Documents & Forms section on the NAME  
website. Application forms are available  
online at:  
www.miniatures.org or from: NAME,  
PO Box 69, Carmel, IN 46082

# HEADLINES

**ALEXANDRIA, VIRGINIA**  
**2017 NATIONAL CONVENTION**

*Come to the Circus*

July 27-30, 2017



**M1 REGIONAL • SMALL SCALE HOUSEPARTY**  
**SCRANTON, PENNSYLVANIA**



*The Legend of  
Sleepy Hollow*


September 21-24, 2017

*Limited Space  
Available*

**LOUISVILLE, KENTUCKY HOUSEPARTY**  
**Jockeys and Juleps • May 18-20, 2018**

*Registration  
Opens  
Oct. 27, 2017*

*Dealer, Instructor,  
and Theme Luncheon  
applications  
postmark deadline  
July 15, 2017*



**CHARLESTON, SOUTH CAROLINA**  
**2018 NATIONAL CONVENTION**

*Sweet Tea & Sunshine -  
a Southern Celebration*

August 23-26, 2018

*Dealer, Instructor, and Theme Luncheon applications  
postmark deadline September 29, 2017*

*Registration Opens: February 23, 2018*

**2019 NATIONAL CONVENTION**  
**NASHVILLE, TENNESSEE (FRANKLIN)**  
July 18-21, 2019

**ONLINE HOUSEPARTY • Fall 2019**

**2020 NATIONAL CONVENTION**  
**INDIANAPOLIS, INDIANA**  
July 23-26, 2020

# The Legend of Sleepy Hollow

## MI Regional Small Scale House Party

### September 21-24, 2017 • Scranton, Pennsylvania

*By Bernadette Shustak, Pawling, New York*

It's almost time for the Legend of Sleepy Hollow Small Scale House Party in Scranton in September!

Hopefully, you've registered and have received your registration packet. Don't forget to check for any changes and additions when you pick up your event package when you arrive in Scranton.

Lots of fun things are planned for this spooky fall-themed house party. From door decorating contests, themed luncheons, souvenirs, tote bags, and classes, to the big costume party dinner on Saturday night.

The hotel has given Houseparty attendees permission to decorate their hotel room door with removeable, non-permanent decorations (please use blue tape, museum putty, or 3M hangers – nothing that will permanently mark

or damage the hotel property), for a hotel room door decorating contests.

There will also be Trick-or-Treating for Minis, (more fun than candy)! 20 Committee Members wearing special Trick-o-Treat identifying badges will be giving out mini treats to attendees who present them with a numbered ticket. Tickets will be included in the registration packet at sign-in.

Pre-convention classes will be held Thursday, September 21st, and are being presented by Debbie Young, Cat Wingler, JoAnne Roberts, Charlotte Archer, Gayle Baillargeon, Georgia Queen & Jean Lierman, Marilyn Heath Lauffer, and Callie Brunelli.

Registered Workshops will be on Friday, September 22nd and Saturday, September 23rd, and taught by Karen Benson, Sally Manwell, Marti Icenogle,

Kristie Norman, Janet Smith, Jackie Batcheller, Rachelle Spiegel, Georgia Queen & Jean Lierman, Cat Wingler, Ruth Stewart, Barbara Ann Meyer, Judith Oak Andraka, Ann Pennypacker, and Cindy McDaniel.

Themed luncheons will be "Come Age with Me - Have a Swell Time" with Karen Benson,

"Spooky Special Effects" with Gayle Baillargeon, and "The Elegant Witches Tea Party" hosted by Cat Wingler.

This year the M1 Region has chosen the Maria Fareri Children's Hospital in Valhalla, Westchester County, New York as the recipient of donations. We will be collecting new infant through teens size clothes. Check your registration packet for more information.



## SCRANTON, PENNSYLVANIA

### M1 REGIONAL SMALL SCALE HOUSEPARTY

### The Legend of Sleepy Hollow

### September 21-24, 2017

**Limited Space Available**

#### Chair Person

Debbie Colombo  
irvfink@gmail.com  
845-855-1766 Home • 845-591-5352 Cell

#### Assistant Chair

Alician Pearce  
ubfaep@yahoo.com • 608-751-1270 Cell

#### Advisor

Karen Barone

#### Centerpiece Co-Chairs

Terry Unnold  
tlunnold@aol.com • 203-359-8641  
Sue Ostheimer  
snosue7@aol.com • 203-322-9699

#### Door Prize Chair

Ellen Scofield  
ellenshouse@mhcable.com • 518-851-9840

#### Events/Activities

Linda Clark  
nyfeatherlite@yahoo.com  
518-482-9270

#### Exhibit Room

Wanda Simons  
wmsimons@udel.edu  
302-738-3073-home • 302-420-3325-cell

#### Gold Star Chair

Rachelle Spiegel  
byrachelle@mindspring.com • 718-956-1856

#### Hospitality Co-Chairs

Judy Lloyd  
judy9859@aol.com • 908-964-5188  
Pat Brown • plbrown2002@comcast.net  
732-255-3857-home • 732-773-3410-cell

#### Houseparty Helpers

Deb Case  
casey3rdj@sbcglobal.net • 608-449-4296  
Kay Kalick  
themouse\_house@hotmail.com  
716-754-4595

#### Mini Exchange

Fern Rouleau • fernr@cox.net  
401-447-7203-cell • 401-247-0719-home

#### Operations Chair

Nick Karatjas  
724-388-5099 • n.karatjas@gmail.com

#### Publicity

Bernadette Shustak  
sportswdw@comcast.net • 845-855-3839

#### Registration Co-Chairs

Kathie Alexander  
kathieskuties@comcast.net • 845-225-6128  
Sue Hamlin  
cshore0123@hotmail.com • 845-227-7239

#### Round Tables

Barbara Thornton-Hill  
bathca@gmail.com • 530-265-5704

#### Sales Room

Clark Roberts  
jorobminidolls@aol.com • 610-967-5375

#### Silent Auction Co-Chairs

Betty DeWitt  
dewittb@windstream.net • 706-896-3291

#### Souvenirs

Kim Wood  
Gwood14@att.net • 317-502-6961  
Patty Johnson  
pattyj46@yahoo.com • 309-912-0392

#### Souvenir Book Co-Chairs

Callie Brunelli  
weefolkandfantasy@gmail.com  
607-821-9104  
Katerina Vattiato  
pookers@gmail.com  
(please cc ly13nette@aol.com)

#### Special Media Guru

Kim Ash  
Logansmommy04@yahoo.com

#### Table Host/Hostess

Carolyn Eiche  
carolyneiche@verizon.net  
718-497-0548

#### Theme Luncheons

Janet Smith  
desertminis@gmail.com  
575-532-5432 home  
530-559-1407 cell

#### Tote Bags

Anne Pennypacker  
aminithing@comcast.net  
610-496-9382

#### Pre-Convention Workshop Chair

Susan Karatjas  
susan@sdckminiatures.com  
724-388-2901

#### Workshops Co-Chairs

Leanne Kirsch  
lkirsch@drtel.net  
701-683-5205 home  
701-308-1348 cell  
Barbara Lundberg  
barbara.lundberg@comcast.net  
503-643-4752 home  
503-449-3874 cell

#### Public Day

Barbara Anderson  
Barb-a2110@hotmail.com  
920-459-8259  
Cathy Kalte  
ckminis@sbcglobal.net  
847-254-0508





# NAME MEMBERSHIP DRIVE!

Win a one year NAME membership for yourself  
or another of your choice



**What do you have to do? Present a Membership Drive idea that the Board chooses to use in the next two years – from May, 2017 to May, 2019**

Rules of the contest:

1. If you are a Life Member, you can still win a one year membership but you could gift it to a person of your choice.
2. If several people submit the same idea that the Board decides to use, there will be a drawing for that membership among those who submitted that idea.
3. You are encouraged to submit as much detail as possible as to how to implement your ideas.
4. Ideas need to be submitted by September 15, 2017 to be eligible for this prize.

*Submissions should be sent to Amy Rauch at [rauchfam@aol.com](mailto:rauchfam@aol.com),  
1043 Waltons Pass, Evans, GA 30809*

## Special Offer for NAME Clubs

Miniature Collector is pleased to offer a special discount subscription offer to NAME Club members. Members can begin or renew their subscriptions and each will receive a \$2.00 discount. A minimum of four subscriptions must be sent together to receive this special price. Send all names and addresses together with one check, individual checks, or Visa, MasterCard or Discover card information, or call 800-458-8237 and pay by credit card. Subscribe today!

### Miniature Collector



30595 Eight Mile, Livonia, MI 48152-1798

[www.scottpublications.com](http://www.scottpublications.com)



### SUBSCRIBE TODAY!

(Prices are before NAME Club Discount)

**12 ISSUES \$39<sup>95</sup>**  
1 YEAR

Outside USA: \$63.95 (US Funds)  
SAVE \$55.93 or 58% OFF  
THE US COVER PRICE!

**24 ISSUES \$74<sup>95</sup>**  
2 YEARS

Outside USA: \$122.95 (US Funds)  
SAVE EVEN MORE! 61% OFF  
US COVER PRICE NOW \$7<sup>99</sup>

## 800-458-8237

248-477-6650

FAX: 248-477-6795

## amazon smile

The Amazon.com Smile program donates %0.5 percent of purchases made through the program to the non-profit of your choosing.

To use it:

Log in to your Amazon account and search for "National Association of Miniature Enthusiasts, Carmel, Indiana"

Click "Select" on the first item in the resulting list.

Then go on shopping at Amazon as you normally would, it is all automatic from there on.



# Jockeys and Juleps

By Judith Granbois, Bloomington, Indiana

What do you think of when you think of Louisville, Kentucky? The Kentucky Derby? The Ohio River? Or, as the natives like to say, "Fast horses and slow pours"?

Here's a new thought – "Jockeys and Juleps," the A-3 Regional Houseparty, planned for May 18-20, 2018.

The Houseparty will meet in the beautiful contemporary Hyatt Regency Hotel, which has just completed a \$16 million renovation. Located in the heart of Louisville's vibrant business and entertainment district, the hotel is within easy walking distance of a wide variety of restaurants, unique shops and the city's inviting riverfront park. And, for those inclined, the area boasts several distilleries producing fine Kentucky bourbon.

Museum Row boasts ten attractions in four blocks, including the outstanding Kentucky Museum of Art and Craft, the Louisville Slugger Museum and Factory for baseball fans, the Frazier History Museum,

the Muhammed Ali Center and the Kentucky Science Center.

Louisville's Zero buses, introduced in 2015, will carry you through the downtown area. These 21st century vehicles are all-electric – and free to riders.

"Jockeys and Juleps" will have a real Louisville flavor, with lots of references to thoroughbred horses, glamorous Derby hats, and, of course, juleps. Put this exciting event on your 2018 calendar now and plan to experience real Southern hospitality.




## Nominations Wanted

Nominations wanted for First Vice President, Second Vice President, Secretary, Treasurer and three Members at Large. One Member at Large will be the Convention/Houseparty Liaison. The other two Members at Large are flexible positions which may include Club Liaison, Estates, Fundraising, Media Programs or other as deemed necessary by the President and Board of Trustees. Nominations may be sent to any Nominating Committee member.

Members of the Nominating Committee are:

Carolyn Eiche • carolyneiche@verizon.net  
Patty Johnson • pattyj46@yahoo.com  
Leanne Kirsch • Lkirsch@drtel.net  
Connie Reagan • creagan720@gmail.com  
Kim Sher • show@philadelphiaminiaturia.com

**Deadline:**  
**October 15, 2017**



## LOUISVILLE, KENTUCKY A3 REGIONAL HOUSEPARTY Jockeys and Juleps

May 18-20, 2018  
Dealer, Instructor, and Theme  
Luncheon applications  
postmark deadline July 15, 2017

### Co-Chairs

Nancye Claypool  
johnson.nancye@gmail.com  
502-714-8559

Ellen Yunker  
egy735@gmail.com • 502-727-1959

### NAME Advisor

Jane Justis  
jjjustis@twc.com • 859-233-1077

### Centerpieces

Kathy Patrick  
qltnkath@aol.com • 502-541-5300

### Door Prizes

Betty Overly  
boverly@uky.edu • 859-484-2044  
Roberta Haley  
jackhaley@twc.com • 859-272-6884

### Events

Nancye Claypool  
johnson.nancye@gmail.com  
502-714-8559

Ellen Yunker  
egy735@gmail.com • 502-727-1959

### Exhibit Room

Ellen Yunker  
egy735@gmail.com • 502-727-1959

### Garage Sale

Ann Silverman  
bsilver104@aol.com • 614-313-0901  
Vicky Turner  
vturner940@gmail.com • 614-885-3539

### Gold Star Volunteers

Ann Parker  
lparker273@aol.com • 270-929-4030

### Hospitality

Kelly Hanna-Carroll  
kelcar1969@gmail.com • 502-396-5051  
Elizabeth Amory  
ebamory@aol.com • 502-899-3449

### Houseparty Helpers

Anne Lowe  
loweimpact@twc.com • 859-273-1120  
Kathy Patrick  
qltnkath@aol.com • 502-541-5300

### Mini Exchange (Swaps)

Kim Wood  
gwood14@att.net • 317-502-6961  
Cindy McDaniel  
cindy46064@yahoo.com • 765-620-2589

### Operations

Greg Claypool  
dogbone99@att.net • 502-553-0519

### Public Days

Joyce Shaw  
joycegangi@yahoo.com • 502-267-1906  
Kristie Norman  
kristie@normancountrycreek.com  
260-782-8013

### Publicity

Judith Granbois  
jgranboi@indiana.edu • 812-332-5781  
Carol Hudson  
jpcdhudson@embarqmail.com  
574-292-2961

### Registration

Vicky Turner  
vturner940@gmail.com • 614-885-3539

### Roundtables

Kim Wood  
gwood14@att.net • 317-502-6961

### Sales Room

Mary Barrett artist1118@aol.com  
614-782-2723  
Natalie Harwood  
ohiominis.nh@gmail.com  
937-293-2046

### Silent Auction

Ann Silverman  
bsilver104@aol.com • 614-313-0901  
Kris Dunlap  
krissydoll1965@gmail.com  
614-777-9779

### Souvenir Book

Kim Baldwin  
kimkirdorfer@gmail.com • 859-250-9384

### Souvenirs

Nancye Claypool  
johnson.nancye@gmail.com  
502-714-8559

### Table Host/Hostess

Lesia Lennex  
llenex@yahoo.com • 606-783-1775  
Jennifer McCracken  
jennifer.mccracken@ky.gov  
859-200-6535

### Theme Luncheons

Marti Icenogle  
marti.icenogle@gmail.com  
317-402-4999

### Thursday Night Event

Linda Newman  
lnewmantroy@gmail.com • 859-873-3847  
Roberta Haley  
jackhaley@twc.com • 859-272-6884

Greg Claypool  
dogbone99@att.net • 502-553-0519

Nancye Claypool  
johnson.nancye@gmail.com  
502-714-8559

### Tote Bags

Susan Gray  
sdgray4021@twc.com • 502-896-0341

### Workshops

Cindy McDaniel  
cindy46064@yahoo.com • 765-620-2589  
Marion Haerle  
mhaerl@yahoo.com • 336-457-1188

### Youth Coordinator

Elizabeth Kalinyak  
sannie@ou-law.com • 859-987-9879  
Sannie Overly  
sannie@ou-law.com • 859-987-9879



# Thank You

to the individuals and organizations who have made generous donations to NAME.

February 1st - March 31st

## **BOOSTER \$5-\$49**

Barbara Devine  
Erin Duffy  
Barbara Lundberg  
Beverly Monge  
Yolanda Ounanian  
Linda Patterson

## **CONTRIBUTING MEMBER \$50-\$99**

MaryAnna McNeel

## **Supporting Member \$100-\$249**

Sandra Davis  
Vivienne Smith

## **SUSTAINING MEMBER \$250-\$499**

Les Petits Collecteurs of South Florida

## **\$ DOLLAR CLUB**

Marilyn Maroney  
Sarita Speros

## **SCRANTON, PA HOUSEPARTY**

Nancy Flanagan

## **IN MEMORY OF**

### **JOAN BECKER**

Sharon Janssen

## **IN MEMORY OF**

### **PHYLLIS BROWN**

Kim Ash  
Stella Denney  
Marion Haerle  
Marti Icenogle  
Hoosier Mini Makers (IN)  
Cindy McDaniel  
Mustang Club of Indianapolis (IN)  
Kristie Norman  
John & Linda Shepherd  
Kim Wood

## **IN MEMORY OF**

### **DON HAGEY**

Shirley Brown

## **IN MEMORY OF**

### **JUDY GRIDLER**

Mobile Miniature Club (AL)

## **IN MEMORY OF**

### **ROSEMARIE LEE**

Omaha Co Bluffs Miniature Guild (NE)



## WELCOME NEW AND RETURNING MEMBERS

### **REGION A1**

Catherine Sutliff, Bloomington IL  
Mila Falbaum, Minneapolis MN  
Fran Ouradnik, Milan IL  
Samantha Owens, Matherville IL  
Maribeth Leidinger, Elgin IL

### **REGION A2**

Annette Medina, Thornton CO  
Nancy Petley, Great Falls MT

### **REGION A3**

Sydney Fischer, Louisville KY  
Carl Fischer, Louisville KY  
Seronia Harris, Indianapolis IN  
Jim Schmidt, Painesville OH  
Allyson Schmidt, Painesville OH  
Robert Cashman, Munster IN  
Leslie Scheper, Yellow Springs OH  
Dorothy Turner, Elizabethtown KY  
Donna Baird, Clarksville IN  
Kristie Turner, Elizabethtown KY  
Michael Samuelson, Elizabethtown KY  
Natalie Lawrence, Elizabethtown KY  
Judy Snively, Louisville KY  
Terrilynn Quillen, Greenwood IN  
Pamela Palmarini, Cincinnati OH

### **REGION E1**

Logan Brown, Gloucester Point VA  
Molly C. Cromwell, Ashburn VA  
Avery Fitzgerald, Adamstown MD  
Kimberley Feys, Adamstown MD

### **REGION E2**

Sandy Smith, Tecumseh OK  
Mary Gwinner, Haslet TX  
Michelle Knight, Austin TX

### **REGION E3**

Lucy Crosby, Hickory NC  
Veronica Hasten, Lakeland FL  
Linda M. West, Tucker GA  
Kimberly Hammer, Naples FL  
Patricia J. Gazie, Lakeland FL  
Peggy Solomon, Statesville NC  
Laurie Daniel, Apex NC  
Crys Soderholm, Ft. Lauderdale FL  
Gary Ray, Alabaster AL  
Diane Martin, Kennesaw GA  
Nancy Basket, Walhalla SC  
Jeanna Clark, Lake Helen FL  
Deborah Napper, Hernando MS

### **REGION M1**

Sue Hamlin, Stormville NY  
Jeanne Crowe, Stockholm NJ  
Linda Burtoft, Cranberry Twp PA  
William H. Sharratt, Broomall PA  
Karen Hoferichter, Hopewell Jct NY  
Anita Miske, Rochester PA  
Cindy F. Ross, Rye Brook NY

### **REGION M2**

Linda C. Griffin, N. Stonington CT  
Susan Rood, Portsmouth RI

Michelle Abate, Nashua NH  
Patricia Suriani, Ashland NH

### **REGION N1**

Yolanda Ounanian, Redlands CA  
Phyllis Broswell, Pico Rivera CA  
Tamsen Gholson, La Jolla CA  
Sharon Henry, Altadena CA  
Randy Fetzner, Las Vegas NV  
Toni Pugliano, Paradise Valley AZ  
Peggy McLoughlin, Bosque Farms NM

### **REGION N2**

Gail Mason, Benicia CA  
Joan R. O'Hare, Sacramento CA  
Gloria Clouss, San Jose CA  
Tammy Braas-Hill, San Francisco CA  
Beth Newick, San Jose CA

### **REGION N3**

Laura Morgan, Boise ID  
Martha Belden, Bellevue WA  
Susan Buchel, Garden City ID

### **INTERNATIONAL**

Luned Davis, Rhyl Denbighshire  
United Kingdom

## **New Life Member**

Peggy Solomon  
Barb Pizzini

## • IN MEMORY •

### Phyllis Brown

1950 - 2017, Phyllis Brown was an exceptional person – not only a talented miniaturist but as a teacher of challenged children, engraver of metals, woods and plastics, animal lover, a potter, a master of beadwork, a seamstress, spinner and weaver of wools, a botanist, a gardener, a glassworker, who enjoyed crocheting, and much more.



Since childhood when she built her own dollhouse and to the day she passed away in January she loved minis. Phyllis was selected as an artisan for this year's National Convention in Alexandria and Scranton Houseparty. She was so excited that her work was worthy of the honor and she was so looking forward to attending both the convention and houseparty. After finishing the souvenirs, she was planning on making a complete bedroom around her convention souvenir.

Phyllis was a miniature business owner of Zealous Arts. You could always find her selling at shows in the Midwest. She was also the NAME Day cutter for her Hoosier Mini Makers club who always hosted a day for several clubs in the area. Phyllis led the workshop at the last 2016 NAME convention for the youth.

Phyllis came to the Hoosier Mini Makers club four years ago a little shy but soon overcame that and became a vital member of the Mini Makers club. One memory the club will always cherish about Phyllis' ability to magically appear, at the next club meeting, with a miniature piece made to fulfill someone's wishes. Just ask Marion Haerle!

Phyllis will be greatly missed as a friend, mother and miniaturist. — *Submitted by the Hoosier Mini Makers Club*

### Carolyn Ruth Kolbus

The Midstate Mini Makers lost a dear friend in February. Carolyn Ruth Kolbus past away after a long battle with cancer at the young age of 52. She was a wife, a mother, a sister, a daughter and always a good friend. She would brighten the

room and her self-deprecating humor was sure to make you smile.

Carolyn was very close with her sister Beverly Keller who introduced her to miniatures. As Beverly was recuperating from a surgery, Carolyn would come over to keep her company. Beverly was working on a small garden and asked Carolyn to recreate a bush she had seen in a catalog. After seeing what she could create, Carolyn was hooked.



Carolyn and Beverly created many room boxes and vignettes together. Their favorite project was Culinary Classic Kitchen by Whitledge Burgess, which they took to their first NAME convention in St. Louis in 2014. They had an amazing studio in Carolyn's basement that was their safe haven. Through her battle with cancer miniatures was a wonderful escape. They had a sign in the craft room "Reality - a nice place to visit but I wouldn't want to live there". Beverly later said: There was no cancer in our craft room.

Carolyn is dearly missed. — *Submitted Cathy Sutliff*

### Rosemarie Lee

Rosemarie Lee, a member of the Omaha/Council Bluffs Miniature Guild. She was an Attorney with the City of Omaha, had a way with people and loved planning her retirement working on miniatures and other hobbies. She attended her first and only National Convention in Indianapolis in 2015 and enjoyed every thing about it, especially the Garage Sale, purchasing items to make for her Grandchildren. She had recently learned to use the Laser cutting device and she made table Christmas trees, a gift for each club member.

We will miss Rosemarie's contagious smile, she passed away in her home March 13, 2017 at the age of 59. — *Submitted by Edna H. Perkins*

### Karen Louise Markland

November 9, 1942- January 8, 2017. Karen was born and raised in Akron, Ohio, the daughter of Adda and Allan

Wilcox. Karen developed an early love for art and after graduating with a Bachelor of Arts from Colorado University in Boulder, CO, she married and moved to Texas in the late 1970s. While raising her two children, her artistic imagination blossomed, and she began her career in miniatures. Karen was able to make a great living while pursuing what she truly loved to do, and her whimsical art can be found all over the world in miniature museums. She was an avid tennis player and had a special love for all dogs, having dozens as pets over the years. Karen passed away earlier this year due to complications with Dementia. She is survived by her three siblings, Linda Casper of Ft. Myers, Florida, Fred and wife Valerie Wilcox of Anaheim, California, Steve and wife Susan of Akron, Ohio, son Scott (& Liz) Markland, daughter Kimberly (& Dan) Leonard, and two grandchildren, Zachary and Elizabeth, who reside in Austin, TX. Memorial gifts may be made to Alzheimers Foundation. — *Submitted by her daughter Kimberly Leonard*



Karen was an AOH Member and an IGMA Fellow and a well-known dealer at miniature shows for over 35 years. With a degree in Art she developed her unique style of painted miniature furniture and accessories which were sought after by collectors from all over the world.

Karen loved miniatures, the creativity of making them, the collecting and connecting with others who shared her enthusiasm. She loved being at shows with the many friends she made among the dealers and customers. She always amazed me by remembering everyone's name and what they collected and where she saw them last.

She always got to shows with the important things -- a large selection of miniatures to sell. Karen's table was always one you didn't want to miss.

When Karen wasn't painting she was enjoying her grandchildren, her well-loved dogs and a good game of tennis. — *Submitted by Paulette Svec and Lyn Latimer*



# How To Do A Convention Without Even Trying

By Cat Wingler, Publicity Chair

Okay, I lied; hosting a Convention takes a ton of trying. It's sort of like throwing a different party every day for a week and then topping it off with a fancy dress ball. First, someone gets an idea. They say "we should do a convention, you can chair it!" (No one EVER says I will chair it.) Chairing a Convention or Houseparty is an amazing amount of responsibility and hard work over a period of three years, sometimes longer. After someone intelligent, reliable, and responsible with the right amount of enthusiasm and a strong streak of foolishness agrees to be Chairman, you can put together a committee. Choosing the right people for the right job can make or break a chairman! The right person to serve on your committee is almost a guarantee of smooth sailing except for the fact that it is NEVER completely smooth sailing.

Then, you have to find a venue. And, oh boy, is that a tough one. You need somewhere that is easy to access from anywhere in the US. Somewhere with nice rooms at a good price. Somewhere with enough public rooms to accom-

modate all of our activities. Somewhere with shopping and restaurants within easy walking distance. Somewhere that doesn't mind that our crowd packs them in four to a room, brings our own food, and doesn't hang out in the bar. Somewhere willing to commit three or four years in advance. Eventually you get lucky and find something as close to the ideal as possible. Now you have a chairman, a committee, and a venue.

What's next? The THEME. It's hugely important (hence the caps! lol). And that's another toughie. Nothing too silly, but not too serious. Some thing that will let you have great souvenirs that everybody will love to receive. Some of us like to dress up for the Saturday night banquet so a theme that calls for fun costumes. A theme that will inspire some spectacular workshops and theme luncheons. We do a lot of brainstorming before finding the perfect theme.

And that's where we are now, we have a Chair, Marie Bird. We have a committee that works well together and has proved it several times in the past. We have a venue you can be



excited about, Charleston SC and we have a theme, Sweet Tea and Sunshine, a Southern Celebration. We'll keep you posted on our progress!

Just to kick off our celebration with a perfect party starter, and to help you get into the spirit, here's the recipe for the Traditional Southern Sweet Tea.

— Continued on page 27



## CHARLESTON, SOUTH CAROLINA 2018 NATIONAL CONVENTION *Sweet Tea & Sunshine - a Southern Celebration* August 23-26, 2018

**Dealer, Instructor, and Theme Luncheon applications  
postmark deadline September 29, 2017**

Registration Opens: February 23, 2018

### Convention Chair

Marie Bird  
803-238-7984 • ambird3@sc.rr.com

### Assistant Chair

Janet Chase  
864-993-5209 • flomac@embarqmail.com

### Centerpieces

Jane Payne  
706-829-6812 • paynejb@hotmail.com

### Doorprizes

Veronica Forman  
773-330-1082 • Vfore10414@aol.com

### Exhibits

Susan Farnik  
864-895-6218 • sjfarnik@gmail.com

### Garage Sale

Jen and Darryll Swager  
803-238-1493 • jenn.swager@gmail.com

### Gold Star Volunteers

Terri Correll • 704-798-3343  
momsminiatures@hotmail.com

Donna Deal

704-857-3567 • dddeal@mindspring.com

### Home Improvement Seminars

Cat Wingler  
910-454-4248 • catwingler@ec.rr.com

### Hospitality

Carolyn Peck  
803-237-8891 • miniminded@sc.rr.com  
Karen Dickert  
803-240-4018 • karen.dickert@yahoo.com

### Hosts/Hostesses

Katrina Bailey  
706-364-1671 • kbminis@comcast.net

Kathy Hammons

706-840-5575  
kehammons@gmail.com

### Houseparty Helpers

Rebecca Lipscomb  
423-899-2444 • realmag1945@gmail.com

### Mini Exchange

Donna Brewington  
864-350-0055 • djbrewington52@gmail.com

### Operations

Lynn Frank • 336-961-6940  
lmfrank.bobwhite@yahoo.com

Roy Moore

561-422-2189 • shotgun.mgc@gmail.com

### Public Day

Pat Campbell  
803-781-8656 • dcampbell70@sc.rr.com

### Publicity

Cat Wingler  
910-454-4248 • catwingler@ec.rr.com

### Registration

Lissa Loosemore  
828-676-6627 • eloosmore@att.net  
Johnnie Aranda  
828-380-0613 • jaranda682@hotmail.com

### Sales Room

Rhonda Keef  
864-313-1922 • minicollector@yahoo.com

### Souvenir Book

Shannon Moore  
561-422-2189 • shanroy@bellsouth.net

### Souvenirs

Marie Bird  
803-238-7984 • ambird3@sc.rr.com

### Theme Luncheons

575-532-5432  
Janet Smith • desertminis@gmail.com

### Tote Bag Favors

Lynn Montgomery  
336-454-7185 • saylynn@aol.com

Marion Haerl  
336-457-1188 • mhaerl@yahoo.com

### Tours

Rachel Watson  
706-840-4421 • rachelw1955@gmail.com

Joan Carn  
706-825-4556 • cacarn115@comcast.net

### Preconvention Workshops

Alician Pearce  
608-751-1270  
ubfaep@yahoo.com

### Registered Workshops

Alician Pearce  
608-751-1270  
ubfaep@yahoo.com

### Roundtables/Mega Roundtables

Amy Rauch  
706-228-7239  
rauchfam@aol.com

# Denver Museum of Miniatures, Dolls and Toys

By Marjorie Smelt and Melissa Helland

September turns/transforms the Colorado Rocky Mountain hillsides into spectacular gold. Add a miniature show to the mix, and it's every miniaturist's dream!

For almost forty years, the Denver Museum of Miniatures, Dolls and Toys has shared the joy of miniatures with the Denver community and visitors from near and far! 2017 marks the 37th consecutive year the Museum has hosted a Fall miniature show and sale. "Mini Mansion Mystery" will take place September 6 – 10, 2017.

Workshops held Wednesday through Friday present unique opportunities to get creative and learn miniature skills. Enjoy a delicious banquet on Friday evening surrounded by old and new mini friends followed by a sneak peek/or/special preview of the Sales Room. Come drool over our Sales and Exhibit rooms -- open both Saturday and



*Doll workshop by Carol Simons.*



*Assorted containers workshop by Nancy Stein.*

Sunday. During the Saturday evening banquet, be sure to get your bid in on the one of a kind treasures in both the silent and oral auction. Finish off a mini-packed weekend by refueling on caffeine and friendship at the Sunday morning brunch followed by some last minute shopping in the Sales Room.

The Fall Show and Sale is the primary fundraiser for the Denver Museum of Miniatures, Dolls and Toys -- the best kept secret in Denver. This year the Museum packs it's many boxes of rare dolls and delightful miniatures in an exciting search for a new home. If you've moved houses, you can just imagine what a project that must be for a Museum!

Overflowing gift bags prizes to win, fabulous exhibits, world-class shop-



*Christening memory box/frame workshop by Sylvia Supinski.*

ping -- what more could a miniaturist want?! For information, visit [www.DMMDT.org/fallshow.htm](http://www.DMMDT.org/fallshow.htm), email [judi-2017fallshow@gmail.com](mailto:judi-2017fallshow@gmail.com), or call Dona Mandell at 303-321-1078.



*Llama and cart workshop taught by Katherine Kurash and Sylvia Supinski.*

## Wanted for the NAME Auction at Philadelphia Miniaturia, November 5, 2017



NAME is the beneficiary of this year's Philadelphia Miniaturia Auction. To be successful, we need donations of auction items in all price ranges.

Please email Karen Barone @ [kbarone0117@gmail.com](mailto:kbarone0117@gmail.com) or call 561-596-6855 to donate.



# Making a Centerpiece for Alexandria: a Journey

By Fran Sussman, *Some Like It Small*, Silver Spring, Maryland

When I heard that the NAME National Convention was going to be in my neck of the woods for the first time in many years, I was thrilled. Alexandria, Virginia is a short drive from where I live in Maryland. So when the call went out from our local club soliciting volunteers to make a centerpiece, I jumped at the chance to give back to a group that provides so much. And I thought: "There are more than two years to make the centerpiece! No problem." (A long time you might opine? Ha! You know better.)

The process started with a meeting at which we were introduced to the kit for the centerpiece, which was designed and produced by Mary and Dave Martin. As you know, centerpieces come in different scales. I work almost exclusively in 1:144—dollhouse for dollhouse—so when presented with a choice of scales I naturally choose, well, 1:48, right? No. 1:12 scale. A scale in which I've never made a roombox or scene, only a few pieces of furniture in classes. I've never made a doll. Worked with fabric. Wallpapered a room. Laid a floor. Installed lighting.

Everything in 1:12 scale is entirely different from 1:144. All my instincts were going to be wrong. I had no skills. I had no supplies. I had no knowledge. And yet this had to be something someone might actually want to take home!

Was I terrified?

Not really.

I was petrified.

But . . . I did have a vision of what I wanted it to be, from the moment I heard about the Convention theme and the centerpiece design. So I mused on it for 1 year and 10 months, until I had a break from work, and a deadline looming for when we had all promised to finish the centerpieces. I didn't want to be "one of those" who never finish things, so I began in earnest.

It was finally time to take all those ideas I'd been mulling over, and instructions and photos I'd downloaded from the internet, and put them into action. Now I'm not allowed to tell you what the centerpiece will be—you'll have to go to the show and see them all for yourself in person. But I can tell you a bit about what went into the project, once I worked through the terror.

I decided to make it an opportunity to learn about and try techniques and

materials about which I'd always been curious.


So first, I wondered, "How do they make those amazing finishes on grand pianos?" In the old days, I imagine they were hand applied and rubbed finishes. That shouldn't be too hard on a miniature. I bought some pumice and rottenstone, and oil and pads and had a good time playing with an ordinary spray lacquer finish. It didn't look like any concert grand at Carnegie Hall (or any other place) but it did the trick for what I wanted: turning a typical spray-on finish into something that looked as though—at some point in the past—it had been kind of grand looking. This will carry over into 1:144 for sure.



What about some gold to go on top of the black lacquer? One of my pet peeves is that metallic finishes can be way too "bling" for scale.


I figured it might not be as obvious in 1:12 scale as in 1:144, but still likely to be an issue. Another great opportunity to experiment with different textures, color, and thickness. So out came "bare metal" (a thin layering used a lot in model car finishes), Krylon shortcuts paint in gold, a gold pen from the hardware store, and gilders paint. You know what? I found that each of these has a use, in its place.

Next, wallpaper. Jeez, what do "real" (i.e., 1:12 scale) miniaturists use? Well, the scrapbooking store (with the great name of "Queens Ink"—go to their website to see why it is called that) not too far from me was having a garage sale. For not much money, a few pads of scrapbooking paper provided a wealth of options. I now have about 200 pages of scrapbook paper and absolutely no use for them. But I did find the two pages that were exactly what I wanted.



Then, rugs. Finally, I can use up something I already have! I'm one of those (I bet you are too) who haunt upholstery shops and nab those outdated sample books they're throwing away. And I'm 62 years old, so that's a lot of nabbing.


Six hours later I had finished going through all the books I had, cutting out this piece and that and none of them seemed



just right. But aha! There was some fabric in the bottom of another box in the bottom of a cabinet that will do nicely.

The terror is starting to abate as the project takes form, but there's still far to go. But now I'm on a roll (cooking with gas, as we used to say). Carving? I can do that—I took *one* class. Painting? Yeah, sure. LED lights? I know how to do that—it's a snap. Sewing? Sure, I sat through Home Ec.

Now comes the best part: shopping at Philadelphia Miniaturia for the re-



maining things that I need. The finish line is in sight, and it's still not close to the deadline (well not that close!).


And then the project crashes to a standstill.

*Fabric.* How the heck do you get

fabric to drape realistically? No idea. Never done it in 1:144.

Back to Jo-Ann's. They are happy to sell you small amounts. Surely one or two of those 6-inch widths will work out.

Back to the internet and my network of miniaturist friends who work in 1:12. Well, that network is only one person, actually, but she's great. Holly Burke, my friend of some ten years or so. The wee hours found me searching Youtube and watching videos galore. Want "do it yourself" miniature drapes? Try this method. Pins. Straws. Graph paper. Buy this product. Use Stiffy. No, use spray starch. Did I say spray starch?



— Continued on next page

## Making A Centerpiece

Continued from page 17

I meant hairspray. More trips to the dollar store and more supplies (no one questioned why that woman was buying 11000 drink straws, bamboo skewers, and spray starch, really?).

Eventually, all the problems were solved.

All in all, despite the angst that gripped me much of the time, it was a rewarding experience. I learned a lot by testing out new products and tech-

niques; the experiments will, I'm sure, help me in the future. My local Jo-Ann's and scrapbooking store, not to mention a half-dozen sellers at Miniaturia have been supported. And I proved to myself that I really *could* do something in another scale (and also that I never wanted to do that again).

When I delivered my finished centerpiece to the show organizers, I was actually pretty proud of what I'd done. But I'll let you be the judge—come out to Alexandria in July and let all the centerpieces designed, executed, and crafted by dozens of diligent and creative and

talented miniaturists (and me, of course) "take YOU to the circus"!


And when the NAME National Convention comes near to your town next time . . . maybe you'll volunteer too. But be sure to allow plenty of lead time.



## Carnival Games At The Circus Midway

By Alician Pearce, Janesville, Wisconsin

There was an excitement about the anticipation of going to the circus. Seeing all the exotic animals, the death defying aerial acts way above your heads, and who could forget about the silly fun of the midway. You would gather up all your friends, and spend



the day walking up and down the midway, trying to pick that one special game to try your luck. They would have games where you had to pop balloons with darts, water gun races to see who could pop the balloon first, the basketball game where you had to get a certain score of baskets, or my favorite, the duck pond. You would save up all your allowance to go to the midway, just so you could get your chance to win that giant stuffed teddy bear, which you had no idea how to get home! Not to mention, you were the envy of all the others at the midway carrying that giant bear everywhere.

Well our circus wouldn't be complete without our very own midway. On Thursday night of the convention, we will have a small midway for you to participate in. You will purchase tickets to play the games, which the steering committee has planned for you. The committee has been working very hard to come up with fun and exciting games for you to try your luck. A little birdie told me that there might be a game in which you will have to see how good a marksman you are, or how lucky you are with a spin of a wheel. You will

want to save up your allowance for this fundraising night, as you will need lots of prize tickets!

When you win the game, you will then receive prize tickets. The amount of prize tickets will depend on the game and if you won or got close to winning. After you have gathered all the prize tickets you want, then you will be able to go to the prize booth, and pick your prizes. Now, I know what you are thinking, what are the prizes?? Well, we have a large selection of wonderful miniatures!!!! Yes, you will be able to win minis!! How great is that?? We have everything from finished furniture, to house kits! And everything in between! And they are in all scales. You will want to get to the midway early and play often, so you can get that extra special miniature that you saw in the prize booth, before your friend gets it.

So with that being said, I am looking for more donations for midway prizes. I am looking for items in all values and in all scales. If you have any questions about the midway, or would like to donate prizes, please email me at [ubfaep@yahoo.com](mailto:ubfaep@yahoo.com). I will see you all on the midway!



Accessories Included



Accessories Included

1" Scale  
**Potting Bench OR Picket Fence Shelf**  
S/H US: \$3 per additional kit \$2  
Deb Laue  
1719 Oakview Dr., Roseville, CA 95661  
[deb@dragonflyintl.com](mailto:deb@dragonflyintl.com)



1" Scale • **Gardening Tote**  
S/H US: \$3 per additional kit \$2  
Dena c/o Deb Laue  
1719 Oakview Dr., Roseville, CA 95661  
[deb@dragonflyintl.com](mailto:deb@dragonflyintl.com)






# SACRAMENTO, CALIFORNIA HOUSEPARTY

## ABCs OF MINIATURES



All roundtable kits are \$5.00 each plus shipping and handling for each kit that you order from the same person. Check each kit for shipping costs. Email individuals for Canadian and International postage rates. Mail orders to each individual enclosing either check or money order. *For NAME members only.* Expires: September 30, 2017. Check with individuals sellers after closing date for possible availability.



1/4" Scale

### Two Chairs & Small Table for Patio OR Loveseat & Large Table for Patio

S/H US: \$3 per additional kit 50¢

Janet Smith  
5136 Lost Padre Mine Road  
Las Cruces, NM 88011  
desertminis@gmail.com



Tall (Set A)

Short (Set B)

### 1/4" Scale • Hens & Chicks Succulents in Rusty Cans: Tall (set A) OR Short (set B)

S/H US: 1-4 kits: \$3, per additional kit 50¢

Tomas Kubrican  
PO Box 2854, Petaluma, CA 94952  
carol@true2scale.com



1" Scale

### "White Christmas" Kits

S/H US: 1-4 kits - \$3, per additional kit 50¢

Jeff Packard  
11468 North Bloomfield Rd  
Nevada City CA 95959  
yngathrt@gv.net



1/4" Scale

### Dining Hutch OR Leather Seat Dining Table & Chairs

S/H US: 1-3 kits: \$3, 4 or more kits \$5

Bruce Steinke  
9927 S. Falconview Dr., Sandy, UT 84092-3910  
bruce@bjminis.com



### 1" Scale • La Vie en Rose: Decals with Dishes OR Gift Boxes

S/H US: 1-4 kits: \$3, per additional kit 50¢

Carol Kubrican  
PO Box 2854, Petaluma, CA 94952  
carol@true2scale.com



### 1/4" Scale • Dr. Seuss's ABCs: Wonky Bookcase OR Wonky Piano

S/H US: 1-4 kits - \$3

Debbie Young  
11468 North Bloomfield Rd  
Nevada City CA 95959  
yngathrt@gv.net • Yes, we have them in stock.



### 1/4" Scale • Mini Dolls' House Toy OR Mini House Furniture

S/H US: \$3.00, per additional kit \$1.00

Barbara Kummerow  
PO Box 193, Atascadero CA 93422  
kumini@tcsn.net



1" Scale OR  
1/4" Scale

### Apron and Ruler • S/H US: \$3.00

Christine MacDonald  
15407-75 Avenue, Edmonton AB  
Canada T5R 2Y9 • tina@camacdonald.com



1" Scale

### Lego Blocks Mold OR Lego Man & Board Mold

S/H US: \$3, per additional kit 50¢

Ruth Stewart  
24121 Buck Bridge Rd, Fort Benton, MT 59442  
ruth@stewartdollhousecreations.com



1" Scale  
Vintage  
Peg Bench  
with  
Hammer  
OR  
Vintage  
Blocks in  
Wagon

S/H US: \$3, per additional kit 50¢

Connie Reagan  
24 Sawyer Street, Portland, ME 04103  
grandgirlminis@gmail.com



### 1" OR 1/2" OR 1/4" Scale 3D Printed Mini Legos

S/H US: \$3.50, per additional kit 50¢

Dan Stewart  
24121 Buck Bridge Rd, Fort Benton, MT 59442  
ruth@stewartdollhousecreations.com



# SACRAMENTO, CALIFORNIA HOUSEPARTY

## ABCs OF MINIATURES



All Mega roundtable kits are \$10.00 each plus shipping and handling for one kit that you order from the same person. Check each kit for shipping costs. Email individuals for international postage rates. Mail orders to each individual enclosing either check or money order. For NAME members only. Expires: September 30, 2017. Check with individual sellers after closing date for possible availability.



1" Scale  
OR  
1/2" Scale  
OR  
1/4" Scale

### Toy Box with Bookshelves

S/H US: \$3, per additional kit 50¢

Connie Reagan

24 Sawyer Street, Portland, ME 04103  
grandgirlminis@gmail.com



### 1" Scale • La Vie en Rose Eiffel Shelves (+Bonus screen download)

#### OR Pitcher with Flowers

S/H US: 1-4 kits: \$3, per additional kit 50¢  
carol@true2scale.com • Carol Kubrican  
PO Box 2854, Petaluma, CA 94952



1" Scale

### Craft Sink OR Craft Sink Accessories

S/H US: \$2.50 per sink, \$3 for set  
Quantities are limited

Charlotte Atcher

9511 221st Place SE, Woodinville WA 98077  
spinweaver@peoplepc.com • Email with questions



### 1" Scale • Crayon Themed Child Size Table with 2 Chairs

S/H US: \$3.50, per additional kit 50¢

Sheila Benjamin

10626 Flaxton St., Culver City, CA 90230  
sheilabenjamin@aol.com



### 1" Scale • Hens & Chicks Succulents OR Free Range Hens & Chicks Crate

S/H US: 1-4 kits: \$3, per additional kit 50¢ •  
carol@true2scale.com • Tomas Kubrican  
PO Box 2854, Petaluma, CA 94952



### 1" Scale • Vendor Cart OR Cart Toys

S/H US: \$5.00, per additional kit \$1.00

Lew Kummerow

PO Box 193, Atascadero CA 93423  
kumini@tcsn.net



1" Scale

### Tiny Patchwork Dollhouse OR Thimbles, Flowers & Basket Accessories for 1

S/H US: \$3.50, per additional kit 50¢

Ruth Stewart

24121 Buck Bridge Rd, Fort Benton, MT 59442  
ruth@stewartdollhousecreations.com



1" Scale  
"White  
Christmas"  
Dollhouse

S/H US: 1-4 kits - \$3, per additional kit 50¢

Jeff Packard

11468 North Bloomfield Rd  
Nevada City CA 95959  
yngathrt@gv.net



### 1/4" Scale • Winery Gazebo OR Winery Tasting Set

S/H US: \$3 per additional kit 50¢

Janet Smith

5136 Lost Padre Mine Road  
Las Cruces, NM 88011  
desertminis@gmail.com



1/4" Scale

### Dr. Seuss's ABCs: Roombox OR Wonky Bed & Door

S/H US: 1-4 kits - \$3

Debbie Young

11468 North Bloomfield Rd  
Nevada City CA 95959  
yngathrt@gv.net • Yes, we have them in stock.



1" Scale

### Artist Paint Box OR Artist Tote

S/H US: \$3 per additional kit \$2

Deb Laue

1719 Oakview Dr., Roseville, CA 95661  
deb@dragonflyintl.com



# Come to the Circus

By Romaine Eyler • Photos by Tim Frost



Three of the five ring Circus, Lion act, dog act and dancing horses.



Behind the tent, dancers entering from the back lot.



Games, Big Mouth Pig and Milk Can Toss, Midway games at the circus.



Clowns entering, Clowns entertaining audience.



Clown Alley (clown dressing room).



Under the Big Top, five ring circus with parade of animals in 1/4" scale.

— Continued on next page



# Come to the Circus

— Continued from page 21



*Squirt Gun Game, fun for the entire family.*



*Part of animal parade, lion act, poodles act.*



*Bear act, monkeys act, and knife thrower entertaining a large audience.*



*Behind the scenes, camper of circus employee, employees eating snack, horse act entering.*



*Clown on stilts.*



*Strong man, strong man's son and fire eater.*

— Continued on next page



# Come to the Circus

— Continued from page 22



*Cheese Cart*



*Trailers of circus employees*



*One of the five rings at the circus the Lion act.*



*Calliope entering the circus, with the high wire act underway.*



*Bear act, monkey act and the animal parade*



*Dog ring, the poodles are entertaining the crowd, dancing horses in the background as well as lots of clowns putting a smile on everyone's face.*



## mini Big Top

*By Charlotte Atcher  
Woodinville, Washington*

I made a mini Big Top out of a Dollar Store Crown shaped night light.

I bought circus themed paper on a digital download and then found free vintage printies of circus performers.

The scale is about 1/120 (Baby house scale).



## Circus Birthday Party

*By Ginger Landon-Siegel, New York NY*

This scene began with the purchase of the three clowns at the Biltmore estate and the balloon birthday card backdrop that I received one year. I grew up loving clowns as my grandmother loved them and used to see a variety of clowns for friends and family. So when I bought the clowns and received the card, the party scene just fell into place!

## Bears Gone Wild

*By Ginger Landon-Siegel  
New York NY*

Our club had a contest to create a scene using a greeting card. I used three cards, two cards to create the backdrop of the scene and a 3-D pop up card that had the swing at the front. It was a just the right setting to place the many teddy bears I had collected as well as to use the many unusual odds and ends that end up in your "stuff", like a mini pink motorcycle and the resin carousel horses!





# Retired Wire Walker, Princess Victoria's Travel Trailer

*By Vicki Scidmore, Whittier, California*

This is my travel trailer. The owner is a retired wire walker who now trains dogs (her poster is inside, Princess Victoria, the name caught me immediately!). The

trailer came from World Market and the top was cut out to decorate the inside in half inch scale. I made all the furnishings except the bench seat which is a plastic toy. The bath-

room at the end has a shower on the right and toilet on the left but only the sink shows.



*Sewing snaps were used to make the burners on the stove and the drain in the sink.*



*Bath at end of the trailer.*





# How to Make An Electric Sander for Your Minis!


By Tina MacDonald, Edmonton, Alberta, Canada

Do you ever have a problem sanding your minis, especially delicate operations like getting laser burn off tiny breakable quarter-scale pieces? Then this sander is for you. You can easily make one for yourself out of a Braun Oral B battery operated electric toothbrush (pictured at right). It **MUST** have a round head to work properly, so make sure you buy the correct version.



To make this sander, start by removing the "toothbrush" part. It just pulls off, with a little wiggling.

Then, with fine scissors, clip off as many of the bristles as you can, as close to the base as possible.



Then, sand smooth. Although I suppose you could do the sanding manually, it is far faster and simpler to do it with a belt sander.



Sand until the bristles are completely gone, and the toothbrush head is smooth.

Then, punch a piece of smooth plastic from Styrene, or other flat hard plastic (such as a plastic grocery tray) with a 5/8" round punch. Glue the plastic onto the brush head, with a good plastic glue, and clamp until dry.



Using the same punch, punch circles of sandpaper to apply to the brush head. The best sandpaper for this purpose is Diablo StickFast Sanding Disks for orbital and dual action sanders, which has a sticky back, and can be found in most hardware stores. I buy mine at Home Depot. These come in a variety of grits, including 80, 120, 180 and 220. Personally, I have prepared two sanding heads for my toothbrush, and have them finished with 80 and 220 grit. I just switch heads, depending on whether I need fine or course grit. Extra toothbrush heads can be purchased at any store that sells Braun electric toothbrushes.

Just punch out 5/8" circles of your chosen sandpaper, peel the backing off, and apply to your new sanding toothbrush. When the grit wears out, just peel off the worn out sandpaper and apply another piece.

Enjoy your new sander!



## • Dollar Store Treasures •

### 5" x 7" Notebook

By Jean Monk, Pawleys Island, South Carolina

I am currently working on a large 1/4" scale project (12 rooms) and in an effort to keep it all straight I created a swatch book.

I bought a 5" x 7" notebook at the Dollar Tree and devoted a page to each room. Attached samples of wallpapers, fabrics, pictures of rugs and included a list of furnishings already acquired. Then added a list of needs. Really came in handy at the Small Scales Regional in Greenville South Carolina!

It was a tremendous help!!

Do you have a Dollar Store Treasure to share with other NAME members?

Email: MiniGazette@aol.com

Dorothy Hansen, Gazette Editor, PO Box 1285, Monroe, WA 98272-4285.

## Sweet Tea & Sunshine

*Continued from page 15*

### Ingredients

- 3 cups water
- 2 family-size tea bags
- 1/2 to 1 cup sugar
- 7 cups cold water

### How to Make It

1. Bring 3 cups water to a boil in a saucepan; add tea bags. Boil 1 minute; remove from heat. Cover and steep 10 minutes or even longer for stronger tea.
2. Remove and discard tea bags. Add desired amount of sugar, stirring until dissolved. You have to add the sugar while it's hot!

3. Pour into a one gallon container, and add 7 cups cold water. Serve over ice.

To get this party started, the guest artist this time is Carolyn Eiche who can tell you how to make the perfect iced tea in miniature!

## WORKPROJECT

### Sweet Tea

*By Carolyn Eiche, Carolyn's Creations*

You will need to supply a miniature pitcher and glasses of your choice.



For ice cubes I use either the small plastic pellets they use as beanbag filler or the little cubes used as fill for flower arrangements. The straws are bristles cut from a cheap scrub brush, but make sure they are long enough to fit in your glasses and stick out of the top. The lemon slices were cut from a pre-made cane that I purchased at a show. Also, I have found nail art at my local dollar store and online both pre-cut and in canes in fruit designs that can be used for miniatures.

### Tools needed:

- Polymer coating (*I use Envirotex Lite purchased at my local Michaels*)
- Amber Transparent Dye
- White Opaque Dye
- Paper Cup
- Stir Stick
- 1/4 Teaspoon Measuring Spoon
- Toothpicks
- Paper Towel
- Wax Paper
- Double Stick Tape
- Tacky Glue

1. Cover your work surface with a sheet of wax paper to protect from spills. Then in a paper bathroom cup mix a 1/4 teaspoon each of resin and hardener according to the package directions. Clean the spoon with a pa-

per towel between the steps. Mix well with a clean popsicle stick or coffee stirrer, etc.

2. Add some amber transparent dye, a drop at a time to the polymer in the cup. Start with one drop and mix, adding one or two more drops to deepen the color but watch it doesn't get too orange.
3. Put a drop of the white opaque on to the wax paper and dip a toothpick in to pick up some color. Swipe the toothpick through the polymer. You want to just barely tint your tea. This is to give it a slightly cloudy look, not change your color. Mix well. When happy with your tea color you're ready to pour.
4. Attach your pitcher and glasses to your work surface with a piece of double stick tape to prevent you knocking them over while filling them.
5. Use the stir stick or several clean toothpicks to carefully drip the polymer into the pitcher. Fill about half to 2/3rd of the way, then add ice cubes if desired and top with a few pieces of the lemon slices. Letting them float on top.
6. Fill each glass with a few drops of the polymer, again filling a bit over halfway. Add two to three ice cubes to each glass if desired. Push them down into the tea if you need to with a toothpick. You can also add another drop or two of polymer if needed. When satisfied, add your brush bristle straw.

7. Let everything sit undisturbed for about 24 hours to let the polymer harden. When everything is set you can cut down your straw if needed and add a slice of lemon to the side of your glass with a little tacky glue.

Sit down and enjoy your Sweet Tea in the sunshine.

For questions with this project please contact: Carolyn Eiche, 68-15 64th St., Glendale, NY 11385  
Carolynscreations91@verizon.net  
www.carolynscreationsminiatures.com





# Open the Door . . . . to the Armoire

## Inspiration: 2016 Bunk Bed with 2017 Armoire

By JP Sligh, Atlanta, Georgia



*Before: 2017 NAME Day kit. Order your kits and share what you do with your armoire.*

*Ordering information on page 35.*

### NAME Day October 7, 2017

*After: JP's Armoire paired up with last year's NAME Day project, the bunk bed. The hinges JP used on the Armoire are Houseworks brand, brass hinge set #HW1132, available at your local miniature store.*





## NAME Day 2017 • Going Bunkers continuing with an Armoire



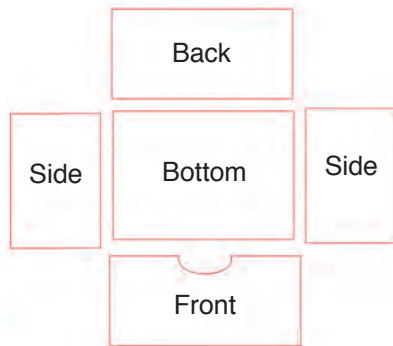
No matter what scale you enjoy working in this years armoire is very easy to put together. Did you buy a kit or cut it yourself, either way it will be a great piece to add to this 2nd year of our Going Bunkers project.

All scales are put together the same basic way.

First I suggest you paint or stain all pieces and test fit before picking up that glue bottle and use a squaring jig or lego pieces to ensure your project is glued in square.

I like to finish my drawers first so they are ready to be set into place and also used to make sure your shelves are glued at the correct height.

#### Drawers:

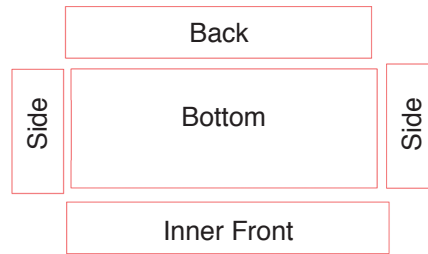


Glue the back on the outside of the bottom and glue the sides on the outside as well even with the back.

The front fits right over the side pieces to give you a great neat look to your drawer.



The long drawer is built the same with the thicker outside piece glued centre to the inner front to finish it off.

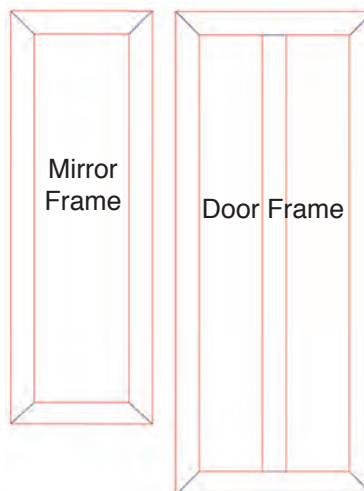


**NOTE:** I have left this front off to be able to see where the sides, shelf and centre supports goes. It is one of the last pieces I glue in place.

#### Doors:

Glue the 5 pieces of the door fronts onto the outside of each of the doors.

The mirror also gets its 4 pieces glued together like a frame.



#### Main Unit:

You have 3 pieces the same, the bottom, top and a dividing shelf that goes on top of your long drawer.



Glue the top and bottom pieces on top of your back. Then glue the right side on.

**NOTE:** I only glue this one side on to make it easier to glue the shelves in place.

Sometimes it is easier to take a picture than to try and explain, so here is how I test fit to glue in my shelf.



The green tape is to hold your centre dividing wall and one of your small shelves in place, do NOT glue them yet. Before you glue the shelf in place slide your long drawer in to check and make sure your shelf is straight.

Slide it out and glue the end and one side of your shelf and glue it in place. Let dry well and use your finished drawers to see where to glue your small shelves in place.

Do one at a time starting with the lower one, leaving a tiny amount of space between the drawer and the shelf to make it easier to put in and out.

**NOTE:** Be sure to let each shelf dry before you put your next drawer in so you do not move any of the shelves out of place.

Now glue your other side on and when dry glue your clothes supports in and put the rod in place. Your long drawer front can be glued centered onto the drawer box.

And this is what you have now. Lots of space to add hat boxes or storage on top of the drawers.



— Continued on next page

# NAME DAY 2017 • ARMOIRE

## Armoire

*Continued from page 29*

Let tackle the top, it is an easy piece to do. First glue the smaller top centered and flush at the back of the larger piece and glue that completed piece on top of your armoire again centered and flush at the back.

Legs, glue them in place front and back of your bottom. I suggest the back ones be close to the back but remember your long drawer front still needs to be glued on so your front legs can be indented just a little.

You have already put your door frames

on the outside of your doors. Now you need to cut your mylar, glue it to the frame and glue on the inside of one of your doors, centered.

This door will go on the side where your drawers are.

Now is the perfect time to add clothes and stuff inside your armoire. Use Tyvek or hinges or simply glue your doors in a partially open position. What ever you like to do with your pieces.

Look at the pictures of the finished pieces to help you complete your Armoire the way you want.

I do hope you enjoy your NAME day however you plan to celebrate it.

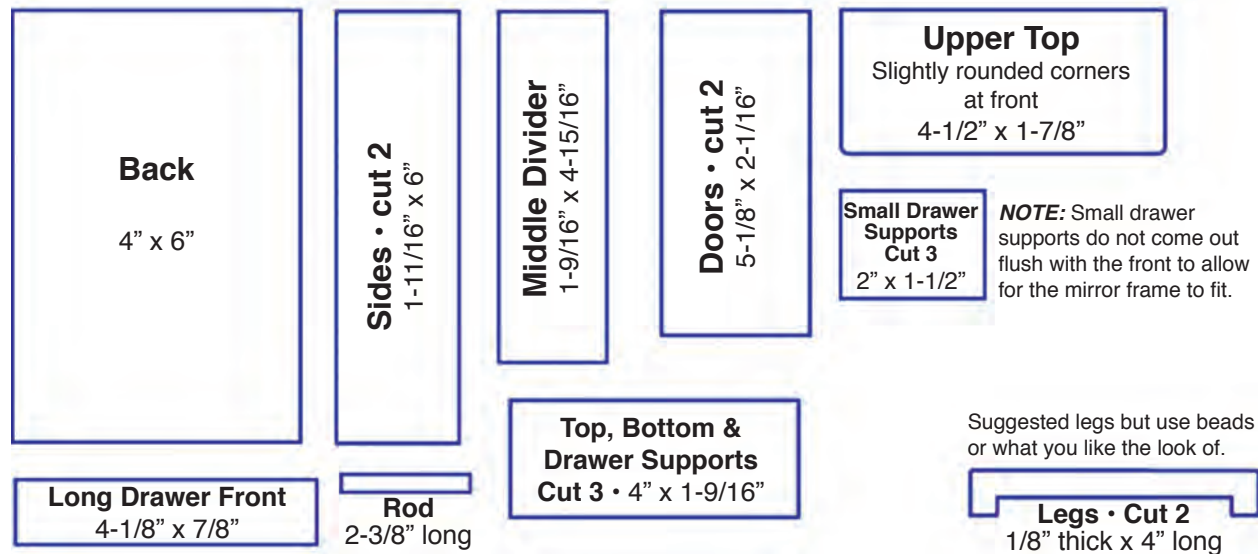


*Inspiration by JP Sligh*

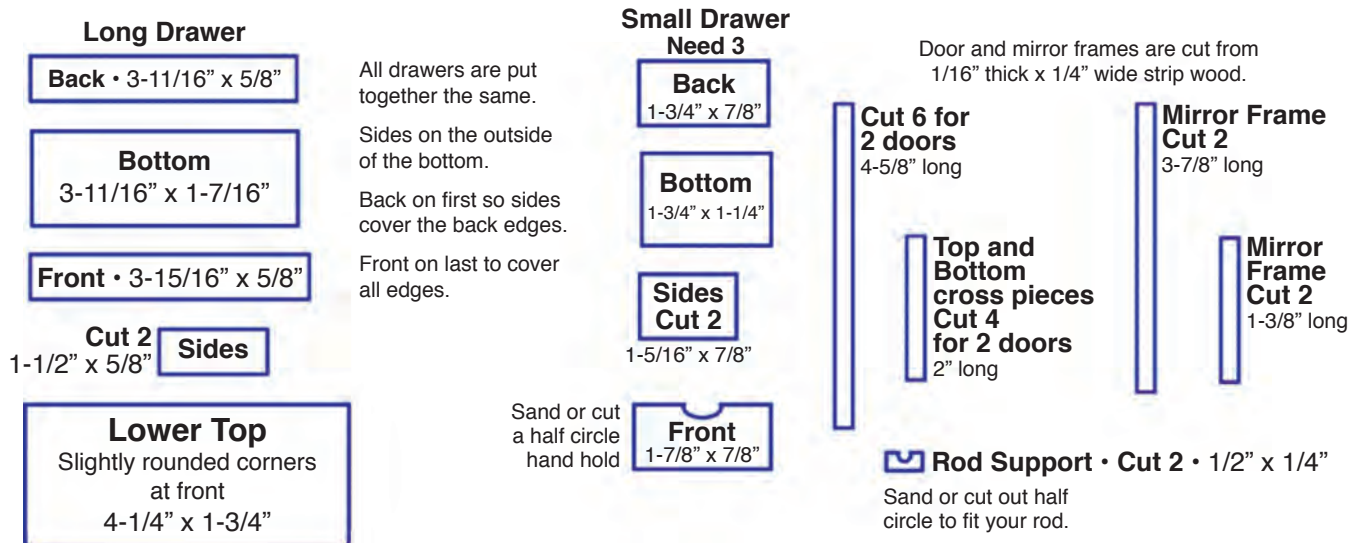
## NAME Day 2017 Armoire • 1" Scale

*Drawings not to scale*

3/32nd wood pieces



1/16th wood pieces



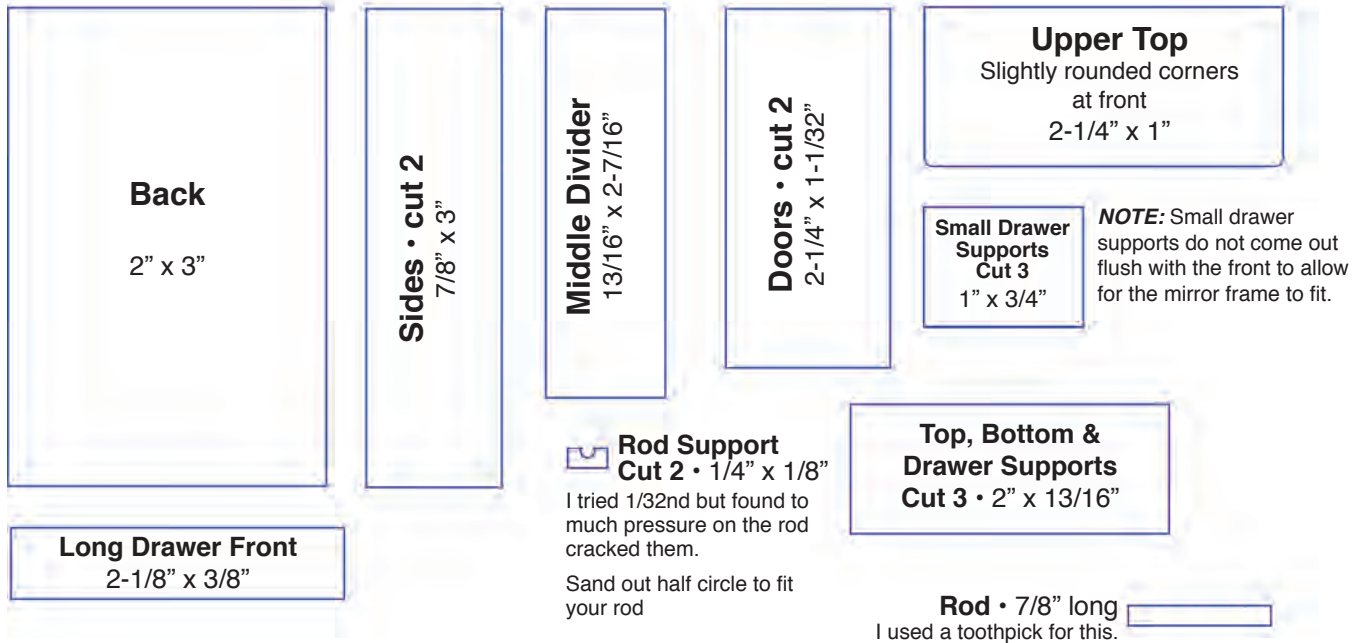


# 1/2" SCALE ARMOIRE

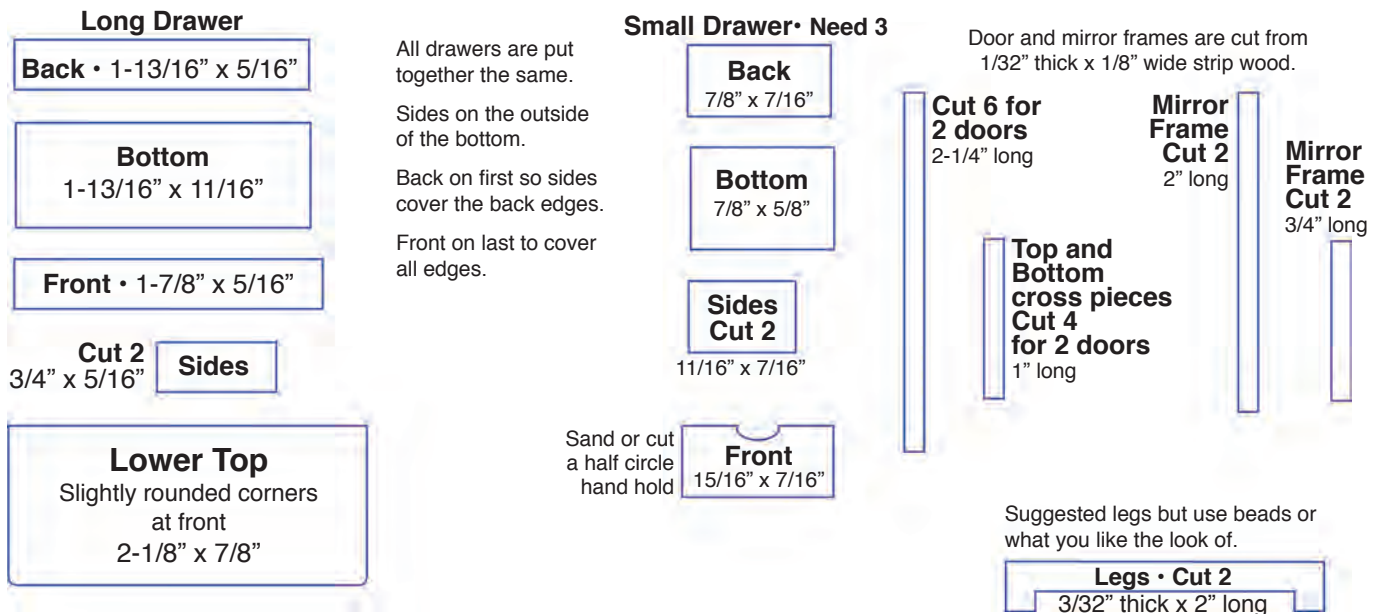
## NAME Day 2017 Armoire • 1/2" Scale

Drawings not to scale

1/16th wood pieces



1/32nd wood pieces

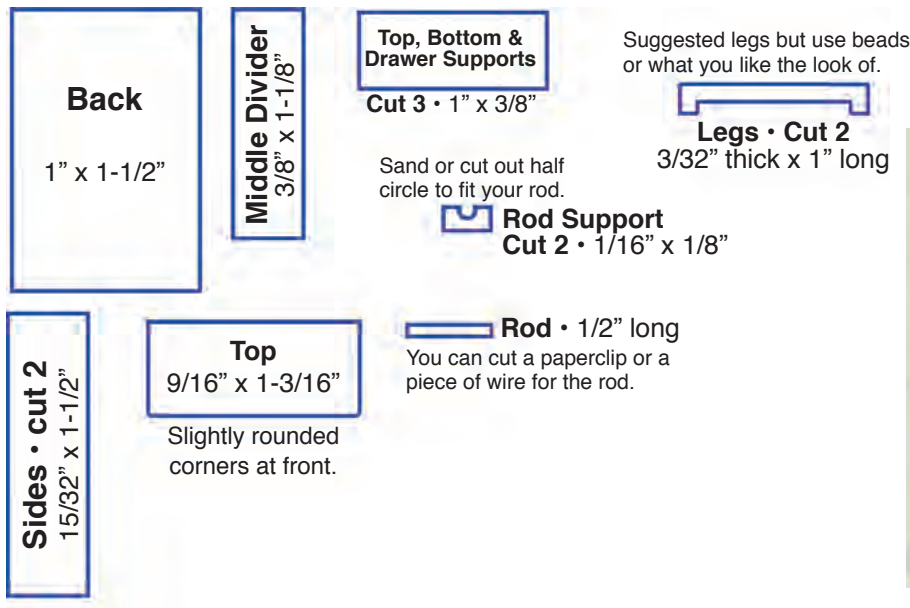


# 1/4" SCALE ARMOIRE

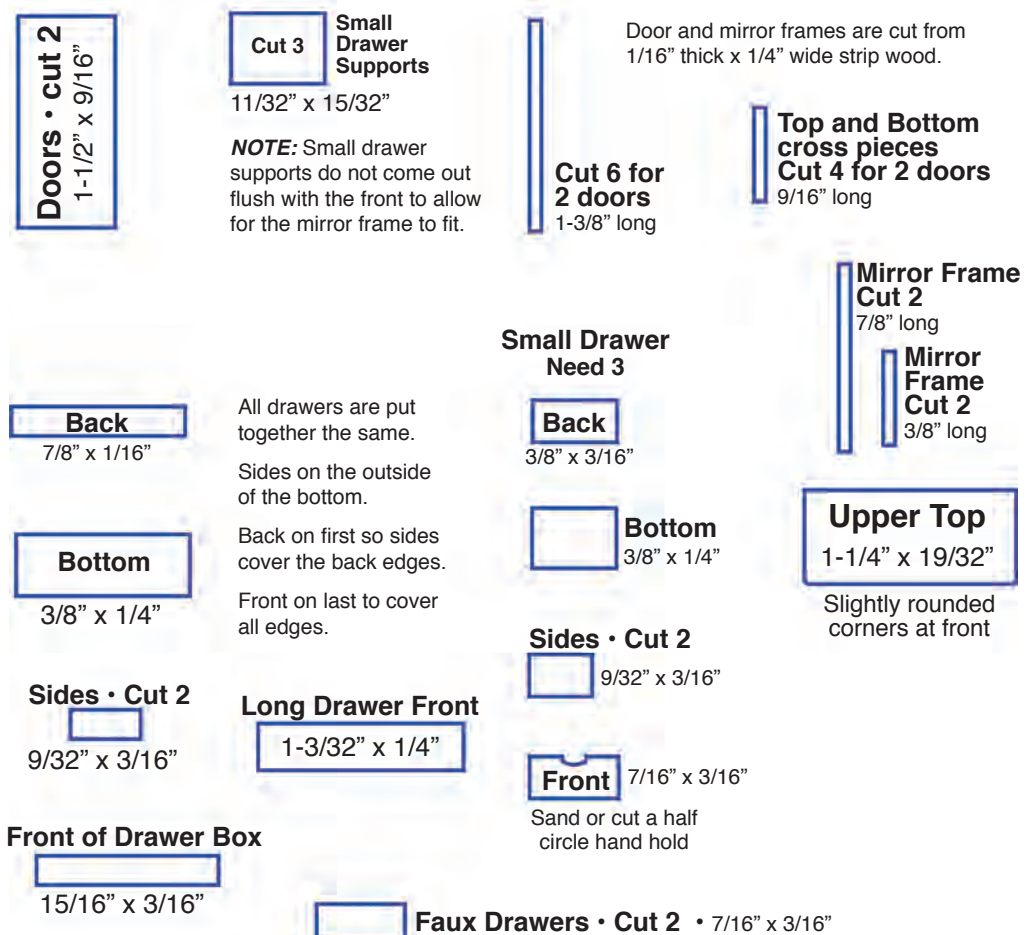

## NAME Day 2017 Armoire • 1/4" Scale

Drawings not to scale

1/16th wood pieces



1/32nd wood pieces





# Recycled Into Miniatures IV

By Dena Hamlin, Shoreline, Washington

Once again, these are ideas for mainly 1" scale –

## Greeting Cards

Would you like to make some fabulous greeting cards in miniature for practically nothing? I cut off the pictures from some of the myriad of address labels of all different styles I receive in the mail nearly every month, and glue the various pictures (from the left side of the label), vertically, to a piece of white paper, with at least a 1" margin on the left side. Then I make color copies of the pictures. I fold the left edge of the picture over the left margin I've provided and simply cut out the "card". If doable, I leave the tiniest possible white edge around each picture. I used a speck of glue to affix some of them onto the mantle of a mini fireplace. It looks like "Wish you were here" cards with light houses and beach scenes. Think of the fun you can have making Christmas and seasonal cards, flower cards, etc., from other specifically designed address labels.

## Buttons

How many times have you made or seen a cute miniature garment with "buttons" made from simple seed beads? It kinda looks like "buttons" made from simple seed beads. You can very cleverly change them in an instant to very real-looking buttons. Simply glue a tiny holeless bead in the center of each seed bead in a contrasting color. I purchased a darling baby-blue mini bathrobe with the white seed beads going down the front on a thin white ribbon. I added a tiny gold holeless bead in the center of each one and wah-lah! Instant "expensive-looking" REAL buttons.

## Book ends

While browsing around the earrings at a local thrift store, I happened upon a tiny pair in the shapes of an elephant, about 7/16" wide and not quite as tall. The backs were flat, but the fronts had a bit of dimension. If you snip off the ear wire, you can glue it to a little wooden rectangle, for instance, and make a pair of bookends. Especially if the two pieces are mirror image and face each other. Some people have made bookends by cutting off a couple of 1/2" ends

of a Popsicle stick. That works for a base to build on, but is a little obvious. Perhaps use creative painting. You can drill a little hole in your wooden shape and push a bit of the ear wire you have snipped off, right into the hole. Or you can carefully sand the back off and glue the flat side flush, right onto your chosen shape. Then glue the finished shape onto two "L-shaped" brackets and mount on either side of some books. For those who read "just a little".

Craft stores may carry mini charms and if they're small enough, you might mount them on a wee piece of wood or plastic or whatever you have on hand. Paint can make a big difference even on cardboard, to create the look of an entirely different surface. In the end, I don't care whether some treasure is made of paper, cardboard, plastic, metal, wood or clay, as long as I get the look I want.

## Craft Shapes

If you ever need to punch out any kind of a small label or design, and your paper isn't very sturdy, I suggest holding a 3" X 5" card underneath it. That way, whichever punch you decide to use, will come out cleanly and not shred or get stuck in the paper punch. If you're punching various small designs and you have used colored card stock, you can use the "extra" pieces to decorate a child's headboard or perhaps a corkboard. At craft stores I now see a lot of little "shapes" made of various materials, I assume, many to be used for scrapbooking projects. Perhaps you might try to replicate these tiny shapes and incorporate them into a miniature setting.

## Mending Broken Wooden Furniture

Has a piece of your mini wooden furniture ever broken? Like perhaps a leg snapping in two? Before I glue it back together, I'd like to share a little hint: At hardware stores you can get a set of three brown felt pens in light, medium and dark browns for scratched furniture touch up. However, I found my three at the Dollar Store. I like to color both inside edges of the two broken pieces first. Then when I glue them together, if I accidentally don't do it perfectly, no bare wood shows. Sometimes I use THE

ULTIMATE Crafter's Pick white super glue and then a wee bit of clear Super Glue with it and hold the attached piece for a few seconds until I can let go of it.

Also invest in some tiny wooden clothes pins and alligator clips from an electronics store, to hold a freshly glued piece in place, if possible. (Alligator clips are around 2" long, made to hold stereo wires. With a pliers, flatten the two little tabs that would have held the wire in place and you have a "3rd" hand!) Prop your piece up and let it dry thoroughly before you use it again and be sure to try to replace a broken leg so it is the same height as the other three legs! (Don't cha know?) Also, you can wipe off any excess glue (with a damp twisted Q-tip) and use the appropriate color of brown and run the felt-tip pen around the glued area. It has always worked for me. Any glue soaks up the brown color and sometimes it is nearly impossible to see where the broken piece was restored!

## Ottomans

If you happen into your local thrift store, it's a good bet that you can find a couple of little velvet boxes in which a ring has safely rested. You may think I'm crazy, but I thought to myself, "Oh, look. A miniature ottoman!" If you glue four wooden beads on the bottom four corners, it really does look like a little ottoman. The only catch is that in the middle of one of the shorter sides you can see the edge of the hinge if you try real hard. You might cover it up with a cord of bunka or twisted thread around the entire box. You can even add another cord around the top edge to match or contrast with a chair.

## Glue

I don't care to use clear Super Glues to fasten "perfume bottles" or any other kind of bottle, vase or whatever, to a tray. It dries too quickly. If you accidentally pop one off or try to reposition it, there is a nasty gluey mess that is nearly impossible to clean up. And if glued to something plastic, it will NEVER come off! Plus, it gets all over your tools and fingers. I like THE ULTIMATE Crafter's Pick white super glue that dries clear. It takes longer to dry than the clear tiny tubes, but for me, it is easier to work with.

—Continued on next page

## Recycled Into Miniatures

Continued from page 34

I'm also not fond of glue types that create "hairs" that stretch from your project to your fingers! Many people use Multi Grip, but you have to work fast as it sets up quickly. I don't much enjoy Multi Grip unless the pieces to be glued are larger and a small dollop will not show between two surfaces. It can gob up quickly and completely spoil an otherwise amazing project. However, I have used it to attach zillions of wooden shakes to a roof. I run a bead of the glue for the bottom and the top of the row I'm working on, in about 6" increments. Then I quickly press on the shakes. In this case, setting up quickly is definitely a good thing! But whatever glue(s) you have learned to "bond" with, I wish you the best!

### Cutting Shingles

Have you ever tried to make a diagonal cut on a wooden shingle with a scissors, only to have it crumble in your hands? Try using the Easy Cutter somewhat under \$30 at Hobby Lobby and perhaps other stores. Maybe you can order it online. It is a definite must for your toolbox if you ever plan to cut stripwood or shingles. It makes a straight, clear, clean cut of any angle and

is ready to glue in place in seconds. It surely came in handy when I cut a lot of moldings around several windows. "Snip, snip", and I'm ready to glue the next pieces.

Another tip, is that I keep a long 1" wide metal file beside my Easy Cutter. If there's a bit of "feathers" left on the bottom side, I simply swipe it over the file and they're gone. Sometimes I use a tiny scissors to snip off the feathers.

### Sharing Ideas

All the ideas I have shared in these last four articles are just to give you ideas of which you can make your own version. Such is my hope. That I have seen something someone else did and made my version of it. Then you see mine and make your version of it with what resources you have. And you may end up making a spin-off product from that. Then someone else will see your product and make their version of it, and so it goes. The joy is that you may come up with a new product or procedure that YOU can share. Remember our NAME motto: "Only through sharing can we really enjoy our treasures".

Thank you for letting me share some hopefully happy, helpful "little" hints, to make your miniaturizing experience a little more enjoyable. May I finish

with a poem I wrote about 40 years ago when I had a miniature shop for 2 ½ years, starting in 1977, way back when our hobby first sprang up after lying dormant for so many years? Mostly women came to my shop and over time this poem blossomed into my mind. Please enjoy –

### "MOM'S DOLLHOUSE"

By Dena Hamlin

See her coming;  
you can spot her right away.

She's just a tidbit nervous,  
having planned just what to say.

She wonders if the dollhouse she says is  
for her "daughter"

Will really be the best one, and if she  
ought to bother...

I encourage her to go ahead and buy it.

Decorating will be fun.  
Let her "daughter" try it.

She smiles as I take it from the shelf.

Again, Mom's bought her "daughter"  
a dollhouse for herself!

## • Mini Tips •

By Sue Herber, Bellevue, Washington

Here are some tips I learned from Loren Korff.

### Denatured Alcohol

A small amount of denatured alcohol applied to the edge of Plexiglas will help lift the protective plastic sheeting that covers the Plexiglas without scratching anything.

### Dryer Sheet

A dryer sheet can remove the dust from Plexiglas because it neutralizes the static electricity on the surface of the plexi.

### Batteries

By Luci Hanson, Grants Pass, Oregon

I work with batteries a lot. Certain batteries are prone to leak more than others. Some are prone to explode.

And 9-volt batteries have been

known to cause fires. Both the negative and positive terminals on the 9-volt are in close proximity to each other and if allowed to come in contact with metal on both terminals at the same time it will overheat the battery. Cover the end of 9-volt batteries with masking tape before storing them. Losing an item to corrosion is one thing . . . losing your home to a battery caused fire is another.

Batteries are made of stuff that is dangerous outside the wrapper. They are stored energy that can explode or leak.

Energizer claims that they never leak. Personally I won't rely on that. Duracell has had problems with leaking Alkaline batteries.

Some batteries have a long shelf life. Not all.

When an item that requires batteries is not being used it is highly advisable to remove the batteries. If you are going to store a battery operated item remove the battery before storing it. If you use

them in hearing aids or other electronic devices check them often.

There is a website that is very helpful for understanding batteries and their handling an use.....[www.batteryuniversity.com](http://www.batteryuniversity.com) If you use batteries . . . you owe it to yourself to be informed.

### Dust Free

By Debbie Cochran, Henderson, Nevada

For covering miniatures and keeping them from getting dusty, I use clear cake covers I get from our local grocery store for FREE. They come in lots of sizes.

I often attach a spinner at the bottom so I can easily see all around the miniatures.





---

## • NAME Day 2016 Bunkbeds •

---

### MiniCals 2016 NAME Day

*by Carol Kubrican, Petaluma, California*

On October 1, 2016, The MiniCals and Through the Looking Glass hosted a "Backwoods Bunks" NAME Day. The event was held in Morgan Hill, California. A

light breakfast, lunch, gifts galore, shoebox sales, project exhibits, silent auction and lots of FUN was enjoyed by all. Thank you to Rhona Lee for the photos.



*Some of the MiniCal members at NAME Day 2016.*



*Questions anyone?*



*Judy Pick's version looks great!*

---

## Girls Room

*by Edna Perkins, Omaha, Nebraska*

Big sister Mary is home for a visit from school and decided to check out her old bedroom. She was surprised and happy to see her little sister Penny and two cousins playing with toys she once had. Cousin Ann on the bed was made by Sydney Hulla and cousin Kathy on the floor was made by Sue Fortney.

The bunk bed NAME Day 2016 project was a perfect place for the girls. The cutter, Stephanie Engeseth of S&S Furniture Co., offered a dresser and night table kits which worked out well for my girls room.

The toy dolls were made by Sydney Hulla, the Raggedy Ann doll was made by Del Faris and all the other items were tote bag items received over the years as well as gift exchanges. It's always fun when I can use things I've had for awhile

such as the wall paper and floor covering. Big sister Mary and little sister Penny were gifts from Georgia Gregg. The bed and the pillows on the bed were made by Del Faris. I'm so lucky to have such wonderful and helpful friends.



## • Club News •

### MiniCals Host 1/4" scale Ski Lodge Workshop

On Saturday, April 23, 2016 MiniCals hosted a 1/4 scale ski lodge workshop, Part 1 of 2, at M & L Precision, Morgan Hill, California. For Part 1 participants built, electrified, and chose their interior wall treatments.

M & L Precision, courtesy of Karen and Mark Laisure, is ideal for hosting the MiniCal workshops because it offers so much:

- Well illuminated with natural light coming from large windows banking two walls.
- Temperature and humidity are environmentally controlled.
- Work areas are spacious and accommodating with long tables and comfortable chairs.
- Restrooms are convenient, clean, accessible;
- A fully equipped kitchen facility is in

the same room with multiple microwave ovens, refrigerators and sinks.


- Hot coffee, water, snacks, fruits, pastries are offered.
- Supplies, tools and projects parts are readily available.
- There is ample, convenient parking.
- The workshop area is located right next to the parking spots in a one

story building with no stairs or elevators to navigate.

- Hobby Lobby is located just off of the freeway exit on the way to the workshop location.

The atmosphere for the MiniCals workshops is so conducive to working on miniatures that inevitably miniaturists come just to finish other projects, socialize and share. Lunch time drawings are always exciting. The small drawing gifts are wonderful artisan quality items donated by generous individuals. Mini table sales throughout the day are always welcome.

The Ski Lodge - Part 2 was held on Saturday, May 21 at the same location. Participants furnished their projects with laser cut pieces. Karen Laisure designed the kit loosely based on her own family vacation cabin.



## • Clubs •

### Do you have club projects you could share with other NAME members?

You have written the instructions, made all the drawings and taken the photos. How about sharing them with other NAME members? Maybe you have a few kits left over, you could offer those at the end of the project.

They are probably already on your computer.

Email me the files to share in the *Miniature Gazette* with other NAME members. Send photos at 300dpi or the highest resolution you have for the best quality of printing.

Please send to:

Dorothy A. Hansen, Gazette Editor, PO Box 1285, Monroe WA 98272-4285  
Email: MiniGazette@aol.com

### Welcome New Clubs

Mini Cyber Club C-1047  
Online Club

E-Town Miniscalers  
C-1048  
Elizabethtown, KY

Eugene Miniature Club  
C-1049  
Eugene, OR



# NAME's Business Partners

## Cascade Miniatures

Luci & Dick Hanson  
5531 Riverbanks Road  
Grants Pass OR 97527  
541-479-2354  
hansonminis@me.com  
www.CascadeMiniatures.com  
*Roomboxes, display cases & Electrify.  
Dealer & Manufacturer*

## HanaMini.com

Hong McKinsey  
505 Cypress Point Drive #130  
Mountain View, CA 94043  
408-766-4647  
info@hanamini.com  
www.hanamini.com  
*Dealer, Distributor, Manufacturer  
& Internet Store*

## Harville Productions Miniature Shows

Terry Harville  
4600 N Chatham Drive  
Bloomington, IN 47404  
949-357-7412  
harvilleproductions@outlook.com  
www.harvilleproductions.com  
*Show Promoter  
Specialty: Miniature Show Promotion*

## Hobby Builders Supply/ miniatures.com

2388 Pleasantdale Road  
Atlanta, GA 30340  
1-800-223-7171 • 770-242-1497  
hbs@miniatures.com  
www.miniatures.com  
*Dollhouses & Accessories  
Mail Order & Internet Store*

## Holodeck 3D Studios

Dawn Morse  
92 Kirkland Ave, Kirkland, WA 98033  
425-825-1177  
dawn@holodeck3dstudios.com  
www.holodeck3dstudios.com  
*3D Printing Figures  
(of you, your family or pet)  
Shop*

## IGMA

PO Box 629, Freedom, CA 95019-0629  
1-800-711-4462 • 1-831-724-8605 fax  
www.igma.org • info@igma.org  
*Membership organization*

## Kreative Acrylics

Bruce Krietzman  
6174 Olson Memorial Highway  
Golden Valley, MN 55422  
763-231-0385  
bruce@kreativeacrylics.com  
*Custom acrylic display cases,  
gluing jigs and risers*

## Lockwood Tower Miniatures

Grace J. Whitlock  
6 Huckleberry Rd, Redding, CT 06896  
203953-1110  
grace@lockwoodtower.com  
www.lockwoodtowerminiatures.com  
*Fine Artisan Furniture,  
Animals and Estate Miniatures  
Dealer, Internet Store, Mail Order,  
manufacturer, shop*

## Mainly Minis, Inc.

129 Main St., Tupper Lake, NY 12986  
518-304-1342 • 866-445-7745  
minis@dollhouseminiatures.net  
www.dollhouseminiatures.net  
*Full Line of Miniatures, Internet Store*

## Martin's Miniature Marketplace

David & Mary Martin  
8956 N Honeytown Road  
Smithville, OH 44677-9742  
330-641-1400  
contact@martinsminiaturemarketplace.com  
www.martinsminiaturemarketplace.com  
*Dealer, Manufacturer & Internet store  
Product Specialty: Dollhouse miniatures,  
scale miniature kits, custom display cases,  
laser cutting*

## Miniaturia Unlimited

PO Box 42, Ferndale, FL 34729  
267-684-6276  
show@philadelphiaminiaturia.com  
www.philadelphiaminiaturia.com  
Orlando Miniaturia  
www.orlandominiaturia.com  
*Show Promoter*

## Pat Tyler Leather Miniatures

Pat Tyler  
503 Poplar Ave, D, Millbrae, CA 94030  
415-271-4060  
www.ptmini.com  
ptmini@sbcglobal.net  
*Leather Miniatures  
Dealer, Internet Store, Manufacturer*

## Raggedy D's Miniatures

PO Box 357506, Gainesville, FL 32635  
RAGGEDYDS@aol.com  
www.raggedyds.com  
*Food, porcelain dolls and clothing.  
Show dealer, internet store*

## Real Good Toys, Inc. Dollhouse Factory Outlet

10 Quarry Street  
Barre, VT 05641  
1-866-524-0222 toll free  
or 802-477-6464  
email: Jodi@realgoodtoys.com  
www.realgoodtoys.com  
Open: Mon-Thur 9am-4pm,  
Fri 9am-5pm  
*Dollhouses & accessories  
Manufacturer, online store, factory outlet*

## Showcase of Miniatures

Ruth Heisch, Chairman  
7197 Wooded Lake Drive  
San Jose, CA 95120  
408-997-1004  
Grouchybeartoo@aol.com  
http://goodsamshowcase.miniature.net/  
*Show Promoter*

## S P Miniatures

Carol Singer  
PO Box 733  
Hightstown, NJ 08520  
609-902-8968  
SPminis@comcast.net  
www.SPminiatures.com  
*Artisan Representative  
Dealer, Mail Order, Internet Store*

## Wonders In Miniature Promotions

Shelly Norris  
9040 N County Rd 19  
Fort Collins, CO 80524  
970-420-3528  
Shelly.Norris@gmail.com  
http://wondersinminiaturepromotions.  
weebly.com/  
*The Promotion of online multi vender  
Dollhouse Miniature Shows.  
Dealer, Shop, Show Promoter*

## Woolytales Miniatures

Patricia Cabrera  
945 Horne Road  
Peachland, NC 28133  
704-221-7846  
Woolytalesminiatures@gmail.com  
www.woolytales.com  
*Handmade domestic, wild, and farm animals  
Internet store*



# MINIATURE SHOP DIRECTORY

The shops highlighted below in color give a 10% discount to NAME members.  
When you stop by, mention that you are a NAME member and be prepared to show your membership card and remember to thank them for all they do.

## REGION N-1

### Arizona

#### Auntie Em's Miniatures

5625 West Glendale Ave  
Glendale, AZ 85033  
623-435-0783  
auntieems@cox.net  
10:00am-5:00pm Monday-Saturday

### Southern California

#### Ms. Peggies Place

5063 Cass Street  
San Diego, CA 92108  
(858) 483-2621  
Wed-Thurs 5pm-8pm, Friday 12-5  
Sat 10-5, Sun 11-5, Mon-Tues Closed

## REGION N-2

### California

#### Dollhouses, Trains and More

300 Entrada Drive  
Novato, CA 94949  
415-883-0388  
M-F 10:00-6:00pm  
Sat-Sun 10:00-5:00pm  
support@dollhouses-trains-more.com  
www.dollhousetrainsmore.com

#### Shellie's Miniature Mania

732 Laurel St  
San Carlos, CA 94070  
650-593-4921 • Fax: 650-593-4985  
Tues-Fri 10:30-5:30, Sat 10:30-5  
www.shelliesminis.com  
Shelliesminis@msn.com

#### The Elegant Dollhouse

1120 Fulton Avenue  
Sacramento, CA 95825  
(916) 484-0411  
Fax: (916) 484-0412  
Open 7 days  
www.elegantdollhouse.com  
elegantdollhouse@aol.com

## REGION N-3

### Idaho

#### Creative Gifts & Miniatures

3314 North 5th Street  
Coeur d'Alene, ID 83815  
208-699-4187  
Ministuff33@aol.com  
Mon-Sun 12-5 or by appointment

### Oregon

#### Heirlooms Dollhouse Miniatures & More

21561 Main St NE  
Aurora, OR 97002  
425-209-9196  
heirloomsdollhouse@gmail.com  
no website  
hours: 11am-5pm

## Washington

#### Bobbi Jo's Miniatures

2804 South Needham  
Spokane Valley, WA 99037-9007  
509-928-0881 or 509-928-5052  
Monday-Saturday 10:30-5:00 pm  
No email or website

#### CJN Miniatures

9675 Firdale Ave  
Edmonds, WA 98020  
206-406-9741  
connie@cjnminiatures.com  
www.cjnminiatures.com  
Tues-Sat 10:30-5:30 or by appointment

## REGION A-1

### Iowa

#### Dollhouse Dreams

820 Ave G  
Fort Madison, IA 52627  
319-372-0599 or  
toll free 1-877-875-6500  
Brenda@dollhousedreams.com  
www.dollhousedreams.com  
Mon-Sat 9-6

### Missouri

#### Alice's Tea Room Through the Looking Glass Miniature Shop & Museum

329 South Main Street  
St. Charles, MO 63301  
636-946-0505 or 636-946-0026  
636-946-0737 Fax  
Mon-Sun 11-5

#### Miniature Museum of Greater St. Louis

4746 Gravois Ave  
St Louis, MO 63116  
314-832-7790  
W-Sat, 11 am-4 pm; Sun 1pm-4pm  
FZerb@aol.com  
www.miniaturemuseum.org

## REGION A-2

### Montana

#### On A Smaller Scale

805 16th St West  
Billings, MT 59102  
406-259-0692  
10:00-6:00 Tues-Sat.  
smscale@bresnan.net

## REGION A-3

### Indiana

#### Museum of Miniature Houses and Other Collections

11 E. Main Street, Carmel, IN 46032  
(317) 575-9466  
Wed-Sat 11-4, Sunday 1-4  
mmhaoc@gmail.com  
www.museumofminiatures.org

### Kentucky

#### Miniatures Store at The Dollhouse Museum

344 Swope Drive  
Danville, KY 40422-2630  
859-236-1883  
Tuesday-Saturday 11-5  
Lori@TheDollhouseMuseum.com  
www.TheDollhouseMuseum.com

#### Mini Mansions

4759 State Route 54  
Owensboro, KY 42303  
270-485-2470 Appointment only  
www.minimansions.com  
ruth@minimansions.com

#### Nancye's Dollhouse & Miniature Shoppe

1860 Mellwood Ave #174  
Louisville, KY 40206  
502-714-8559  
johnson.nancye@gmail.com  
https://www.facebook.com/nancyesdollhouseshoppe  
Wednesday-Saturday 10-4

#### The Jot & Tittle Dollhouse

372 Shadow Ridge Drive  
Cold Springs, KY 41076  
859-816-8707  
Hours by Appointment  
jotandtittle51@hotmail.com

### Ohio

#### The Miniature Cellar

12652 West Geauga Plaza, Unit A  
Chesterland, OH 44026  
440-729-6464  
minicellar@sbcglobal.net  
www.miniaturecellar.com  
Tues-Sat 10-5, Sun Noon-5  
Closed on Monday

## REGION M-1

### New York

#### D. Thomas Fine Miniatures

Darren Scala  
579 Warburton Ave #6  
Hastings-On-Hudson NY 10706  
914-381-9871  
dthomasfineminiatures@gmail.com  
www.dthomasfineminiatures.com

## Pennsylvania

#### Trishie's Tiny Treasures

66 Robert St  
Nanticoke, PA 18634  
570-735-1622  
Wed 4:00-8:30 & Sat 10:00-2:00  
other times by appointment  
pbienk@aol.com

#### Volant Miniature Shop

310 Main St.  
PO Box 164, Volant, PA 16156  
(724) 533-5824  
11:00-4:30 Mon-Sat, 1-4:30 Sunday  
volantminishop@gmail.com  
www.volantminiatureshop.com

## REGION M-2

### Maine

#### Studebaker Miniatures

Bill and Barbara Studebaker  
13 Maverick Street  
Rockland, Maine 04841  
Tel: 207-593-7039  
540-454-5510 (cell)  
540-454-2102 (Bill)  
Open by Appointment  
studio@studebakermminiatures.com  
www.StudebakerMiniatures.com

### New Hampshire

#### Earth and Tree Dollhouses & Miniatures

276 State Rt. 101, Unit 1  
Amherst, NH 03031  
1-877-801-8707  
Mon-Sat 10-5, Sunday noon-5  
staff@earthandtree.com  
www.earthandtree.com

### Vermont

#### Real Good Toys Dollhouse Factory Outlet

10 Quarry Street, Barre, VT 05641  
802-477-6464  
Monday-Thursday 9-4, Friday 9-5  
Jodi@realgoodtoys.com  
www.realgoodtoys.com

## REGION E-1

### Maryland

#### A Little Something Special

108 East Baltimore Street  
(inside Valley Antiques & Uniques),  
Funkstown MD 21734  
301-991-3069  
SpecialMinis4u@aol.com  
www.facebook.com/ALittleSome-  
thingSpecialMD  
Mon-Sat 10am-5pm, Sun. noon - 5pm



# MINIATURE SHOP DIRECTORY

## Forever Friends Dollhouses and Miniatures

Ruth Dubois  
2105 Bishops Castle Drive  
Olney, MD 20832  
301-774-3037  
forever.friends@verizon.net  
foreverfriendsminis.com/shop  
10-4 most days.  
Closed Wednesday and Thursday.  
*Suggest calling to be sure we are in the shop.*

## Virginia

**Tammy's Heirlooms**  
703-626-0456  
info@tammysheirlooms.com  
www.tammysheirlooms.com  
Online Shop

## Lilliput's Dollhouse Shop

3167 Lauderdale Drive  
Richmond, VA 23233  
804-285-8484  
vadollhouses@gmail.com  
VADollhouses@gmail.com  
www.Virginia-Dollhouses.com  
See website for hours

## REGION E-3

## Florida

**Ron's Miniature Shop, Inc.**  
751 West Colonial Drive  
Orlando, FL 32804-7343  
407-841-9333  
Mon-Sat 10-4  
ronsminiatureshop@att.net

## Georgia

### Miniature Designs

3555 Lawrenceville Hwy  
Lawrenceville, GA 30044  
770-923-8500  
Mon-Sat, 10-6; Th 10-7:30, Sun, 12-5  
dollhouses@miniaturedesigns.com  
www.miniaturedesigns.com

## North Carolina

### Gina's Originals

2105 Thornblade Drive  
Raleigh, NC 27604  
919-395-6745  
Gina1953@live.com  
Hours 10-9

### Spencer Doll and Toy Museum

108 Fourth Street  
Spencer, NC 28159  
704-762-9359  
spencerdollandtoymuseum@gmail.com  
www.spencerdollandtoymuseum.com  
Thursday-Saturday 10-4  
Adults \$5, Seniors & Students \$4

## Nancy Basket's Kudzu Kabin Designs

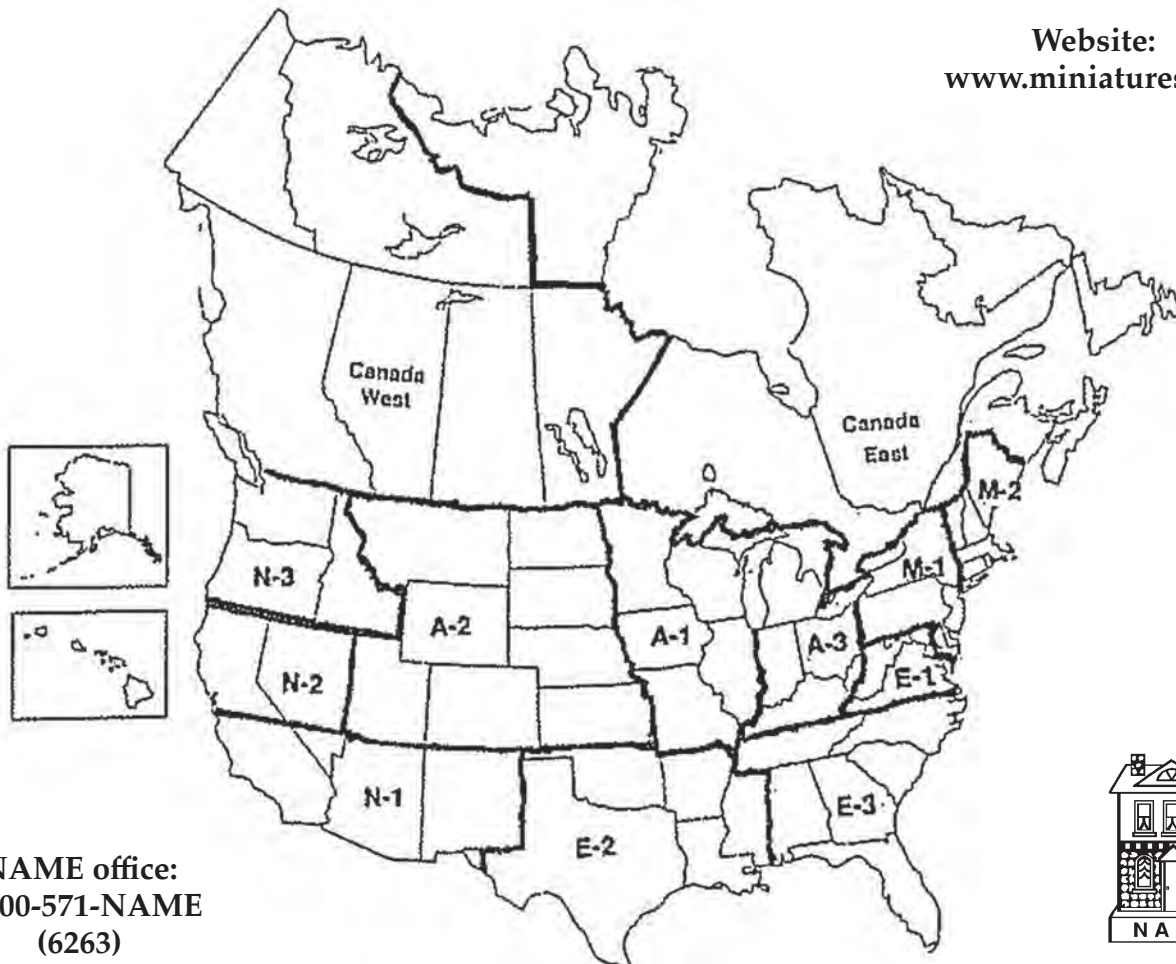
1105 East Main  
Walhalla, SC 29691  
864-718-8864  
nativewmn@aol.com  
www.nancybasket.com  
Hours: by appointment

## CANADA

### A Dollhouse Shoppe

249 Parkhill Main Street  
Parkhill, Ontario N0M 2K0  
Canada  
519-459-0550  
catherine@adollhouseshoppe.ca  
http://adollhouseshoppe.ca  
Hours: Tues-Sat 10-5

## NAME REGIONAL MAP



Website:  
[www.miniatures.org](http://www.miniatures.org)

NAME office:  
1-800-571-NAME  
(6263)

# 2017 NAME DAY Cutters

## NAME Day 2017



## NAME Day 2017 OCTOBER 7, 2017 The Bedroom Part II: Armoire/Dresser

Please be aware that different cutters use different types of cutting and design techniques (laser cut, saw cut, bass wood, hardwoods, opening doors, non-opening doors, etc.) Be sure to check out what features, and types of kits the cutters have available so you are aware of what you are ordering.

Stephanie Engeseth  
**S & S Furniture Co**  
PO Box 130366  
Carlsbad, CA 92013  
fujin200@usa.net  
760-603-9495 (PST)

Laser-cut Basic kit/includes door/drawer knobs. Basswood 1" (\$26)  
Cherry or Maple: 1" (32), 1/2" (\$18), 1/4" (\$14) + S/H. Deadline: 8/31/17  
Check preferred or Paypal, CC, MO accepted.

Peggy Fowler  
**Fowler Laser Designs**  
1012 S. Scotch Rd.  
Chesterfield, SC 29709  
fld011@hotmail.com  
843-623-3766 (EST)

Basic kit/no door or drawer knobs:  
Laser-cut. Basswood: 1", 1/2", 1/4"  
Deadline: 8/15/17. Paypal, check, credit cards and money orders accepted.  
Contact cutter for prices, alternatives, accessories

Susan Karatjas  
**sdk miniatures LLC**  
810 Balmoral Court  
Moon Township, PA 15108  
susan@sdkminiatures.com  
724-388-2901 (EST)

Basic kit/includes door/drawer knobs  
Bass&plywood: Laser-cut. Basswood/  
1/64" maple or birch plywood  
1/2", 1/4", 1/144th. Deadline: 8/15/17  
Paypal, credit cards, US checks/money orders accepted.

**Marcia Hudspeth**  
89839 Fir Butte Road  
Eugene, OR 97402  
HnMHuds@aol.com  
541-915-9945 (PST)  
Leave name & phone#

Basic kit/no door/drawer knobs  
Saw-cut Basswood 1, 1/2", 1/4"  
Deadline: Up to a week before you need it. Check preferred or Paypal, money order accepted. Contact cutter for prices, alternatives, accessories

Liz West  
**Taffy and Me Creations**  
6366 County Rd 50, RR#4  
Campbellford, Ontario CANADA  
liz@taffyandme.com  
705-632-0704 (EST)

Basic kit/no door/drawer knobs  
Laser-cut 1" basswood; 1/4" birch plywood. Deadline: 8/15/17. Paypal preferred, check or money orders accepted.  
Contact cutter for prices, alternatives, accessories

Mary & Dave Martin  
**Martin's  
Miniature Marketplace**  
8956 N. Honeytown Road  
Smithville, OH 44677-9742  
contact@martinsminiaturemarketplace.com  
330-641-1400 (EST)

Basic kit/includes door/drawer knobs  
Laser-cut 1", 1/2", 1/4" basswood, cherry, walnut. Deadline: 8/15/17. Paypal or Check preferred or MOs/CCs accepted.  
Contact cutter for prices, alternatives, accessories

**Jenny Yates**  
13642 North St Rd NE  
Utica, Ohio 43080  
Jally4200@embarqmail.com  
614-260-5896 (EST)

Basic kit/no door/drawer knobs  
Laser-cut. Basswood & Cherry: 1", 1/2", 1/4". Deadline: 8/15/17. Checks preferred or Paypal accepted. Contact cutter for prices, alternatives, accessories

Connie Reagan  
**Grandgirl Miniatures**  
24 Sawyer Street  
Portland, ME 04103  
grandgirlminis@gmail.com  
207-650-8008 (EST)

Basic kit/no door or drawer knobs: 1", 1/2", 1/4" + S/H. Laser-cut basswood.  
Deadline: 8/15/17. Paypal preferred, check or credit card accepted. Contact cutter for prices, alternatives, accessories

Karen Cary  
**Karen Cary's Miniatures**  
570 S. Reed Avenue, Reedley, CA 93654  
minis@karencary.com  
559-638-8426 (PST)

1/4", 144th" Deadline: 8/15/17. Contact cutter for prices, alternatives, accessories

*NAME Day Cutter List with prices also available online at [www.miniatures.org](http://www.miniatures.org) and [specialevents.name](http://specialevents.name).*

*Please READ carefully what each dealer provides or does not provide with their kits. Some include extras, some don't. If in doubt, contact the dealer and verify before ordering.*

## Events

Please contact Ruth Heisch to have your event listed in *Miniature Gazette* and on the NAME website.

Ruth Heisch  
7197 Wooded Lake Dr.  
San Jose, CA 95120  
grouchybeartoo@aol.com  
(408) 997-1004

You can also print out an Event Application Form online ([www.miniatures.org](http://www.miniatures.org)) or email Ruth for the form.



# • 2017 NAME DAY Events •

To add your event contact Ruth Heisch  
408-997-1004 • grouchybeartoo@aol.com  
Check the NAME website for a more updated  
list of events: [miniatures.org](http://miniatures.org)

## • Region N1 •

### Albuquerque, New Mexico

NAME Day "Armoire Dresser" in all scales. Saturday, October 14, 2017, 9:30-4:30pm. Meadowbrook Trailer Park Community Center. 7401 San Pedro Drive NE, Albuquerque, NM. Includes pot luck, gift exchange, raffle, exhibits and TV tray sales. Contact Susan Sheridan, [ssheridan@q.com](mailto:ssheridan@q.com) or 505-994.2505

### La Mesa, California

San Diego Miniature Crafters C-011. Saturday, October 4, 2017. 10am until finished, 1" & 1-1/4". Wong's Golden Palace Restaurant Banquet Room, 7126 University Ave, La Mesa, CA. Bring tool box and any stains/paints you may wish to use. Lunch can be ordered at the Chinese restaurant, take out available or bring your own. Sign up April 1-August 1. Contact Peggy Boggein, [pboggein@cox.net](mailto:pboggein@cox.net) or 619.262.9223

### Phoenix Area

Saturday, October 7, 2017. 9:30am - 2:30pm All scales St Andrew's Episcopal Church. 6300 Camelback Rd. Glendale, AZ. Signups May 1 - Aug 1, Food, door prizes & raffles. Contact Helen Sparks, [minihielen2002@yahoo.com](mailto:minihielen2002@yahoo.com) or 480-277-0951

## • Region N2 •

### Benicia, CA

October 14, 2017, 10 am - 3 pm  
Attendees will have their choice of scale: 1/4 inch, 1/2 inch and/or 1 inch. The choice of scale is due upon sign-up. Lunch, light refreshments, and coffee is included. Space is limited. Cost TBD. Contact Karen Tomajan

### Fresno, CA

Thursday, October 5, 2017, 9 am - 4pm  
Participants may choose from 1", 1/2", or 1/4" scales. Kits will be ordered ahead of time so anyone can contact Barbara about the scale they desire. Meeting at HobbyTown (Blackstone and Barstow). Lunch will be at a nearby restaurant. Then back to work until a dessert break in the middle of the afternoon. Cost TBD. Contact Barbara Fairbanks

### Morgan Hill, California

MiniCals & Through the Looking Glass' Name Day Event. Saturday September 30, 2017. M & L Precision 18665 Madrone Parkway, Morgan Hill, CA. Continental breakfast, lunch, accessory gifts, exhibits, shoebox sales, fun and friends. One inch Scale, Cost TBD. Contact Ruth Heisch, [grouchybeartoo@aol.com](mailto:grouchybeartoo@aol.com) / 408-997-1004

### Sacramento Area

By Small Design, Sacramento Area. All Scales. Pot Luck, Gifts and Raffle. Details TBD. Contact Pattie Hong, 530-432-3271 or [peppermint\\_pattie@att.net](mailto:peppermint_pattie@att.net)

### Hawaii

October 14, 2017, 9 am - 5 pm  
Naomi Losch is hosting a NAME Day at her home for everyone located around the islands. She is located in Kailua, Oahu. Naomi will order kits in each person's choice of scale. Brown bag lunch, snacks and door prizes. The money collected for the door prizes will be donated to NAME. Contact Naomi Losch

## • Region A1 •

### Coralville, Iowa

Metro Mini Makers, Iowa. Oct 7, 9am-3pm. Offering 1" and 1/2" scales. Location to be announced at later date. Contact: Patty Johnson, [pattyj@yahoo.com](mailto:pattyj@yahoo.com) or call 309-912-0392

## • Region A2 •

### Torrington, Wyoming

NAME Day on October 13th. Sugar Valley Miniatures Society C-694. Torrington, Wyoming. Location to be decided later depending on number of participants. Contact Jodee Garrelts at [jo.garrelts@gmail.com](mailto:jo.garrelts@gmail.com) or call 307-532-4253 for more information.

## • Region A3 •

### Columbus Miniature Society

C-119. Details TBD. Contact Brian Hughes, [rubberboots71@hotmail.com](mailto:rubberboots71@hotmail.com)

### Northern Indiana

Michiana Miniature Miniature Guild, Northern Indiana, October 7, 2017, Location TB. We will have carry-in lunch, tote bags and surprises! Contact Nina Peery,



## • Region M2 •

Fitch House Miniature Club, October 7, 2017, 10:00-3:00. 273 Erskine Road, Stamford CT 06903. Morning snacks and luncheon, plus a raffle to benefit M2 Region (donations welcome). \$10.00 plus cost of kit. Contact Sue Ostheimer, [snosue7@aol.com](mailto:snosue7@aol.com) or 203-322-9699.

## • Region E1 •

### Westminster, Maryland

NAME Day 2017. October 7, 10am to 3pm. Bullocks Family Restaurant, 2020 Sykesville Road, Westminster, MD 21157. Exhibits from previous NAME Day events Games/prizes, totebag favors and raffle/prizes. Individual lunch ordering from restaurant. Contact Logan Wilhelm, [logan\\_wilhelm@yahoo.com](mailto:logan_wilhelm@yahoo.com)

### Richmond, Virginia

The Virginia Miniature Enthusiasts club will hold its NAME Day workshop on Sunday, October 1, 2017 at Ridge Baptist Church in Richmond from 2:00-4:00. We welcome all NAME members. Contact Kathy Opdycke, [Wlpmom@verizon.net](mailto:Wlpmom@verizon.net)

## • Region E3 •

### Atlanta, Georgia

Come join the Atlanta Group on October 7--10:30-5:30 Miniature Designs, Lawrenceville, GA. Fun, Lunch and Door Prizes. Contact J P Sligh, 770-490-6218 / [jpsligh@gmail.com](mailto:jpsligh@gmail.com)

### Augusta Area

Augusta Area Miniature Makers. October 7, 2017. H2U Building at Doctor's Hospital, 1305 Interstate Parkway Registration and lunch \$20 in addition to kits. We will order kits from NAME approved cutters and you may order as many as you like. Cutter's deadline is August 15 so we must have your registration before then. Contact Amy Rauch, [rauchfam@aol.com](mailto:rauchfam@aol.com)

### Memphis

Memphis tri-m club will host name day on October 7 at a private home. You can register by calling Libby Agee at 901 323-8653. Directions will be given at that time.

### Lakeland, Florida

Lakeland Miniature Guild. October 7, 2017 10am-3pm One inch and 1/2 inch scale. Red Elephant, 5216 S. Florida Ave. Lakeland, FL. Contact Bill Crittenden. [williamcritt@centurylink.net](mailto:williamcritt@centurylink.net) or 407-572-5901

## • International Region •

### United Kingdom

Saturday, October 7, 2017 - 1/4" scale. At the home of Shirley and Michael Dufton, 110 Penistone Road, Waterloo, Huddersfield, West Yorkshire HD5 8RN. Contact, [michaeldufton@surfree.co.uk](mailto:michaeldufton@surfree.co.uk)



# Share your tips and projects with other NAME members.

## Send your photos and/or work projects to:

Dorothy Hansen, Gazette Editor, PO Box 1285, Monroe WA 98272

Email: [MiniGazette@aol.com](mailto:MiniGazette@aol.com)

Miniature show and sale events are listed in the calendar section free of charge as space permits (limit 10 lines). Please confirm show dates with promoter before traveling. Send information to Dorothy Hansen, Gazette Editor, PO Box 1285, Monroe WA 98272-4285. Email: [MiniGazette@aol.com](mailto:MiniGazette@aol.com) Display advertising available, call or write for rate sheet.

## Deadlines

January/February:	October 1
March/April:	December 1
May/June:	February 1
July/August:	April 1
September/October:	June 1
November/December:	August 1

## • 2017 • JULY 2017

### July 8 • Wilmington, OH

2nd Annual Holiday Happenings Dollhouse and Miniature Show and Sale. Exhibits and vendors. Door prizes. First Christian Church, 120 Columbus Street, Wilmington, Ohio 45177. Saturday, July 8th, 2017 10AM till 4PM. Adults \$3, children under 12 free. Info: Hickory Grove Studio Promotions, Dorothy Henry, hgs promotions3@gmail.com or phone 937-382-0506.

### July 9 • Fogelsville, PA

40th Annual Dollhouse and Miniatures Show and Sale, sponsored by the Lehigh Valley Miniatures Club "Small on Scale". The Holiday Inn, 7736 Adrienne Drive, Breinigsville, Exit 49A off I-78. 10AM-4PM \$5. Adults (4.50 with coupon), \$1. children under 12. Exhibits, free parking, food available. Free children's class. Info: Jo Roseberry 570-620-0810 jolen1@verizon.net or Mary Breidinger 610-762-8370 mbreidinger4547@gmail.com Website: [www.lehighvalleyminiatures.com](http://www.lehighvalleyminiatures.com) for show info and to print a discount coupon.

### July 29 & 30 • Alexandria, VA

Public days for the 2017 Alexandria NAME Convention, Hilton Alexandria Mark Center, 5000 Seminary Road. Sat. 2-5PM, Sun. 11AM-4PM sales and exhibit rooms. Circus Model Builders will be displaying their models both Saturday and Sunday from 10:00 AM to 4:00 PM. Public Day \$6 adults, \$5 with your NAME membership card. Children under five are free. Admission to the Circus Model Builders Exhibit is free to everyone. Info: Romaine Eyler, 410-917-7033.

## AUGUST 2017

### August 11 & 12 • Dayton, OH

Three Blind Mice Show. 38th Year. NEW LOCATION THIS YEAR, The Hotel Dayton Soon to be a Radisson 2301 Wagner Ford Road, Dayton, Ohio, Exit 57 off I-75 Friday night 4 pm to 8 pm. Saturday 9 am to 4 pm. Info: Linda Frye [LindaFrye@minis.com](mailto:LindaFrye@minis.com). 407-397-0852 First 100 people get a free gift each day strollers and wheelchairs welcome. Website: [3blindmiceshow.com](http://3blindmiceshow.com)

### August 25 & 26 • Rolling Meadows, IL

Chicago Miniatures Show. Holiday Inn Rolling Meadows/Schaumburg 3405 Algonquin Rd., Rolling Meadows. Sat, 10am-4pm. Daily: Adults \$8., Children under 12 \$4. (No Strollers). Preview Show & Sale, Fri., August 25, 7pm-9:30pm. Preview Admission \$15, Includes Hors d'oeuvres Party from 6:30-7, Early Buying Privileges and 2 Day Admission. Tickets at door. Info: Tom Bishop, 10528 Oak Meadow Lane, Lake Worth, FL 33449 (561) 434-6622. Fax: (561) 434-6159 E-mail: [BishopShow@aol.com](mailto:BishopShow@aol.com) Web: [www.BishopShow.com](http://www.BishopShow.com)

### August 26 • Mesa, AZ

Arizona State Day. "Still Life in Miniature". Participants can choose one of two still life themes, Wine is Life or Simple Pleasures. 9:00 am to 4:00 pm. Pilgrim Evangelical Lutheran Church, 3527 E University Drive,

Mesa, AZ. Please contact Nancy McEwen for photos and registration form. 480-456-0024. 1836 N Stapley Dr. Unit 96, Mesa, AZ 85203. Email: [mcmmini02@aol.com](mailto:mcmmini02@aol.com)

## SEPTEMBER 2017

### September 8 & 9 • Nashville, TN

3 Blind Mice Show, Hyatt Place, 202 Summit View Dr Brentwood, TN. 2 day Sale. Hotel room rate 99.00 per night, 615-661-9477. Show hours are Friday 4 pm to 8 pm Saturday 10 am to 4 pm. Admission is Adults \$5.00. Children ages 5 to 15 are \$2.00 under 5 are free strollers and wheelchairs are welcome. First 100 people each day get a Free gift. Bring the family, something for everyone. Info: Linda Frye, 407-397-0852 cell 407-744-1188. [LindaFrye@minis.com](mailto:LindaFrye@minis.com)

### September 9 & 10

#### Greenwood Village, CO

Denver Museum of Miniatures, Dolls and Toys presents the 37th Annual Show & Sale. Doubletree by Hilton Hotel Denver Tech, 7801 E Orchard Road, Greenwood Village, CO. Pre-registered workshops Wed-Fri, Sept 6-8 Preview shopping Friday, Sep 8. [www.DMMDT.org/fallshow.htm](http://www.DMMDT.org/fallshow.htm) or contact Dona Mandell, Show Chair, [dona2017fallshow@gmail.com](mailto:dona2017fallshow@gmail.com). Admission charged, Exhibits, No Strollers, Preview Event, Workshops / Classes

### September 15 & 16 • Indianapolis, IN

Three Blind Mice Show. NEW LOCATION THIS YEAR Marriott East Hotel, 7202 E. 21st St. Friday 4 pm to 9 pm Saturday 9 am to 4 pm. Info: Linda Frye at 407-397-0852 [LindaFrye@minis.com](mailto:LindaFrye@minis.com) First 100 people get a free gift each day strollers and wheelchairs welcome. Website: [3blindmiceshow.com](http://3blindmiceshow.com)

### September 15 & 16 & 17

#### Kansas City, MO

Miniature Masterworks Show and Sale. National Museum of Toys and Miniatures, 5235 OAK ST. Preview: September 15th 6pm-9pm. Open September 16 and 17 10 am-4 pm. Free on Saturday and Sunday with museum admission or preview ticket. Preview Friday night \$50+ (see ticket info below) Exhibits. Althea Crome, [altheacr@gmail.com](mailto:altheacr@gmail.com) 812-330-8823. Preview tickets available at: [www.miniaturemasterworks.eventbrite.com](http://www.miniaturemasterworks.eventbrite.com).

### September 16 • La Vista, NE

"Grandma's Attic" 24th Annual Nebraska State Day. 8:30am to 4pm, Faith Presbyterian Church, 8100 Giles Road. Registration: \$75. (includes morning coffee, lunch, project, tote bag, souvenir gift, and more). Limited to 35 registrants, deadline for registration is August 15, 2017 Make check payable to: Nebraska State Day. Mail to: Ada Vicars, 13412 Montclair Drive, Omaha, NE 68144 Info: Edna Bonney: [embonney@abnnebraska.com](mailto:embonney@abnnebraska.com) or (402) 426-4624 Lois Andres: [jlalea1@cox.net](mailto:jlalea1@cox.net) or (402) 894-4824 or <http://ocbm.blogspot.com/>

### September 17 • Hamburg, NY

37th Annual Show and Sale of Dollhouse Miniatures. Sponsored by Western New York Miniature Enthusiasts. The Grange Building on the Fairgrounds in Hamburg, NY, 5820 S. Park Ave., Hamburg NY (suburb of Buffalo NY) Sunday, 10am - 4pm. Adults \$5.50, Children Under 12 \$2.00. Strollers allowed. Door Prizes, Miniatures, Exhibits, Handcrafted items, Dollhouses and Accessories Info: Denise Voelker at [denisejclark@aol.com](mailto:denisejclark@aol.com) 716-741-2994. Portion of proceeds to benefit Buffalo City Mission-Corner Stone Manor.

### September 21-24 • Scranton, PA

NAME Region M1 will host "The Legend of Sleepy Hollow" Small Scale Houseparty at the Hilton Scranton & Conference Center, 100 Adams Ave. Thurs. Sept. 21-Sun., Sept. 24. Workshops, themed luncheons. Sept. 21, 22, & 23. Sale open to the public Sunday, Sept. 24, 11:30AM-3:30PM, \$5/adult, \$3/children 12 and under. Facebook: <https://www.facebook.com/NAME-presents-The-Legend-of-Sleepy-Hollow-1863805540521126/>. Info: [www.miniatures.org/2017Scranton](http://www.miniatures.org/2017Scranton) Debbie Colombo 845-591-5352 or Alicia Pearce 608-751-1270.

### September 22 & 23 • Atlanta, GA

38th Annual Atlanta Miniature show and sale. Marriott Pkwy NE, Atlanta GA. Friday Sept 22nd 7:00pm to 9:30pm admission \$15 adults \$8 children (for 2 days) Saturday September 23rd 10:00am to 4:30pm admission \$8 adults and \$7 children. Info: Jackie Bekkouche 913-593-6220. Website: [atlantaminis.org](http://atlantaminis.org)

### September 24 • Scranton, PA

Scranton Houseparty. Public Day Sunday, September 24, 2017 11:30 to 3:30. Adults \$5 children 12 and under \$3. Hilton Scranton and Conference Center, 100 Adams Street Scranton, PA 18503 570-343-3000

## OCTOBER 2017

### October 6 & 7 • Bridgeton, MO

St Louis dollhouse and Miniature Show. Fri 4-8 sat 9-4 Machinist Hall, 12365 St Charles Rock Road, Bridgeton. Fee: \$5.00. Info: Teresa Zwiener, 314-277-2601. Email: [tdminiatures@sbcglobal.net](mailto:tdminiatures@sbcglobal.net). Website: [miniatureshows.com](http://miniatureshows.com)

### October 14 • Cleveland, OH

Cleveland Miniaturia Society's 46th Annual Dollhouse & Doll Show & Sale. Memories in Miniature & Dolls! Sat. October 14, 2017, 10-4. Don Umerley Civic Center, 21016 Hilliard Blvd., Rocky River. Club proceeds benefit Cleveland Domestic Violence Center. Adults \$5, Children \$2, Age 5 & under Free. Info: Gloria Ebratt, [CMSshow@yahoo.com](mailto:CMSshow@yahoo.com) (440) 522-1308. [www.clevelandminiaturiasociety.org](http://www.clevelandminiaturiasociety.org)

### October 14 & 15 • Tucson, AZ

2017 Tucson Miniature Showcase. Sat. 10-5, Sun 11-4. Tucson Woman's Club, 6245 E. Bellevue St., Tucson, AZ. Info: Southern Arizona Miniature Enthusiasts (S.A.M.E.) 520-400-5717, POB 41956, Tucson, AZ 85717. Email: [mam41956@msn.com](mailto:mam41956@msn.com). Website: [TheMuseum-miniaturemachine.org/showcase](http://TheMuseum-miniaturemachine.org/showcase). Showcase Chairman: Sara Risley, [srisley@mcn.org](mailto:srisley@mcn.org), 520-760-8879. S.A.M.E. President: Marilyn A. Miller, [mam41956@msn.com](mailto:mam41956@msn.com), 520-400-5717. Show is co-sponsored by the Mini Time Machine Museum of Miniatures in Tucson, AZ.

### October 20 & 21 • Shipshewana, IN

Small World Dollhouse & Miniature Show Farmstead Inn, 370 S VanBuren St., Shipshewana, IN. Oct 20th 1pm - 6pm, Oct 21st 10am - 3pm. [www.smallworld-minishow.com](http://www.smallworld-minishow.com)

### October 21 • Tampa/Largo, Florida

Three Blind Mice Show. Honeywell Minn Reg Building 6340 126th Ave. North, Largo, Florida. This year we will have estate sales, close out, overflow etc. New and used items for sale Bargains galore. Info: Linda Frye at 407-397-0852 [LindaFrye@minis.com](mailto:LindaFrye@minis.com) First 100 people get a free gift strollers and wheelchairs welcome. Website: [3blindmiceshow.com](http://3blindmiceshow.com)

### October 21 & 22 • Netherlands

The 27th edition of The Big Event is taking place in the Brabant Hallen October 21st and 22nd 2017 Brabant Hallen, Diezede 2, 5222 AK 's-Hertogenbosch Netherlands. Saturday October 21st. from 10.00 until 17.00. Sunday October 22nd. from 11.00 until 16.00. Entrance fee for both shows € 10,- p.p. with your discount voucher, only € 6,- p.p. Info: [www.dollshouseevent.com](http://www.dollshouseevent.com)

### October 27 & 28 • Williamsburg, VA

Williamsburg Miniatures Show. Clarion Hotel Historic District, 351 York Street. Saturday, Oct. 28, 10am - 4pm. Adults \$8., Children under 12 \$4. (No Strollers) Exclusive Preview Show & Sale. Friday, Oct. 27, 7pm - 9:30pm. Preview Admission \$15 - Includes Hors d'oeuvres Party 6:30-7, Early Buying Privileges and 2 Day Admission Tickets available at door - No children. Info: Tom Bishop, 10528 Oak Meadow Lane, Lake Worth, FL 33449 Phone: (561) 434-6622. Fax: (561) 434-6159 E-mail: [BishopShow@aol.com](mailto:BishopShow@aol.com) Website: [www.BishopShow.com](http://www.BishopShow.com)

—Continued on next page

[www.miniatures.org](http://www.miniatures.org)



# C A L E N D A R

## October 28 • Mooresville, NC

The Charlotte Area Dollhouse Clubs of North Carolina will be hosting the 4th Annual North Carolina Dolls, Dollhouse Miniatures Show, Exhibit and Sale 9AM to 3PM. Admission is \$2. Door prizes hourly, free classes for children on the half hour. Hilton Garden Inn, 159 Gateway Blvd., located just off Rt. 77 at Exit 33 on RT. 21 N. Info: Maria Cannizzaro, (704)230-0569. Donations will be made to NAME and the Mooresville Lions Club. Bring used glasses or frames if you have them. Show your NAME card at the door for a free gift.

## NOVEMBER 2017

### November 11 • Louisville, KY

5th Annual Louisville Miniature Club Show and Sale. Exhibits and vendors. Door Prizes. Beargrass Christian

Church, 4100 Shelbyville Road, Louisville, Kentucky Saturday, 10am til 5pm. Adults \$5, children 12-8 \$3, under 8 free. Wheelchairs and strollers welcome. Information: Gregg Claypool, dogbone99@att.net, (502) 553-0519.

### November 11 & 12 • Madrid, Spain

Madrid Dolls House Miniatures Fair. Novotel Madrid Center, O'Donnell, 53, 28009 Madrid, Spain. Collectors Hours: Saturday, November 11, 11 am - 1 pm. Tickets available at door only - 12 euros per person. Ticket includes re-admission on Sun. Public Hours: Sat., Nov. 11, 1 pm - 8pm, Sun., Nov. 12, 11 am - 4 pm. Admission at door: Adults - 6 euros, Children under 12 - 3 euros. Tom Bishop, 10528 Oak Meadow Lane, Lake Worth, FL 33449 Phone: (561) 434-6622. Fax: (561) 434-6159 E-mail: BishopShow@aol.com Website: www.BishopShow.com

# NAME PROMOTERS

*Thanks to the following shows and promoters for providing NAME a complimentary table.*

### September 2016

Molly Cromwell Presents  
McLean, VA

Diane Walters • CHAMPS  
SF Benioff Children's Hospital Oakland  
El Cerrito, CA

### October 2016

Good Sam Showcase of Miniatures  
San Jose, CA • Chair: Ruth Heisch

NAME Day  
By Small Design • Sacramento, CA

Pat Bennet • Portland, OR

### November 2016

Kim Sher  
Philadelphia Miniaturia  
Cherry Hill, NJ

Kimberley Feys  
Washington Christian Holiday Bazaar  
Washington Christian Academy  
Olney, Maryland

Columbus Miniature Society • C-119  
Columbus, Ohio  
www.columbusminiaturesociety.org

Wee 'c' Miniature Club  
Wlk Grove Village, IL  
Faye Machala

### February 2017

San Diego Miniature Crafters  
San Diego, CA

Miniaturist West  
31st Annual Miniature Fantasy Show & Sale  
Culver City, CA

Orlando Miniature Festival  
Miniaturia Unlimited

### March 2017

Shelly Norris • Online Show  
"A Mini Miniature Show"

Pat Bennett  
Seattle Miniature Show

Atlanta Bishop Show  
Tom Bishop shows

### April 2017

Tom Bishop  
Chicago International Show  
Chicago, IL

Linda Frye  
Three Blind Mice  
Schaumburg, IL

Greg Madl  
The Miniature Show  
Schaumburg, IL

Diana Fogel  
Lancaster, PA

### May 2017

Dani Muckelroy

Texas Miniature Showcase

*This was the last year that Dani will be sponsoring the show. Stay tuned for future announcements.*

# THE CLASSIFIEDS

## MINIATURE COLLECTIONS

DO YOU HAVE A COLLECTION FOR SALE? Advertise in the *Miniature Gazette*.

## BOOKS FOR SALE

Do you have books you would like to sell? Advertise in the *Miniature Gazette*.

## CLASSES

Do you have a class to offer? Advertise in the *Classifieds*!

## ON-LINE SHOPS

Advertise your On-line shop in the *Miniature Gazette*.

## MUSEUMS

NATIONAL ASSOCIATION OF MINIATURE ENTHUSIASTS MUSEUM 130 N. Rangeline Road, Carmel, IN. Monday-Friday 9 am-4 pm. (317) 571-8094



## CLASSIFIED ADVERTISING RATES

65¢ per word

Abbreviations, initials, name and addresses, are chargeable words.

Add your photo or art work for \$25.

Send to: Dorothy Hansen,  
Gazette Editor  
PO Box 1285, Monroe WA 98272-4285



Visit us on  
Facebook



facebook.com/  
NAMEMinis

# REGIONAL & STATE / AREA REPRESENTATIVES

Effective 5/27/17

## REGION N-1

• **Regional Coordinator** •  
Ginger Anderson  
44719 N. 18th St.  
New River, AZ 85087  
623-466-7994  
ginnymini@aol.com

**Newsletter Editor**  
Robert Ravenwood  
6510 N. 12th Place  
Phoenix AZ 85014  
602-725-8652  
rravenwood55@aol.com

**Arizona**  
Sally Lonn  
19720 N. Wessex Dr.  
Surprise, AZ 85387  
623-466-8708  
425-785-0625 (Cell)  
sallylonn@gmail.com

**California**  
**Riverside, Orange,**  
**San Bernardino & Los Angeles**  
Nancy Robertson  
10559 Pendleton Street  
Riverside, CA 92505-1737  
951-785-1936  
nanrob9@yahoo.com

**Santa Barbara, Ventura & Los Angeles Counties**  
Grace Mlynowski  
12831 Friar Street  
Valley Glen, CA 91606-3021  
818-985-4884  
mlynowskigrace@yahoo.com

**San Diego & Imperial County**  
Debra Cerone  
12431 Figtree St  
San Diego, CA 92131  
619-993-4499  
d.cerone@me.com

**San Luis Obispo/Kern County**  
Betty Hodges  
3210 Main St.  
Morro Bay, CA 93442  
805-771-8501  
beachbetty@aol.com

**Nevada**  
Janet Gordon  
2713 Cuckoo Shrike Ave  
N. Las Vegas NV 89084  
702-649-3922  
jgallante@yahoo.com

**New Mexico**  
Susan Sheridan  
725 Campfire Rd SE  
Rio Rancho, NM 87124-2308  
505-994-2605  
ssheridan@q.com

**Welcome Committee**  
Helen A. Sparks  
45974 W Dirk St  
Maricopa, AZ 85139  
480-277-0951 cell  
minihelen2002@yahoo.com

**Webmistress**  
Janet Smith  
5136 Lost Padre Mine Road  
Las Cruces NM  
575-532-5432  
desertminis@gmail.com

## REGION N-2

• **Regional Coordinators** •  
Connie Younker  
PO Box 665  
Loomis, CA 95650  
916-663-9592  
olposminis@att.net

**California East Bay, Tri Valley**  
Bobbie Schmidt  
2835 Encina Camino  
Walnut Creek CA 94598  
925-943-1741  
Artbum@aol.com

Will Thomas  
2186 Newton Drive  
Brentwood CA 94513  
925-864-7584  
williamthomas3245@comcast.net

**Marin, Napa Valley**  
Contact your Regional Coordinator

**San Francisco, N. Peninsula**  
Contact your Regional Coordinator

**Fresno**  
Barbara Fairbanks  
4698 N. Zediker  
Sanger, CA 93657-9124  
559-907-6051  
minimagel1@gmail.com

**North Coastal**  
Sharon Ocheltree  
PO Box 66 Korbel, CA 95550  
707-688-5708  
oldengshepdog@aol.com

**North Nevada, Tahoe**  
Mary Ann VanBuskirk  
PO Box 14091  
South Lake Tahoe, CA 96151  
530-513-3409  
mavb2003@yahoo.com

**Sacramento, Central Valley**  
Laura Seibert  
916-296-3613  
lauraseibert@ymail.com

**South Bay Peninsula**  
Contact your Regional Coordinator

**North Central California**  
**Chico/Redding area**  
Margaret Gordus  
2364 Joseph Ct  
Paradise, CA 95969  
530-872-8787  
mh6gordus@gmail.com

**Hawaii**  
Naomi Losch  
972 Kainui Dr., Kailua, HI 96734  
808-261-9038  
nlosch@hawaii.rr.com

**Events Coordinator**  
Leslie Swager  
PO Box 1090  
West Point CA 95255-1090  
209-293-4299  
leslie@waveville.net

**Newsletter Editor**  
Laura Johnson  
3408 Beresford Ave  
Belmont, CA 94002  
650-591-1596  
dollsinnin@sbcglobal.net

**Welcome Chair**  
JoAnn Jacot  
673 Joette  
Gardnerville, NV 89460  
bearsathought@charter.net  
775-720-5154

**Webmistress**  
Carol Kubrican  
PO Box 2854  
Petaluma, CA 949452  
true2scale@gmail.com

## REGION N-3

• **Regional Coordinator** •  
Sue Herber  
1615 109th Ave NE  
Bellevue WA 98004-2955  
425-454-2399  
sue@sueherber.com

**Alaska**  
Rosemarie Grant  
907-376-8454  
rag@mtaonline.net

**Idaho**  
Judy Krueger  
PO Box 2473  
Cour d' Alene, ID 83814  
208-699-4187  
ministuff33@aol.com

**Oregon**  
Sarah Westenberg  
503-347-2945  
sawestenberg@msn.com

**Western Washington**  
Lisa Gabbert  
18722 - 51st Ave SE  
Bothell WA 98012-7429  
425-488-7691  
lisag526@frontier.com

**Eastern Washington**  
Rosemary Shipman  
1221 Madison Street  
Wenatchee, WA 98801  
509-670-4615  
minirose@nwi.net

**Newsletter Editor**  
Sherri Martin  
206-355-6515  
sherrimartin4@comcast.net

**Special Projects Coordinator**  
Charlotte Atcher  
Spinweaver@peoplepc.com  
425-445-1784

## REGION A-1

• **Regional Coordinator** •  
Dolores Kelley  
298 Linden Lane  
Wheeling, IL 60090  
847-808-0235  
Dolores-kelley@sbcglobal.net

**Newsletter Editor**  
Meredith Hink  
3111 South Meadow Lark  
Lane Holmnet, WI 54636  
608-799-5345 cell  
zondagmd@hotmail.com

**Iowa**  
Contact your Regional Coordinator

**Illinois**  
Veronica Foreman  
8215 S Chappel Ave  
Chicago, IL 60617-1810  
773-221-4807  
vflore10414@aol.com

**Minnesota**  
Kathy Goettsch  
2717 Grand St NE  
Minneapolis, MN 55418  
612-789-3595  
kgetch4@gmail.com

**Missouri**  
Marilyn Walls  
901 Woodway Circle  
Fenton, MO 63026  
636-343-4947  
mwalls@pmestri.com

**Wisconsin**  
Alician Pearce  
605 Wexford Road  
Janesville WI 53546  
608-751-1270  
ubfaep@yahoo.com

**Welcome Chair**  
Barbara Anderson  
2110 N 18th St  
Sheboygan WI 53081  
920-459-8259  
barb-a2110@hotmail.com

**Website**  
Lee Frank  
2845 Joppa Avenue South  
Minneapolis, MN 55416-4103  
952-927-8514  
leef@minisr.fun.com

## REGION A-2

• **Regional Coordinator** •  
Ruth Stewart  
24121 Buck Bridge Rd  
Fort Benton MT 59442  
406-734-5379  
ruthstewartdollhousecreations.com

**Colorado**  
Jenny Fortin  
11044 Grayledge Circle  
Highlands CO 80130  
303-346-0469  
jlfortin@comcast.net

**Kansas**  
Betty Turmon  
9708 Wedd Dr  
Overland Park, KS 66212-5250  
913-888-7955  
bturmon@mindspring.com

**Montana**  
Ruth Stewart  
24121 Buck Bridge Rd  
Fort Benton MT 59442  
406-734-5379  
ruthstewartdollhousecreations.com

**Nebraska**  
Edna Bonney  
1488 State Highway 133  
Omaha, NE 68142  
402-426-4624  
embonney@hntel.net

**North Dakota**  
Leanne Kirsch  
1007 Broadway St.  
Lisbon, ND 58054  
701-683-5205  
lkirsch@drtel.net

**South Dakota**  
Jane Faulstich  
25370 S Lightning Circle Cr  
Custer SD 57730  
605-673-4598  
seaglith@gwte.net

**Utah**  
Jennifer K. Woodson  
310 West 300 South  
Ivins, UT 84738  
801-499-6620  
luvnthelord@hotmail.com

**Wyoming**  
Contact your Regional Coordinator

## REGION A-3

• **Regional Coordinator** •  
Nancy Claypool  
4318 Kinloch Rd.  
Louisville, KY 40207  
502-714-8559  
johnson.nancye@gmail.com

**Newsletter Editor**  
Contact your Regional Coordinator

**Indiana**  
Cindy McDaniel  
795 w Sibert St  
Pendleton IN 46064  
765-778-3074  
cindymcdaniel@hotmail.com

**Kentucky**  
Contact your Regional Coordinator

**Michigan**  
Contact your Regional Coordinator

**Ohio**  
Mary Martin  
8956 N Honnytown Rd  
Smithville OH 44677  
Cell Phone 330-201-4269  
mary11m@aol.com

**Ohio Welcome Chair**  
Kris Dunlap  
dunlap.151@osu.edu

**Western - West Virginia**  
Contact your Regional Coordinator

**Webmistress**  
Contact your Regional Coordinator

**Welcome Chair**  
Carol Hudson  
3782 West Shore Drive  
Bremen, IN 46506-9367  
574-546-2046  
jpedhudson@embarqmail.com

## REGION M-1

• **Regional Coordinators** •  
Michelle Faleshock  
160 S. Church St.  
Hazleton, PA 18201  
570-592-3660  
michelle@michellesminiatures.com

Marilyn Littleford  
623 S. Prospect St.  
Nanticoke, PA 18634  
570-735-4049  
lil4d@verizon.net

**Delaware**  
Marilyn (Marnie) King  
407 W 19th  
Wilmington DE 19802  
302-654-8278  
Mking4071@comcast.net

**New Jersey - South**  
Patricia Brown  
327 Cheryl Dr.  
Toms River, NJ 08753-2435  
732-255-3857  
plbrown2002@comcast.net

**New Jersey - North**  
Judith Lloyd  
985 Valley Street  
Vauxhall, NJ 07088-1030  
908-964-5188  
judy9859@aol.com

**New York - Downstate**  
Rachel Fae Spiegel  
PO Box 600  
Plainview NY 11803-0019  
718-956-1856  
byrachelle@mindspring.com

**New York - Western**  
Kay Kalick  
405 Kenwood Dr.  
Lewiston, NY 14092-1028  
716-754-4595  
mousekins@earthlink.net

- Continued on next page



### New York Upstate

Debbie Colombo  
214 White Rock Rd.  
Holmes, NY 12531  
845-855-1766  
irvink@gmail.com

### Pennsylvania - Eastern

Jolen G Roseberry  
129 Jonas Creek Road  
Kunkletown, PA 18058-7893  
570-620-0810  
Jolen1@verizon.net

### Pennsylvania - Western

Linda Bishoff  
3100 McClure Lane  
White Oak PA 15131  
412-896-1872  
LLBishoff@comcast.net

### Webmistress

Sue Seiffert  
10584 County Route 125  
Chaumont, NY 13622  
315-767-3924  
chochisu@ix.netcom.com

### Welcome Chair

Ginger Landon-Siegel  
360 East 72nd Street #B1010  
New York, NY 10021-4762  
212-988-1399  
ging360@aol.com

### Newsletter Editor

Callie Brunelli  
35 Bouchouxville Road  
Hancock, NY 13783  
570-224-6399  
weefolkandfantasy@gmail.com

## REGION M-2

### • Regional Coordinator •

Dave Ferkinhoff  
230 Gosset's Turn Dr  
Middletown, RI 02842  
401-848-9699  
mrjune@cox.net

### Newsletter Editor

Marty Anderson  
11 Wild Oak Rise  
Framingham, MA 01701  
508-788-6949  
miaawildoak@verizon.net

### Connecticut

Marjorie Petro  
53 Saw Mill Brook Ln  
Mansfield, CT 06250  
860-423-2726  
mpetro2726@charter.net

### Maine

Paula Francis  
1088 Littlefield Road  
Wells ME 04090  
jfrancis@maine.rr.com

### Massachusetts - Eastern

Kirsten Berg-Sonne  
8 Middlemost Way  
Stow, MA 01775  
978-897-1750  
kirsten@ankersoft.com

### Massachusetts - Western

Jeanne Sojka  
9 Sherman Dr.  
S. Deerfield, MA 01373  
413-665-9979  
jms-66@comcast.net

### New Hampshire

Barbara A. Teer  
64 Reserve Way  
Milford, NH 03055-3579  
603-673-7261  
btminis@hotmail.com

### Rhode Island

Marilyn Perkinhoff  
230 Gossets Turn Dr.  
Middletown, RI 02842  
401-848-9699  
mfmini@cox.net

### Vermont

Contact your Regional Coordinator

### Events Planner

Connie Reagan

### Welcome Committee

Peggy Seifer  
13 Neillian Street  
Bedford, MA 01730  
781-402-3667  
pegkelly@us.ibm.com

## REGION E-1

### • Regional Coordinator •

Mary Myers  
4391 Adam Court  
Mt. Airy MD 21771-4801  
301-471-4582  
marymomo@comcast.net

### Newsletter Editor

Anita Myers  
1416 Gilbert Road  
Arnold, MD 21012  
410-974-4937  
inchbyinch@nameregione1.org

### Maryland

Nancy Chalmers  
302 East Joppa Road #1903  
Towson MD 21286-4115  
410-494-8338  
nancychalmers@hotmail.com

### Virginia - Southern

Ina Waples  
521 Latham Dr.  
Newport News, VA 23601  
575-596-3593  
gsicrmom@verizon.net

Darlene Wilson  
702 Mandy Trail  
Newport News VA 23601  
757-596-6976  
bearzworkshop@earthlink.net

### Virginia - Northern

Contact your Regional Coordinator

### Web Mistress

Carol Ann Frost  
1301 McPherson Ct  
Lutherville, MD 21093-5508  
410-321-1392  
carol.ann.frost@verizon.net

### Virginia - Welcome Chair

Carol House  
15575 Tyler Station Rd  
Beaverdam VA 23015  
804-449-1425  
petticoat-lane@juno.com

### Membership Chair

Contact your Regional Coordinator

### Program Chair

Nancy Chalmers  
302 East Joppa Road #1903  
Towson, MD 21286-4115  
410-494-8338  
nancychalmers@hotmail.com

### Welcome Chair - Maryland

Leah Smith  
2230 McKendree Rd West  
Frendship MD 21794  
410-489-7571  
leahleizear@aol.com

## REGION E-2

### • Regional Coordinator •

Suzie Aguilar  
2316 Heritage Colony Dr.  
Webster, Tx 77598  
832-422-0948  
Suzie.aguilar@yahoo.com

### Arkansas

Shirley Blankenship  
904 West Wind Point  
Horseshoe Bend AR 72512  
870-670-4264  
blakenshipww@centrylink.net

### Louisiana

Laura Tusa  
9835 Wheaton Cr East  
New Orleans, LA 70127  
504-975-9952  
l\_tusa@hotmail.com

### Mississippi

Lori Jackman  
2206 Scenic Drive  
Brandon MS 39047  
601-919-0291  
lorijackman990@msn.com

### Oklahoma - North

Sonia (Sonny) Thompson  
1220 S. 135th East Ave.  
Tulsa, OK 74108  
918-231-9001  
sonny.80@hotmail.com

### Oklahoma - South

Sandy Davis  
PO Box 336  
Wayne OK 73095  
405-499-3550  
spdavis1@gmail.com

### Texas

### Dallas/Fort Worth Area

Karen Carter  
5409 Oak Brook Rd.  
Arlington, TX 79016-4548  
817-478-6467  
Kcarter456@yahoo.com

### West Texas

Contact your Regional Coordinator

### South Texas

Terri Young  
2401 Still Brook Drive  
Corpus Christi TX 78414  
361-946-0900  
terriyoung@grandecom.net

### Webmaster

Lee Frank  
2845 Joppa Avenue South  
Minneapolis MN 55416-4103  
952-927-8514  
leef@minisr.fun.com

## REGION E-3

### • Regional Coordinator •

Lynn Frank  
1509 Crater Lane  
Yadkinville, NC 27055  
336-961-6940  
lmfrank.e3name@outlook.com

### Alabama

Roxann Dyess  
3459 Summerlyn Ct S  
Mobile AL 36695  
251-634-0154  
littlerox@aol.com

### At Large

Jane Payne  
paynejb@hotmail.com

### Florida Central

Contact your Regional Coordinator

### Florida North Panhandle

Contact your Regional Coordinator

### Florida North

Contact your Regional Coordinator

### Florida South

Contact your Regional Coordinator

### Georgia

Katrina Bailey  
706-373-1942  
kbminis@comcast.net

### North Carolina

Lissa Loosemore  
7 Hoopers Forest Drive  
Fletcher, NC 28732-7588  
828-676-6627  
eloosemore@att.net

### South Carolina

Donna Brewington  
864-350-3055  
dibrewington52@gmail.com

### Tennessee

Marcia Beardsley  
931-388-8858  
dimbeardsley1@aol.com

### Newsletter/Gazette Reporter

Sharon Johnson  
803-260-6514  
sc\_container@yahoo.com

### Publicity Chair

Cat Wingler  
4728 Coastal DR SE  
Southport, NC 28461  
910-454-4248  
catwingler@ec.rr.com

### Regional Awards Chair

Becky Lipscomb  
1910 Belle Vista Dr.  
Chattanooga, TN 37421  
423-899-2444  
realmag1945@gmail.com

### Webmistress

Becky Champion  
678-983-8086  
rebecca.champion@lexisnexis.com

### Welcome Chair

Terri Correll  
790 Lake Wright Rd  
China Grove NC 28023-5745  
704-798-3343  
momsminiatures@hotmail.com

## CANADA - EAST

### • Regional Coordinator •

Barbara Kenyeres  
7 Joseph St  
Port Carling Ontario  
POB 1J0  
705-765-0867  
travelbarb@hotmail.com

### Ontario

Barbara Kenyeres  
7 Joseph St  
Port Carling  
Ontario, POB 1J0  
705-765-0867  
travelbarb@hotmail.com

## CANADA - WEST

### • Regional Coordinator •

Luba Barnes  
Box 3333  
Spruce Grove  
Alberta, T7X 3A6  
780-962-4093  
lubarnes@telusplanet.net

### Alberta

Karen Jones  
13213 95th St.  
Edmonton AB  
T5E 3Y2 Canada  
minilady@shaw.ca

### Saskatchewan

Linda Maddaford  
PO Box 372 Stn Del Centre  
Yorkton SK CAN  
S3N 2W1 Canada  
306-783-3924  
Maddaboutminis@live.ca

## INTERNATIONAL

### • Regional Coordinator •

Linda Grove  
29 Inglewood  
St Johns, Woking  
Surrey GU21 3HX  
United Kingdom  
adnile49@gmail.com

### Australia and New Zealand

Adelaide Cann  
adelaide@adelaidesminiatures.com

## LIAISON

### SEND CHANGES TO:

Jan Skuppin  
928 Laguna Lane  
Washington, UT 84780  
435-652-9746  
cell 801-414-6571  
jskuppin@aol.com  
reliasion@miniatures.org

## MORE INFO

NAME office:  
1-800-571-6263

Website: [www.miniatures.org](http://www.miniatures.org)

email: [members@miniatures.org](mailto:members@miniatures.org)



## REGIONAL MAP ON PAGE 39

# NAME Souvenirs



Call Kim in the NAME office  
to place your order!  
**1-800-571-6263**  
or use the order form on page 47

## 2008 NATIONAL CONVENTION NASHUA, NEW HAMPSHIRE



1" scale  
Flower arrangement  
by Kimberly Hammer  
~~\$26~~ **sale \$10.95**

## 2011 NATIONAL CONVENTION CLEVELAND, OHIO



1" scale Music sheet rack  
by 2011 Committee  
~~\$4.95~~ **sale \$2**



1" scale Music Stand  
by Tom Walden  
~~\$40~~ **sale \$24.95**

## 2013 National Convention Tucson, Arizona

1" scale  
Limited  
Edition Oil  
Painting  
"Quiet Time  
with the  
Little Ones"



by Gilbert Mena  
~~\$30~~ **sale \$14.95**



Bowl in clear glass  
and Vase in cranberry Glass  
~~\$29.95~~

1" scale  
Tray  
"At Night  
in the  
Museum"



Committee gift • \$4.95

## 2015 Small Scale Houseparty Madison, Wisconsin



1/4" scale  
Windmill  
by Teresa Callender \$24.95

1/4" scale  
Cheese Shack  
by Sue Herber \$49.95

1/4" scale  
Alice in Dairyland  
by Gayle Clausen \$24.95

## RED RUBY REMEMBRANCE

Red Ruby Remembrance Pin  
\$25



Find more Items on the NAME Website: [www.miniatures.org](http://www.miniatures.org)  
also on Ebay and Etsy

Ebay: [www.ebay.com/usr/name-estates](http://www.ebay.com/usr/name-estates)

Etsy: [www.nameminatures.etsy.com](http://www.nameminatures.etsy.com)





# NAME MERCHANDISE ORDER FORM



ITEM AND DESCRIPTION	PRICE EACH	QUANTITY	COST
<b>2008 NATIONAL CONVENTION - NASHUA, NEW HAMPSHIRE SOUVENIRS:</b>			
FLOWER ARRANGEMENT BY KIMBERLY HAMMER <del>\$26.00</del>	\$10.95		
<b>2011 NATIONAL CONVENTION - CLEVELAND, OHIO SOUVENIRS:</b>			
MUSIC SHEET RACK BY 2011 COMMITTEE <del>\$4.95</del>	\$2.00		
MUSIC STAND BY TOM WALDEN <del>\$40.00</del>	\$24.95		
<b>2013 NATIONAL CONVENTION - TUCSON, ARIZONA SOUVENIRS:</b>			
1" SCALE LIMITED EDITION OIL PAINTING "QUIET TIME WITH THE LITTLE ONES" BY GILBERT MENA <del>\$30.00</del>	\$14.95		
1" SCALE SET BOWL IN CLEAR GLASS AND VASE IN CRANBERRY GLASS BY PHILIP GRENYER	\$29.95		
1" SCALE "AT NIGHT IN THE MUSEUM" TRAY, COMMITTEE GIFT	\$4.95		
<b>2015 SMALL SCALE HOUSEPARTY - MADISON, WISCONSIN SOUVENIRS:</b>			
1/4" WINDMILL BY TERESA CALLENDER	\$24.95		
1/4" CHEESE SHACK BY SUE HERBER	\$49.95		
1/4" ALICE IN DAIRYLAND BY GAYLE CLAUSEN	\$24.95		
<b>RED RUBY REMEMBRANCE</b>			
RED RUBY REMEMBRANCE PIN	\$25.00		

**TOTAL FROM SIDE ONE**  
(PLEASE CARRY TO SIDE TWO)

# NAME MERCHANDISE ORDER FORM

ITEM AND DESCRIPTION	PRICE EACH	QUANTITY	COST
<b>NAME LOGO MERCHANDISE</b>			
NAME Tote Bag 14" x 17" x 5" <input type="checkbox"/> Solid black <input type="checkbox"/> Black & Red <input type="checkbox"/> Black & Blue <input type="checkbox"/> Purple & Black	\$18.00		
Lanyards - blue only <del>\$3.50</del>	\$1.00		
Travel Mug 16oz. Low rider blue, non-skid bottom	\$8.50		
Mug Boss	\$10.00		
<b>NAME LOGO APRON 3 POCKET WITH AN ADJUSTABLE NECK:</b>			
<input type="checkbox"/> Black/pink logo <input type="checkbox"/> Red/white logo <input type="checkbox"/> Royal/white logo <input type="checkbox"/> Purple white logo <input type="checkbox"/> Pink/white logo	\$15.50		
NAME LOGO NOTE CARDS	\$6.50		
<b>Soft and comfortable ultra cotton NAME Logo T-Shirts - check with the NAME office on availability</b> <input type="checkbox"/> National Association Of Miniature Enthusiasts with Logo House <input type="checkbox"/> Cherry <input type="checkbox"/> Daisy <input type="checkbox"/> Lt. Pink <input type="checkbox"/> Royal <input type="checkbox"/> A Quarter to One Time for All Scales! <input type="checkbox"/> Antique Cherry Red <input type="checkbox"/> Carolina Blue <input type="checkbox"/> Daisy <input type="checkbox"/> Orchid <input type="checkbox"/> Miniaturists work as little as they can <input type="checkbox"/> Cardinal <input type="checkbox"/> Bright Pink <input type="checkbox"/> Iris <input type="checkbox"/> Sapphire <input type="checkbox"/> Member of NAME XXS Miniaturists <input type="checkbox"/> Grey <input type="checkbox"/> Cherry <input type="checkbox"/> Daisy <input type="checkbox"/> Lt. Pink <input type="checkbox"/> Royal <input type="checkbox"/> Ask Me About My NAME! <input type="checkbox"/> Carolina Blue <input type="checkbox"/> Cherry <input type="checkbox"/> Lt. Pink <input type="checkbox"/> Orchid <input type="checkbox"/> Small <del>\$15</del> <input type="checkbox"/> Medium <del>\$15</del> <input type="checkbox"/> Large <del>\$15</del> <input type="checkbox"/> XL <del>\$15</del> <input type="checkbox"/> 2XL <del>\$17</del> <input type="checkbox"/> 3XL <del>\$17</del>			
NAME <input type="checkbox"/> HOUSE PIN Red, Blue and Green Cloisonné Pin <input type="checkbox"/> GOLD LOGO PIN	\$5.00		
REGIONAL PIN Colorful Enamel Pin Depicting the States in Your Region Region: _____	\$5.00		
CLUB PRESIDENT PIN	\$5.00		
ONLINE REGION PIN	\$5.00		
NAME YEAR PIN AVAILABLE FROM THE NAME OFFICE UPON REQUEST			
<b>GENERAL MERCHANDISE: Brickyard CD</b>			
A REFERENCE GUIDE TO MINIATURE MAKERS MARKS <del>\$45.00</del>	\$20.00		



☐ PLEASE CHECK IF YOU DO NOT WANT ITEMS BACKORDERED

TOTAL FROM SIDE TWO

SEND ORDER FORM & REMITTANCE TO:  
NAME, PO Box 69, CARMEL, INDIANA 46082  
MAKE CHECKS PAYABLE TO NAME

TOTAL CARRIED FROM SIDE ONE

\$6.00 HANDLING FOR FIRST ITEM,  
ADDITIONAL \$1.00 PER EACH ITEM

POSTAGE PAID TO CONTINENTAL US  
CANADA \$7, INTERNATIONAL \$15

TOTAL REMITTED

NAME \_\_\_\_\_

STREET \_\_\_\_\_

CITY \_\_\_\_\_ STATE \_\_\_\_\_ ZIP \_\_\_\_\_

PHONE ( ) \_\_\_\_\_ SIGNATURE \_\_\_\_\_

VISA/MASTERCARD NUMBER

--	--	--	--	--	--	--	--	--	--	--	--	--	--	--	--	--	--	--	--

EXPIRATION DATE \_\_\_\_\_



48 July / August 2017

www.miniatures.org



# Rev Up Your Engines . . . . All For the Love of NAME!



By Judy Meyer



By Rosemarie Grant



NAME mobile by John Shepherd



By Gail Herring



By Terri Correll



My Shopping Cart by Sheila LeQuia




By Marilyn Littleford



Pooh Car by Mille Hilts



Mr. Skully by Brian Hughes



By Elaine Alexander



Potter Firebolt by Kim Ash







National  
Association of  
Miniature  
Enthusiasts  
PO Box 69  
Carmel, IN 46082

Non-Profit Org.  
U.S. Postage  
PAID  
Permit No. 9555  
Indianapolis, IN

## -Inside this issue-



NAME Day 2017  
Going Bunkers continuing with an Armoire



Sweet Tea  
By Carolyn Eiche

- How to Make An Electric Sander for Your Minis!  
By Tina MacDonald
- Dollar Store Treasures  
By Jean Monk



# 2018 CALENDAR

Debuting at the **NAME National Convention in Alexandria**

New Models! • 2018 NAME Events • NEW MINI TIPS • Profits Go to Supporting NAME

Watch for the calendar in the Alexandria & Scranton sales rooms & [nameminiatures.etsy.com](http://nameminiatures.etsy.com).

*With a Delightful, New Theme...*

