


The Official Publication of the National Association of Miniature Enthusiasts

Miniature Gazette

Vol. 40, No. 6 • July/August 2012
miniatures.org

*Celebrating our
40th year!*



Only through sharing can we really enjoy our treasures

3rd Annual NAME Day

"The Alcove" Project • October 6, 201



Well here we are with the 3rd Annual NAME Day. This year, we present "The Alcove" for our members all over the world to complete on the same day in October 2012. Please remember that NAME Day has been created as a benefit for NAME members and clubs only. There are many other activities that can include non-NAME members such as State Days, Online groups, etc. This day, and the project for it, is for you, a NAME member. This is not a fundraiser for NAME, in fact, NAME does not profit from this event at all unless your club or event should decide to donate some of the proceeds from your NAME Day event to NAME (and we would always be appreciative of any and ALL donations). The kit cutters are cutting the kits as a part of their own businesses, not for NAME profit. The only funds that go to NAME are the minimal profit on the NAME Day pins and those funds go back into the NAME Day Fund to help pay for the "free"

kits provided to NAME Day planning groups.

As you read in the last *Gazette* issue, this year's project is an "Alcove". Plans are available in the following scales: 1", 1/2" and 1/4". Some cutters may choose to present it in other scales and that information is available on the NAME website and in the *Gazette*. Please be aware that different cutters use different types of cutting and design techniques (laser cut, saw cut, bass wood, hardwoods, opening doors, non-opening doors, etc.) Be sure to check out what features, and types of kits the cutters have available so you are aware of what you are ordering.

There are so many things you can do with this unit. Have fun building and furnishing it. You can order a kit or cut your own. You can complete the project at home or with a friend or with a whole group. Just participate on October 6 or as close to that date as possible.

WE NEED KIT CUTTERS: If you are interested in cutting kits for sale to members, please contact:
East of the Mississippi:
 Susan Koelling, skoelling@nycap.rr.com
 518-456-3286, home and
 518-669-3346, cell

West of the Mississippi:
 Barbara Thornton-Hill,
 bathca@gmail.com
 530-265-5704, home and
 650-380-2028, cell

Susan or Barbara will let you know how to register on our lists to be posted

online and in the future *Gazette* issues. They will also send you the "saw-cut" plans in three scales.

REGISTER YOUR EVENT: If you wish to host an event, which can be for a small group, a large group or a club, you should contact: Helen Sparks, helens@carr.org 410-876-8907

Helen will add your group to our events list online and in the future *Gazette* issues. You can also receive a complimentary kit for registering your event, in the scale of your choice.

Guidelines, events and registered kit cutters, to order from, can be found on the NAME website under NAME Day 2012. Go to www.miniatures.org

Plans for cutting and instructions for assembly begin on page 30 and will be posted on the NAME website.

HAVE A GREAT NAME DAY!!!!

2012 Committee members:

Romaine Eyler (Chair), Carol Ann Frost, Ruth Heisch, Susan Koelling, Shannon Moore, Helen Sparks, Barbara Thornton-Hill, Olivia Wall, Deborah Willis and Debbie Young



1/2" scale by Romaine Eyler.

Tinker Belles Club - NAME Day 2011

by Kathy Rumelhart, California



1/2" scale sample.

I'm, Kathy Rumelhart, new to NAME and thrilled to be a member of the Fresno Tinker Belles. Years ago, I married into a family with three terrific aunts who all loved creating miniature scenes and extremely gifted. I'm sure they have all been mentioned in the *Gazette* sometime or other over the years. Carol Menze-Guimond, from the Fresno group, Wanda Leighton from Omaha and their late sister Wilda "Willie" Hult also from Omaha. One year, two of them unbeknownst to the other (Carol and Wanda), started making a dollhouse, (the same model), at the same time in different states as their first project. Years later they have created many miniature works of art at which I have "oohed and aahed", always finding something new. My husband and I are fortunate to have some of each aunt's creations in our home. A while back, Aunt Carol had told me of a certain model of a dollhouse, the "Visalian" was going to be discontinued. Since I had seen the real house most of my life

as I went up and down it, it was (my in-laws) home.

So we both purchased the kit and are working on them together, master and apprentice, loving ever minute of it. Since we live in different towns, we don't get to meet as often as we would like to, but we are getting to almost finishing the construction of the Victorian house. We have so much fun together. Recently she mentioned her club was having a NAME DAY workshop and asked if I would be interested in joining NAME so I would be able to do the workshop. "Of course" was my answer and I thought the *Gazette* alone was



Kayanne Yung and Cathie Peterka.

worth the price.

So Saturday was my first NAME workshop. Aunt Carol's friends and fellow NAME members, were all very welcoming and patient with me, although we had never met before. Barbara Fairbanks, who so graciously hosted the workshop at her home out in the beautiful countryside near the hills, had made the sample butcher block work island ahead of time for us to go by. She



Left to right: Carol Menze-Guimond, Barbara Fairbanks, Carolyn Cave, Glendon Davis, Kayanne Yung, Vickie Throop, Cathie Peterka and KC Ragland.

also made little NAME hand towels for each of us to hang on the front of the butcher block. The workshop reminded me of the quilting bees of the days of old where women gathered around, bonded and cared about each other, having a good time and lots of laughter and



keeping their minds sharp. Miniatures are like three dimensional puzzles, challenging and delightful, leaving someone with a wonderful piece of art to be admired for years to come, while bringing back cherished memories of the creator.

You could not find a nicer group of ladies anywhere. The ladies that were at the Tinker Belles workshop were Barbara Fairbanks, Kayanne Yung, Glendon Davis, Carla Conner, K C Ragland, Cathie Peterka, Vickie Throop, Carol Menze-Guimond, and myself, Kathy Rumelhart.

The Tinker Belles club was started in 1976 and Anne Fisher is the only remaining member of the original club. The Tinker Belles have been a NAME club since 1981.



Left to right: Carol Menze-Guimond, Vickie Throop, KC Ragland, Glendon Davis and Barbara Fairbanks.



Display of 2010 NAME Day.



May / June 2013 NAME's Second Houseparty In A Book

*Dealers, Advertisers, Shops, Clubs, Organizations, and
NAME Members are invited to participate with one of
Five Great Advertising Options*

- **Sales Room "Tables" 1/9 Page**

2-1/4" wide x 3-1/8" tall \$75 black ink, \$85 black + one color, \$100 full color

"Tables" 1/9 page should feature a special item or line of merchandise, describe a service or offer a catalog or brochure. Please make sure that any merchandise featured will be available in sufficient quantities soon after the *Gazette* is printed in May / June 2013.

- **The Message Board "greetings"**

25 words or fewer may be purchased for only \$10. Messages will be listed in the order received.

- **Mini Ads 1/12 page**

2-1/4" wide x 2-1/4" tall - \$55 black ink, \$65 black + one color, \$80 full color

- **Display Advertising (black & white)**

Business Card	3-1/2" wide x 2" tall	\$90
1/6 Page	2-1/4" wide x 4-3/4" tall	\$135
1/4 Page	3-1/2" wide x 4-3/4" tall	\$220
1/3 Page	2-1/4" wide x 9-3/4" tall	\$310
1/2 Page	7-1/4" wide x 4-3/4" tall	\$375
2/3 Page	7-1/4" wide 6-3/8" tall	\$465

- **Full Page Color Ads**

7-1/4" wide x 9-3/4" tall \$650, full color

Order forms and ad copy for this special issue must be received by October 15, 2012.

See the *Gazette* Houseparty issue ad order form on the reverse of this sheet.



Gazette Houseparty Advertising Contract



Name _____

Address _____

Phone _____ E-mail _____

Web address _____

☐ **Sales Room "Tables" 1/9 Page**

☐ \$75 black ink ☐ \$85 black + one color ☐ \$100 full color

☐ **The Message Board "greetings"** 25 words or fewer may be purchased for only \$10.

☐ **Mini Ads 1/12 page**

☐ \$55 black ink ☐ \$65 black + one color ☐ \$80 full color

☐ **Display**

Advertising (black & white)

☐ Business Card \$90
☐ 1/6 Page \$135
☐ 1/4 Page \$220
☐ 1/3 Page \$310
☐ 1/2 Page \$375
☐ 2/3 Page \$465

☐ **Full Page Color Ads** \$650

☐ \$_____ Check Enclosed, Payable to NAME ☐ \$_____ Money Order

Signature _____

Mail to: Dorothy Hansen, *Gazette Editor* • PO Box 1285, Monroe WA 98272-4285 • E-mail: MiniGazette@aol.com

ESTABLISHED 1972



MINIATURE GAZETTE

Editor/Production
Dorothy A. Hansen

Contributors

Alcove
NAME Day Committee

Cary Yerves
Roll Call

THE MINIATURE GAZETTE (ISSN 1047-367X) is a semimonthly publication. Material published in the Miniature Gazette is contributed by individuals for the reading pleasure of NAME members. We are happy to review contributions of articles, reports, work projects and photos concerning miniature activities. Material accepted for publication becomes subject to whatever revisions are necessary to meet the space requirements and quality standards of the Miniature Gazette. NAME and the Miniature Gazette staff cannot be held responsible for determining originality of content or accuracy of information in articles submitted for publication. We take every care to prevent error and omission; however, we assume no liability for such, except to the extent of running the corrected information in the next issue.

Materials that are to be returned must be accompanied by a self-addressed envelope with sufficient return postage. Send address changes to NAME, PO Box 69, Carmel, Indiana 46082.

NAME reserves the right to reject any advertising or articles that do not meet editorial standards. The appearance of ads in the Miniature Gazette does not denote endorsement of the advertisers by NAME.

On the Cover:
by Marcia Beardsley

Centerpiece from the 2012
National Convention in
Charlotte, North Carolina.
1/2" Minnesota "Weekend in
the Country" includes 1/2" scale
versions of the 1" souvenirs
from the 2004 Convention

Contents

Volume 40, Number 6

July/August 2012

SPECIAL FEATURES

- 8 Playtime Memories - *Preview*
- 10 At Night in the Museum - *Preview*
- 11 Over the Hill Retreat - *Preview*
- 12 Houseparty in the Gazette
- 13 NAME on Facebook
- 16 Star Table Contest
- 17 National Convention 2012 Centerpieces
- 18 National Convention 2012 Public Day
- 18 National Convention 2012 Dealers
- 20 Fairy Doors
- 21 Displaying Miniatures
- 22 MiniCals of N2
- 23 Trunk Vignette First Place Winner
- 24 More Trunk Winners
- 26 Members Gallery
- 27 My Friend - My Husband
- 28 38th Annual San Diego Show
- 33 Teacup Scene
- 33 Miniature Society of Cincinnati
- 33 ChristmasVille Festival
- 34 Achievement In Miniatures
- 36 Continuous Membership Drawing
- 40 NAME Day Kit Cutters
- 41 NAME Day Events

WORK PROJECTS

- 30 1" Scale - NAME Day 2012 Alcove
- 31 1/2" Scale - NAME Day 2012 Alcove
- 32 1/4" Scale - NAME Day 2012 Alcove

REGULAR FEATURES

- 6 Roll Call
- 13 Monthly Special Events
- 14 Insider News

DEPARTMENTS

- 5 From the President
- 6 Thank You
- 7 Bulletin Board
- 9 Houseparty Headlines
- 9 State Days
- 14 New and Returning Members
- 36 In Memory
- 37 NAME's Business Partners
- 38 Shop Directory
- 39 Regional Map
- 42 NAME Promoters
- 43 Calendar
- 44 Classified Ads
- 45 Regional & State Representatives
- 47 Merchandise Order Form

Inside Front Cover,
pages 30-32 & 40-42
NAME Day 2012



Page 21
Displaying Miniatures



Pages 23, 24, 25
Trunk Contest Winners



Page 27
My Husband/Friend



Page 33
Broken Teacup



Inside Back Cover
Tinker Belle Club





Editor's Notes

Dorothy A. Hansen

Marcia Beardsley made the great centerpiece on the cover for the 2012 National Convention in Charlotte, North Carolina, more of the centerpieces are on page 17. What a wonderful way to remember 40 years of NAME.

Congratulation to all of the 2011 AIM (Achievement In Miniatures) recipients. Take a look on pages 34 and 35 at all those busy miniaturists.

The NAME monthly Special Events for July and August are on page 13.

2012 NAME day is October 6th. Instructions for the Alcove are in this issue or you can order a kit from a list of cutters on page 41. I look forward to see what you do with this great project.

Dorothy

Gazette Editor's Mailing Address

Dorothy A. Hansen, PO Box 1285, Monroe WA 98272-4285
E-MAIL: MiniGazette@aol.com

Welcome New Clubs

C-1024 **Hoosier Mini Makers** Pendleton, IN
C-1025 **MGM-Multi Generation Miniaturists**
Mechanicsville, VA

Wedding Hope Chest Exchange Winner

Dear NAME

Imagine my surprise when I opened the box addressed to me to find I am the lucky winner of all 72 items from the Wedding Hope Chest Exchange! I bet all you gals are jealous.

Participants were from all over the US. There were even two international exchanges from Canada and one from Sydney, Australia! WOW!

All you participants did a great job but I really have to hand it to Donna Jacques for originality. Her "Deluxe Honeymoon Kit" for some bedroom fun is a real hoot!

I've only been a NAME member since I married my wonderful bride Shirley a few years ago. Since then we have been to two national conventions and participated in several exchanges. I even won houseparty helpers at both conventions. Sure am a lucky guy.

I want to thank all 72 of the exchange participants for their exchange gifts and Sheila Powell for hosting the exchange and selecting me as winner of all 72 items.

Bob Foisy (cultivator), Dearborn Hights, Michigan

P.S. I'm looking forward to Charlotte in July and the next exchange.

Phone, Fax & Mail

NAME National Headquarters
130 N. Rangeline Road, Carmel, IN 46032

NAME Mailing Address
PO Box 69, Carmel, IN 46082

1-800-571-6263 or (317) 571-8094

FAX: (317) 571-8105

Email:

General questions: **name@miniatures.org**

National Convention, Houseparties or Mini Weekends:

events@miniatures.org

Membership, Regional accounts or payments:

members@miniatures.org

Programs: **programs@miniatures.org**

Web site: www.miniatures.org

Blog: <http://name-carmelindiana.blogspot.com>

Facebook: <http://tinyurl.com/844f2n2>

Days & Hours

NAME National Headquarters Office Hours
8:30 a.m. to 5:00 p.m. Monday - Friday (Eastern Time)

NAME National Headquarters Museum Hours
9:00 a.m. to 4:00 p.m. Monday - Friday



NAME is proud to be:

A Patron of the
Museum of Miniature Houses in Carmel, IN

A Sponsor of the Denver Toy and Miniature Museum

A Patron of the
Toy and Miniature Museum of Kansas City

A member of IGMA
International Guild of Miniature Artisans

A Carmel Arts & Design District
Business Association member

A Patron of the Mini Time Museum in Tucson, Arizona

A member of CIMTA
Cottage Industry Miniaturists Trade Association, Inc.

A Sponsor of
Real Good Toys Dollhouse for a Cause program

A Supporting Member of the
Miniature Museum of Greater St. Louis

People & Policies

2010-2011 Board of Trustees

Gwen Campbell, President
3415 NW 39th Lane
Gainesville, FL 32605-5411
(352) 377-7053
gwensminiatures@hotmail.com

Cary Yerves
1st VP/Long Range Planning
1950 Greeneich Ave
Santa Rosa, CA 95401-4483
(707) 484-8986
mrminimeister@gmail.com

Luci Hanson, 2nd VP/Membership
5531 Riverbanks Road
Grants Pass, OR 97527
541-479-2354
NAME2ndVP@yahoo.com

Barbara Thornton-Hill
Secretary/Special Events
13703 North Bloomfield Rd.
Nevada City, CA 95959
(530) 265-5704
bathca@gmail.com

Bill Allen, Treasurer
43230 SE 140th Street
North Bend, WA 98045
425-831-0035
billallen47@comcast.net

Karen Barone, Past President
6115 N. Ironwood Lane
Lantana, FL 33462-2164
(561) 641-6858
kbarone0117@yahoo.com

Patty Johnson, Office Relations
403 25th Avenue Ct.
East Moline, IL 61244
(309) 912-0392
pattyj46@yahoo.com

Nick Karatjas
Marketing/Publicity
26 Easy Street, Indiana, PA 15701
724-349-6371
Nick@karatjas.com

Rhonda Keef
Convention/Houseparty Liaison
16 South Antigo Court
Greer, SC 29650
864-313-1922
minicollector@yahoo.com

Janet Smith
Regional Coordinator Liaison
5136 Lost Padre Mine Road
Las Cruces, NM 88011
575-532-5432
desertminis@gmail.com

Romaine Eyler, Club Liaison
550 East Nicodemus Road
Westminster, MD 21157-7525
410-848-7088
romaineeyler@comcast.net

Babette Overman
Fundraising Liaison
119 Long Branch Drive
Lancaster, KY 40444
703-586-7278
boverman@gmail.com

Board Committees

Museum Chairman
Phil & Lynne Joehnk
7240 Walnut Creek Drive
West Chester, OH 45069

Historian & Parliamentarian
Terri Reasor
612 11th Avenue, Apt. 1A
Huntington, WV 25701-3238
(304) 525-3905
treasor1@comcast.net

Academy of Honor Chairman
Colleen Walker
4212 Burton Road
Naples, FL 34104
(239) 649-7251
collipe@embarqmail.com

Founders Award Chairman
Luci Hanson
5531 Riverbanks Road
Grants Pass, OR 97527
541-479-2354
hansonminis@me.com

Copy and Ad Deadlines

January/February: October 1
March/April: December 1
May/June: February 1
July/August: April 1
September/October: June 1
November/December: August 1

Advertising Information

Carolyn Eiche, Gazette Ad Sales
68-15 64th St
Glendale, NY 11385-5245
(718) 497-0548
carolyneiche@verizon.net
Request a rate card from the NAME office for color and black-and-white ad prices. A typesetting/design service is available. Classified ads are 65¢ per word. Abbreviations, initials, name and address are chargeable words.

Membership Dues

Effective June 1, 2006

Individual

1 Year: \$35
2 Years: \$63
3 Years: \$90

Family Member (Must reside at the same address as full member)

1 Year: \$14
2 Years: \$23
3 Years: \$34

Youth Membership

1 Year: \$17
2 Years: \$34
3 Years: \$51

Student Membership

Age 18-25 studying at a recognized college/university
1 Year: \$17

Individual (Outside US)

1 Year: \$37 (U.S. Currency)
2 Years: \$69 (U.S. Currency)
3 Years: \$103 (U.S. Currency)

Life Membership

\$750

Shop Membership

\$50 per calendar year

Business Partner

\$100 per calendar year

From the President

Gwen Campbell



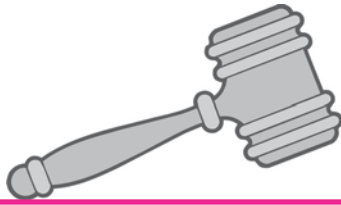
NAME is absolutely the best organization in the world! Recently there have been a number of issues that have arisen that needed the input, attention, and involvement of many people. Our members stepped up and filled in when and where needed. I am so thankful for Shannon and Roy Moore, Veronica Foreman, Karla Smith, Barb Delph, Karen Barone, Kim Ash, all our Board members and many others too numerous to mention.

Recently our Program Coordinator, Toni Cochran, suffered a health issue at the office and Kim stepped up and took her to the hospital. As of this writing, Toni is still recovering, but with the support of the NAME Board and the membership, I know that positive thoughts and prayers have been heading her way. Toni sincerely appreciates all your good wishes, prayers, cards and emails. Toni has been the face of NAME for many years, and we have been fortunate to have her as an ambassador for NAME.

This will be my last column as NAME President. It has been my distinct honor to serve these last two years. We have accomplished a lot. In particular, we are upgrading the office computers which will make the system more in tune with our actual needs. A big thank you to Tom Walden who spearheaded this program. We have shored up the garage in back of the NAME property so that it is now in usable condition. We have created a book on the history of NAME which will be available at this year's National Convention. Thanks to Cary Yerves for taking on this challenge. We have begun a NAME blog thanks to Babette Overman. And we have an official NAME Facebook page thanks to Marti Icenogle. We have held several online auctions to distribute estate items from various NAME members. We are working on an Estate brochure so that more of our members will know what to do when the time comes that they want to downsize. We are entering into the social media world.

There is much yet to do, but I am confident that Cary Yerves and his new Board will take up the challenge and forge ahead with more exciting plans and programs. I know you will all give him and the new Board your support and well wishes.

Gwen



Role Call

by Cary Yerves – 1st Vice President

It hardly seems possible that this will be my last Role Call column in the *Miniature Gazette*. It has been a wonderful 4 years writing this column and I hope that I have covered some topics that have been both interesting and have given some of you a better insight into how NAME operates and why.

If just one person had gotten a better insight into NAME, then I would have considered this effort a success, however since so many of you have written to say how much you enjoyed reading it, I know that it has all been worthwhile. When I started on the Board back in 2008, there was much that I didn't know about NAME and I hope through this column we have learned together.

Although I won't be writing this column any longer, I will continue to update all of you about NAME when I assume the Presidency and begin writing the "From the President" column. I hope that you will continue to write me with your questions regarding any thing you'd like to know about NAME, or suggestions you may have.

By the time you read this, many of us will be heading for our 40th Birthday Party (or is an Anniversary?) in Charlotte, North Carolina. For those of you who can't join us, I will be sure to report back to you on what is sure to be one of our most memorable conventions yet. As NAME begins a new decade, our Board will be implementing many new changes and ideas that are sure to bolster our membership roll and bring some new, innovative ideas to our organization. For many years we have done things pretty much as always and we are now looking at ways to create new enthusiasm and stimulate new interest in NAME. Those of us who have been members for any length of time know what a wonderful organization NAME is. We know how many friends we have made, the new things we have learned and the memories we have shared. Now we need to get the word out so more people know what a wonderful group we are and encourage them to join "just for the fun of it", although we know it is so much more. The Board is confident that many of our

new ideas will do just that.

Some of these new ideas will be announced in Charlotte, and again, for those who won't be in attendance, you will read all about them in the next issue of the *Miniature Gazette*. As we begin a new decade, the time is now to evolve into a more contemporary organization and to appeal to a new generation of miniaturists. NAME was the first organization dedicated to bringing together crafters, collectors, artisans, and people who just love miniatures. Forty years later there are many similar groups, but NAME is still unique among them. Today the miniature hobby has grown in both numbers and in product availability, but we have not maintained member growth like we'd like. But, based on our new plans and goals, we are sure that by our next milestone birthday, NAME will once again be at the top of the list when it comes to pre-eminent miniature organizations. And we hope that all of you will be here to help blow out the candles on our 50th Birthday cake!

Thank You

to the individuals and organizations who have made generous donations to NAME.

February 1st - March 31st

BOOSTER \$5-\$49

Rayonia Babel
Lori Jackman

CONTRIBUTING MEMBER \$50-\$99

Nick & Susan Karatjas

SUPPORTING MEMBER \$100-\$249

Tulsa Miniature Club (OK)

COMPUTER FUND

NAME Day Arizona Committee

SPRUCE UP FUND

Lois Krasman

REGION A3 IN MEMORY OF

JANET KING

Madison Avenue Miniaturists (IN)

REGION E2

Tulsa Miniature Club (OK)

IN MEMORY OF LAURA CHOQUETTE

Atlanta Miniature Society (GA)

IN MEMORY OF

MARGARET GEORGE

Atlanta Miniature Society (GA)

IN MEMORY OF JANET KING

Peggy Mastropaolo

IN MEMORY OF

SHEILAH KJARSGAARD

Mini Empire Miniature Club (CA)

IN MEMORY OF MABEL WYLER

Mini Empire Miniature Club (CA)

• 2011 Fun Club •

\$25-\$49-PIN

Irene M. Fluhr

BULLETIN BOARD

Special Notices

Annual Business Meeting

All members of NAME, including those not registered for the convention, are invited to attend NAME's annual business meeting. It will be held at The Blake Hotel on Saturday, July 28th from 10:00am - Noon.

The Blake Hotel
555 S McDowell Street, Charlotte, NC 28204
<http://www.blakehotelinc.com/?mpage=directions>
for map and directions to the hotel.

Miniature Gazette HOUSEPARTY -

In a Magazine!

Over the Hill Retreat
August/September 2013
All Scales!

LOCATION: Wherever the Magazine Goes!
Look for it in the Special May/June 2013 Issue

*(Publication will take place in the May/June issue
in preparation for an event at the time of your own
choosing in August-September)*

This will be a National Houseparty, without the
expense of travel, hotel and multiple meals!

More details to follow!

LEXINGTON, KENTUCKY A-3 REGIONAL HOUSEPARTY

All Scales
Playtime Memories
May 16-19, 2013

Chairman

Babette Overman • 703-586-7278 / 859-792-8237
bsoverman@gmail.com

Assistant Chairmen

Linda Newman • 859-873-3847 • lnewmantroy@gmail.com
Anne Lowe • 859-273-1120 • loweimpact@insightbb.com

*The 2013 All Scales Houseparty
Committee invites you to apply to
teach pre-convention and registered
workshops, present a themed luncheon,
or be a dealer in the sales room.*

Deadline: July 2, 2012 (postmark)

Workshops - Pre-Houseparty

Sharon Anderson • 270-273-5947 • sande93324@aol.com

Workshops - Registered

Abby Vukovich • 812-867-0308 • abbyvukovich@yahoo.com

Theme Luncheons/Special Events

Lynne Joehnk • 513-860-3044 • phinlil@hotmail.com
Marge Hrncar • 859-881-9007 • doublesmd@hotmail.com
Annie Nava • 859-421-5287 • annienava@yahoo.com

Sales Room/Public Day

Mary Barrett • 614-792-2723 • artist1118@aol.com

2013 National Convention Tucson, Arizona - At Night in the Museum

Chairman: Stephanie Engeseth, 760.603.9495, fujin200@usa.net • Co-Chair: Sheila Benjamin, 310.558.0888, sheilabenjamin@aol.com

**The 2013 Committee invites you to apply to teach the pre-convention and registered workshops,
present a themed luncheon, or be a dealer in the sales room.**

Application deadline is September 1, 2012

More information is available from:

All Workshops: Debbie Young, 530.478.9658 • yngathrt@gv.net

Sales Room: Georgia Queen, 503.472.2618 • georgiaQ@aol.com • Jean Lierman, 503.472.2054 • tojean@frontier.com

Theme Luncheons: Janet Smith, 595.532.5432 • desertminis@gmail.com

Please use current applications: Go to the NAME website www.miniatures.org, in the Documents and Forms section and download the applications. Please read and follow the instructions carefully.

Deadline: September 1, 2012

Also visit us at: www.2013TucsonHouseparty.org

Send information for the Bulletin Board to:

Dorothy A. Hansen, PO Box 1285, Monroe WA 98272-4285 • E-MAIL: MiniGazette@aol.com

NAME A-3 Region All Scales Houseparty 2013

Playtime Memories

Imagine the most endearing little playhouse: It's covered with clapboard siding, and two little windows flank the front door; painted trim adds to the charm. Got the picture?

This little playhouse can be yours! If you attend "Playtime Memories," Region A-3's Houseparty in Lexington, Kentucky, on May 16-19, 2013, you can sign up to build one of your very own. The project is a fund raiser for NAME.


Participants in the Thursday night fundraiser event will receive a pre-constructed shell, along with a kit containing siding for the front and sides and decorative trim for the front. Kits will be available in all sizes, thanks to Phil and Lynne Joehnk, who are in charge of the 1" and 1/2" versions, and Abby Vukovich, who will provide the 1/4" scale kits. A total of 125 kits will be offered, available only to registrants at this Houseparty.

The cost of the Thursday night event is \$45. Registered Houseparty participants may order an additional kit of any scale, but kits must be picked up at the Houseparty; kits will not be shipped.

NAME members who attend the Regional Houseparty will be receiving three souvenirs and a whole series of favors related to the theme – "Playtime Memories." Can you think of a better place than this delightful playhouse to store your brand-new toys?

**Dealer, Workshop,
and Theme Luncheon
Application Deadline:
(postmark) July 2, 2012**

**Registration Opens
November 15, 2012**



Lexington, Kentucky • A-3 Regional Houseparty All Scales • Playtime Memories May 16-19, 2013

Dealer, Workshop, and Theme Luncheon Application Deadline: (postmark) July 2, 2012
Registration Opens November 15, 2012

Chairman

Babette Overman
703-586-7278 / 859-792-8237
bsoverman@gmail.com

Assistant Chairman

Linda Newman • 859-873-3847
lnewmantroy@gmail.com

Anne Lowe • 859-273-1120
loweimpact@insightbb.com

Centerpieces

Anne Lowe • 859-273-1120
loweimpact@insightbb.com

Exhibits

Jennifer McCracken • 859-200-6535
jenmini@windstream.net

Home Improvement Seminars

Victoria Fox
317-784-0111 • foxvictoria@aol.com

Host/Hostess

Judith Granbois • 812-332-5781
jgranboi@indiana.edu

Mini Exchange

Kim Wood
317-502-6961 • gwood14@att.net

Operations Room

Pam and Jerry Unger
502-290-0121 • jlpj@gmail.com

Registration

Lee Baker
859-885-5438 • lab1143@insightbb.com

Roundtable Workshops

Kim Wood
317-502-6961 • gwood14@att.net

Sales Room/Public Day

Mary Barrett
614-792-2723 • artist1118@aol.com

Souvenirs

Terri Reasor
304-525-3905 • treasurer1@comcast.net

Tote Bags

Kelly Hanna-Carroll • 812-280-7736
kellycarroll@insightbb.com

Nancye Johnson • 502-896-1227
johnson.nancye@gmail.com

Workshops - Pre-Houseparty

Sharon Anderson
270-273-5947 • sande93324@yahoo.com

Workshops - Registered

Abby Vukovich
812-867-0308 • abbyvukovich@yahoo.com

Door Prizes

Gwen Campbell • 352-377-7053
gwensminiatures@hotmail.com

Karen Barone • 561-641-6858
baronek@bellsouth.net

Gold Star

Carol Hudson • 574-546-2046
jpcdhudson@embarqmail.com

Hospitality

Tracy Wilson
317-784-0111 • tw1014@msn.com

Houseparty Helpers

Lesia Lennex
606-783-1775 • llennex@yahoo.com

Souvenir Book

Linda Newman • 859-873-3847
lnewmantroy@gmail.com

Jennifer McCracken
859-200-6535
jenimini@windstream.net

Theme Luncheons/Special Events

Lynne Joehnk
513-860-3044
phinlil@hotmail.com

Marge Hrncar
859-881-9007
doublesmd@hotmail.com

Annie Nava
859-421-5287
annienava@yahoo.com

Thursday Night Event

Phil Joehnk
513-860-3044
phil.joehnk@gmail.com

Silent Auction

Colleen Walker
239-649-7251
colliep@embarqmail.com

Houseparty Liaison

Jane Justis
859-233-1077
jjustis@insightbb.com

STATE DAYS

• 2012 •

E-2 Texas

Saginaw, Texas
July 14, 2012
Christmas in July

N-2 California

South Lake Tahoe, California
August 17-18, 2012
Patio on the Lakeshore

NAME Day 2012

October 6, 2012
The Alcove

E-2 - Oklahoma

Oklahoma City, OK
October 27, 2012
Tuscan Terrace Time

N-1 Arizona

Mesa, Arizona
November 3, 2012
Memories in the Attic

• 2013 •

N-2 California

Oroville, CA
February 23, 2013
Tea House of the New Moon

E-1 Virginia

April 13, 2013

E-3 North Carolina

April 27, 2013
I'll Be Outside

See the Calendar Section or the
NAME website for more information
about the events listed here.

HEADLINES

CHARLOTTE, NORTH CAROLINA
2012 NATIONAL CONVENTION
NAME's 40TH ANNIVERSARY
NAME - 40 Years of Sharing
July 26-29, 2012



LEXINGTON, KENTUCKY
A-3 REGIONAL HOUSEPARTY
All Scales
Playtime Memories
May 16-19, 2013

Dealer, Workshop, and Theme Luncheon Application Deadline:
(postmark) July 2, 2012
Registration Opens November 15, 2012

TUCSON, ARIZONA
2013 NATIONAL CONVENTION
At Night in the Museum
July 11-14, 2013

Dealer, Workshop, and Theme Luncheon
Application Deadline: September 1, 2012



MINIATURE GAZETTE HOUSEPARTY ~ IN A MAGAZINE!



Over the Hill Retreat
August/September 2013
All Scales!

LOCATION: Wherever the Magazine Goes!
Look for it in the Special May/June 2013 Issue

ON LINE HOUSEPARTY
Our Miniature World of NAME • April 22-27, 2014

St. Louis, Missouri • 2014 NATIONAL CONVENTION
Rolling on the River • July 17-20, 2014

GREENVILLE, SOUTH CAROLINA • E-3 SMALL SCALES HOUSEPARTY
Touring Tuscany • September 11-14, 2014

MADISON, WISCONSIN • SMALL SCALES HOUSEPARTY
NAME County Fair • May 1-3, 2015

"At Night in the Museum" 2013 National Convention, Tucson Arizona



**Come join us for the 2013
National Miniature
Convention
Tucson, Arizona
July 11-14th**

www.2013TucsonHouseparty.org

Our 2013 National Convention in Tucson promises to bring some delightful surprises. Keep an eye out for our next article...it will reveal some of the exciting new events. You may also visit our website for further updates on our activities at:

www.2013TucsonHouseparty.org.

Our theme for the 2013 convention is "AtNightintheMuseum," and if you join us you'll have the opportunity to visit, with free admission, the fabulous "Mini Time Machine" miniature museum. Transportation from the hotel to the museum and back again, will be provided for a nominal fee.

The spectacular "Hilton El Conquistador Golf & Tennis Resort" (www.hiltonelconquistador.com) is our venue; it is nestled in the foothills of the Santa Catalina Mountains on 500 acres of high Sonoran Desert. We will have the lowest room rates we have had in years, only \$105/night and free self-parking. You can choose between a traditional hotel room or a 1, 2, or 3 bedroom casitas with a living room, kitchenette, and central living area. A quick call to the Bell Desk will get you a ride to the hotel lobby. What a great opportunity for those who love to bunk with their friends and share the day's events.

For those of you thinking about the

heat in Arizona, let us assure you that the hotel is laid out in such a manner that getting from your hotel room to the convention area requires only one or two quick 20-foot walks through an open breezeway, depending on which building you are in. The buildings with the sleeping rooms have inside halls and are all air-conditioned.

Tucson is the second largest city in Arizona. It is located in the Southwest United States in southern Arizona, and it is one of the oldest continually inhabited areas in North America. Tucson has a small-town feel, but metropolitan Tucson's population is more than 1 million and is the home of the University of Arizona. Shopping is another great attraction for our hobby, with several quilt shops, a bead store, gem shops, and of course, the spectacular new "Mini Time Machine" miniature museum.

Please put July 11th on your 2013 calendar and plan to join us for this wonderful adventure in miniatures.

TUCSON, ARIZONA • 2013 NATIONAL CONVENTION

At Night in the Museum • July 11-14, 2013
Hilton El Conquistador Tennis & Golf Resort, Tucson AZ

Dealer, Workshop and Theme Luncheon Application

Deadline: (postmark) September 1, 2012

Registration Opens February 1st, 2013



• **2013 Steering Committee •**
Chair - Stephanie Engeseth
760-603-9495 • 760-815-3918 cell
Fujin200@usa.net

Co Chair - Sheila Benjamin
310-558-0888 • 310-351-1353 cell
sheilabenjamin@aol.com

Auction - Donna Jacques
949-595-4427 • djminifan@yahoo.com

Centerpieces - Jackie Hoefert
858-450-3412 • jhoefert@sps.com

Gloria Osborn
619-298-2447 • globob22@yahoo.com

Charity - Sally Lonn
623-466-8708 • 425-785-0625 cell
sallylonn@gmail.com

Door Prizes - Ginger Anderson
623-465-7994 • 623-385-6193 cell
ginnymini@aol.com

Exhibit Room - Beth Giachetti
520-299-5140 - 520-240-0830 cell
giaaz1@comcast.net

Garage Sale - Grace Mlynowski
818-985-4884 - 818-419-1695 cell
mlynowskigrace@yahoo.com
Phyllis Wilson 818-763-2664
ohmom1@aol.com

Goldstar - Betty Hodges
805-771-8501 • beachbetty@aol.com

Home Improvement - Sally Lonn
623-466-8708 - 425-785-0625 cell
sallylonn@gmail.com

Hospitality Room - Pat Bigham
714-532-3767 - 714-401-4339 cell
bighampat@yahoo.com

Hosts/Hostesses - Joann Haugen
714-335-0319 • bigputt@aol.com

Judy Meyer
909-599-1080 909-964-4627 cell
judmeyer@verizon.net

Houseparty Helpers - Eve Karoblis
530-477-2500 • emabe@sbcbglobal.net

Connie Yonkers
916-663-9592 • olposminis@att.net

Museum Liaison - Donna Henricks
480-807-3147 • dhenricks@cox.net

Operations - Pat Frost
425-271-0578 • 425-890-2372 cell (best)
frostpl@aol.com

Public Day - Beth Giachetti
520-299-5140 520-240-0830
giaaz1@comcast.net

Publicity
Currently Staff Managed Contact the Chairman

Registration - Jenifer MacLowry
562-691-4745
jmaclowry@yahoo.com

Pat Hausman
714-871-5487 • miniapat@yahoo.com

Roundtables - Barbara Thornton-Hill
530-265-5704 • bathca@gmail.com

Sales Room - Georgia Queen
503-472-2618 • georgiaQ@aol.com

Jean Lierman
503-472-2054 • tojean@frontier.com

Souvenir Book - Jill Ann Lee
801-255-1077 (hm) 801-575-6662 (wk)
jillanlee@integra.net

Colleen Middleton
801-277-7176
minimiddleton@yahoo.com

Souvenirs - Rose Rosendahl
760-753-3401 • roser@roadrunner.com

Swaps - Amy Rauch
706-228-7239 • rauchfam@aol.com

Theme Luncheons - Janet Smith
575-532-5432 - 530-559-1407 cell
desertminis@gmail.com

Totebags - Jan Feldhouse
702-541-8878 - 702-531-4035 cell
Feldhouse.jan@gmail.com

Tours - Pat Spear
520-722-1564 • pmspear@gmail.com

Workshops - Debbie Young
530-478-9658 • yingathrt@gv.net

Over the Hill Retreat • Houseparty in the Gazette

by Romaine Eyler, Hosting Chairperson

Have you ever felt envious of the person who won the Centerpiece at a Houseparty? Well you are in for a real treat! You can have the Centerpiece for the Houseparty in the Gazette! How, you ask, and what is a Houseparty in the Gazette?

The May/June 2013 issue of the *Miniature Gazette* will be a complete Houseparty. You will have everything that a regular Houseparty has, minus the travel, hotel and food expenses. Every member of NAME can attend this Houseparty.

We will have a centerpiece, available in three scales, as well as workshops, roundtables, exhibits, a sales room, roundtables, tote bags, and a mini exchange. There will even be a very short business meeting.

Plan to join us; the May/June 2013 issue the *Miniature Gazette* will have all the information that you'll need to

know to have a successful Houseparty. Plan your Houseparty for August/September 2013. This will give you time to plan your event, order kits, and/or supplies. The Steering Committee is suggesting that you model the Houseparty after NAME Day... small and large groups getting together in a local place. You could model your Houseparty after the NAME Day format, or use it for several club meetings and spread it out over a couple months. Any method that works for you is the correct method of having this Houseparty in the *Gazette*.

For those of you who remember the Silver Anniversary Houseparty, you will find a few things different this time. All projects can be completed with just the directions in the *Gazette*. Most projects can also be ordered, as in kits from the artists. This is a real bonus for those of use who do not have the equipment or ability to cut our own kits.

We hope that everyone will participate and help out with this *Gazette* Houseparty. The more involved we are, the more fun it will be for everyone. Please watch future *Miniature Gazettes* for more information on helping and participating in the Houseparty.

We welcome and encourage any ideas you might have to make this the best Houseparty in the *Gazette* ever! Please feel free to contact me by e-mail or 410-917-7033.



MINIATURE GAZETTE HOUSEPARTY~ In a Magazine!

“Over the Hill Retreat” • August/September 2013 • All Scales!

LOCATION: Wherever the Magazine Goes!

Look for it in the Special May/June 2013 Issue

(Publication will take place in the May/June issue in preparation for an event at the time of your own choosing in August-September)

This will be a National Houseparty, without the expense of travel, hotel and multiple meals!

More details to follow!

Committee Chairs

Romaine Eyler • 410-917-7033
romaineeyler@comcast.net

Helen Sparks • 410-876-8907
helens@carr.org

Banquet PRESENT

Susan Koelling • 518-456-3286
susan.minime@gmail.com

Brunch FUTURE

Jean Scribner • 978-948-2319
jeanorfred@verizon.net

Centerpieces

Carol Ann Frost • 410-321-1392
carol.ann.frost@verizon.net

Children's Workshop for Public Day

Ramsey Alexander • 410-263-4295
srma@comcast.net

Demonstrations (“How To”)

Olivia Wall • 410-848-5412
ruthsam1@comcast.net

Door Prizes

Helen Sparks • 410-876-8907
helens@carr.org

Exhibit Room

Mary Myers • 301-865-1023
marymomo@comcast.net

Houseparty Helpers

Carolyn Eiche • 718-497-0548
carolyneiche@verizon.net

Newcomers Meeting

Cary Yerves • 707-484-8986
mrminimeister@gmail.com

Opening Welcome

Cary Yerves • 707-484-8986
mrminimeister@gmail.com

Opening Luncheon PAST

Deborah Willis • 216-932-8098
mruss72650@aol.com

Pre-Convention Workshops

Amy Rauch • 706-228-7239
rauchfam@aol.com

Publicity

Anita Myers • 410-974-4937
inchbyinch@nameregione1.org

Myra Payne • 410-729-1595
MyPaynes@verizon.net

Registered Workshops

Debbie Columbo • 845-855-1766
irvfink@gmail.com

Roundtables

Barbara Thornton-Hill • 530-265-5704
bathca@gmail.com

Lisa Panken • 408-269-9966
lpanken@yahoo.com

Sales Room

Gwen Campbell • 352-377-7053
gwensminiatures@hotmail.com

Swaps – 1/4”

Amanda Burt • 301-393-9274
amaburt@yahoo.com

Swaps – 1/2”

Barbara Fairbanks • 559-875-2357
minimage1@aol.com

Swaps – 1”

Marcia Hudspath • 541-689-1706
HnMHuds@aol.com

Theme Luncheons

Harva Basinger • 405-943-5567
HBasinger@climatemaster.com

Tote Bag Favors

Dan & Sharon Zerkel • 614-538-1498
sharonzerkel@att.net

How can I help with the Houseparty in the Gazette?

by Romaine Eyler, Westminster, Maryland

Sales Room

Ads in this Houseparty *Gazette* will be avidly gobbled up by our members. If you are interested in placing an ad in the "Sales Room", please contact Gwen Campbell at gwenminiatures@hotmail.com or 352-377-7053 for further information.

Pre-convention Workshop

Amy Rauch is looking for someone interested in doing a pre-convention workshop. Must be able to do the project completely with directions in the *Gazette*. Contact Amy at rauchfam@aol.com or 706-228-7239.

Houseparty Helpers

Add to the fun, please contact Carolyn Eiche at carolyneiche@verizon.net or 718-497-0548 to contribute a Houseparty Helper.

Roundtables

If you would like to submit a round table for the *Gazette* Houseparty please contact Barbara Thornton-Hill at bathca@gmail.com or 530-265-5704.

Door Prizes Wanted!

Door prizes are special miniature gifts valued at \$10-50 that all Houseparty attendees have a chance to win. The more donations we receive, the more winners there will be. Look for more information about how to donate and how to win in a future issue of the *Gazette*, or contact Helen Sparks helens@carr.org or 410-876-8907 for more details.

Houseparty Gazette Exhibitors

Get your cameras ready!! The Spring of 2013 may sound like a long time from now, but for publishers it is not. If you

want pictures of your lovely treasures in the Houseparty *Gazette*, get your cameras ready. The official exhibit form will be published in the next edition of the *Gazette*. The deadline for submission of pictures will be October 1st. Don't let the summer fly by you, dust off your minis and shine the light on them now. Questions, contact Mary Myers marymomo@comcast.net or 301-471-4582



FOR THE LOVE OF LITTLE THINGS IN A BIG WAY!

Special Offer

for N.A.M.E. Clubs

Miniature Collector is pleased to offer a special discount subscription offer to N.A.M.E. Club members. Members can begin or renew their subscriptions and each will receive a \$2.00 discount. A minimum of four subscriptions must be sent together to receive this special price. Send all names and addresses together with one check, individual checks, or Visa, MasterCard or Discover card information, or call 800-458-8237 and pay by credit card. Don't miss the exciting projects planned for future issues. Subscribe today to *Miniature Collector* magazine and experience the fun and joy of miniatures as each issue of *Miniature Collector* brings the best directly to your home.



SUBSCRIBE TODAY!

(Prices are before N.A.M.E. Club Discount)

12 ISSUES 1 YEAR \$39⁹⁵

Outside USA: \$63.95 (US Funds)
SAVE \$31.93 or 45% OFF
THE US COVER PRICE

24 ISSUES 2 YEARS \$74⁹⁵

Outside USA: \$122.95 (US Funds)
SAVE EVEN MORE! 48% OFF
THE US COVER PRICE

CHARGE BY PHONE
800-458-8237

248-477-6650
FAX: 248-477-6795



N031

Miniature Collector



30595 Eight Mile, Livonia, MI 48152-1798

www.scottpublications.com



- Open to all NAME Members
- Online Classes
- Swaps
- Tips
- Room Mate Finder

NAME
Online Region

www.miniatures.org

NAME is now on Facebook!

The Board of Trustees is pleased to announce that we now have an official Facebook page. Over the past few years a number of “unofficial” pages created by well meaning individuals have appeared on Facebook, but working with the staff at Facebook, all of those pages have been removed and we now have the only authorized page. At this time we don’t have our official URL address, as we need 25 “likes”

in order to get that. So please visit our new page and be sure to like us so we can get our NAME address. In the meantime, visit the site at our temporary address:
<http://tinyurl.com/844f2n2>

The Board would also like to extend our special thanks to our Facebook Administrator, Marti Icenogle. Marti has worked very hard to create our page and we are

both grateful and appreciative of the wonderful job she has done. If you would like to submit additional pictures or information to Marti, you can email her at:
Facebook@miniatures.org



Visit us on
Facebook

NAME Monthly Special Events • July/August 2012

By Barbara Thornton-Hill, Special Events Chairman • Nevada City, California

Let’s get things done. I hope you will all participate and try to do this one thing each month? Remember our motto of “Only through sharing.....” and this is a great way to give some focus to our sharing.

Please email, snail mail or post to the Online group, information about what you did and the results. Reporting your achievements on the NAME Online group will count as reporting to me and I’ll pick up your name from that posting to go into the drawing. Other members will also benefit from your ideas and it makes for good discussions and reminders to other members to participate.

If you contact me with your name, report on your event, and your contact information by the 15th of the month following the special event, your name will go into a drawing for a special kit or gift for that month. There will be a prize for each month’s event so you can get into 12 different drawings if you want.

RULES of the Prize Drawings:

1. The deadline for reporting on your experience is the 15th of the following month of that event. (for

example, if you organize your kits in January, you have until February 15th to notify me of your experience and get into the drawing.

2. You must be a member of NAME to qualify for a prize. (This is a NAME sponsored activity.)
3. You must report the activity during or right after the month of that activity. In other words, please don’t report something you did that would fit the activity in June until June. Don’t send it to me in March.

You can contact me at the following:
Barbara Thornton-Hill
13703 N. Bloomfield Rd.
Nevada City, CA 95959
530-265-5704 • bathca@gmail.com

JULY

40 Years of NAME

This month, we celebrate NAME’s 40th birthday at the National Convention and everywhere. How long have you been a member of NAME and what does NAME mean to you? Tell us why you joined, maybe a funny or memorable story about attending a NAME event or maybe one of your best moments with another NAME member?

(A special thank you to Thuy Means for this idea. I welcome any ideas you might have for the Special Events.)

AUGUST **Donate and/or** **Sell some minis**

Well, you’ve got a lot of your minis and tools cleaned out and organized by now, so I’m sure you have some that you need to dispose of. How about donating them to your local State Rep or Regional Coordinator for the Grab Bags. Grab Bags are a great source of extra funds for your region and what you don’t want may be just the right treasure for someone else. You can also donate them to the National organization for Auctions, Estate sales, Houseparty Helpers, Doorprizes or Garage sales. Contact your local reps or NAME and I am sure someone will be happy to come and get your donations. You know, these donated items to NAME or NAME Regions are contributions to a non-profit organization so are tax deductible.

Let us know what you did with your donations and doesn’t it feel good to have more room to add some newer items to your collection OR just have more room?

Of course, you might want to sell some of your treasures. You might try eBay, local Flea Markets, your own club? Most of our treasures do not bring in what was paid for them. Plan on 50% or less for most things. How did you do? What venue did you use to sell your items? Please share with all of us as we all seem to get to a point where we need to dispose of some of our treasures.

Insider News: *Industry announcement of new promotions or products, openings and closings, etc.*

Miniature Time Machine Museum

The Miniature Time Machine Museum isn't just a place to visit for our 2013 convention, it is a unique state-of-the-art experience dedicated to miniatures and miniaturists. Located in Tucson Arizona, the museum has created a special way to enjoy the museum from the comfort of your home and has invited NAME to participate in their venture.

Called "The Mini Times", this wonderful monthly newsletter is sent to online members of the museum. Monthly themes cover a variety of collections, biographies and how-tos - and best of all, NAME has monthly columns! Part of what makes NAME's contributions

special and interesting is the great variety of information shared from all across the country!

All NAME members are invited to contribute to upcoming newsletters...its simple:

First, check out upcoming themes. Do you have a collection or interest in this area?

Then, contact Leslie Hopwood dhopwood@san.rr.com or 858.442.6117

Working with Leslie, you may be able to contribute to an upcoming article. Don't worry, you don't have to do any writing if its not your thing...please contact Leslie ASAP so we can get started and meet our upcoming deadlines!

Upcoming Themes and Deadlines:

- Patriotism, Independence, Americana / June 20
- Back to School, Educators/Education, Classes, Learning, Techniques / July 20
- Ingenuity, Unusual containers, Repurposing, Found Objects, Upcycling / August 20
- Mystery, Witches, Goblins, CSI, Clues / September 20

Please don't wait until the last minute, contact Leslie now!

Also needed:

"Tips & Tricks" for the miniature artist, we all have them - what's yours?!

WELCOME NEW AND RETURNING MEMBERS

REGION A1

Pamela J. Bacher, Bridgeton MO
Carol J. Blanchfield, Hopkins MN

REGION A2

Julie Anne Otten, Omaha NE
Veronica A. McCaffrey, Denver CO
Connie Kline, Pittsburg KS
Carol Overbey, Lawrence KS
Michelle Hunt, Salt Lake City UT

REGION A3

Daniel LeBrun, Monroe MI
Debbie Ruhl, Louisville KY
Jean Karen Freye, Muskegon MI
Ruth Mason, Columbus OH
Lois M. Frederick, Loveland OH
Sheryl Hartz, Akron OH
Jeannette Bashore, New Carlisle IN
Mary D. Houghton, Clinton MI
Debi Hayes, Syracuse IN

REGION E1

Ronald L. Culbertson, Towson MD
Kathy Maddox, Lynchburg VA
William John Meyer III, Virginia Beach VA
Roberta Fairman, Gloucester VA

REGION E2

Lisa Sikes, Port Aransas TX
Carol Buchanan, Oklahoma City OK
Barbara Alice, Richardson TX
Karen Haggard, Euless TX
Patrencia S. Cook, Diamondhead MS
Suzanne M. Klibert, LaPlace LA
Sue Anne Wake, Tomball TX
Keely Carson, Dallas TX
Barbara Crowder, Gentry AR
Gene Alice, Plano TX

REGION E3

Laurie Ann Meckle, Jacksonville FL
Michele Hartwell, Greenville SC
Donna H. Vanaselja, Melbourne FL
Richard Huff, Conyers GA
Kathryn Matthews, Concord NC

Denise Crescitelli, Margate FL
Dale Hoyle, Lawndale NC
Cheryl Bottorff, Nokomis FL
Kate Duquette, Greensboro NC
Elaine Alexander, North Fort Myers FL
Sandy Andrews, Savannah GA
Cynthia R. Mori, Miami FL
Bruce Fuller, Aiken SC
Lyn Hensel, Columbia SC
Rachel Martinez, Norcross GA
Tony Howell, Rydal GA
Phoebe Martin, Flowery Branch GA
Marsha King, Spring Hill TN
George O. Lusby, Spring Hill FL
Kelli Franklin-Joyner, Alpharetta GA
Angela M. Reavill, Wilkesboro NC
Sharon Haygood, Rydal GA
Merri Schiavone, Enterprise AL
Kimberly Lay, Meridianville AL
Douglas Keltner, The Villages FL
Nathaniel Land, Columbia SC
Nancey Land, Columbia SC
Susan Fiet, Fuguay-Varina NC
Marcia M. Rock, Sharpsburg GA
Leslie Nordness, Hoover AL

REGION M1

Irene Sobotinc, Ohoenixville PA
Melinda Holfelder, New Wilmington PA
Julia Watson, New Castle DE
Joan T. Scott, Allentown NJ
Nelson B. Thomas, Sloatsburg NY
Elizabeth Thomas, Sloatsburg NY

REGION M2

Roberta Andresen, Raynham MA
Helen J. Valerio, Cummaquid MA
Ginny Purslow, Exeter NH
Helen Gillis, Malden MA
Lois Smedley, Alton NH
Julie Doherty, Rindge NH

REGION N1

Marilyn A. Miller, Tucson AZ
Amaranta Flores, Chula Vista CA
Carol Wagner, Joshua Tree CA
Linda T. Schmidt, Rancho Cucamonga CA

Susan Buel, Los Osos CA
Sara Risley, Tucson AZ
Sheryl Clement, San Diego CA
Ed Lopatinsky, San Diego CA
Mary Visner, Phoenix AZ
Donald Shahan, Los Osos CA
Susan Barker, Coto De Caza CA

REGION N2

Sharon Clemans, San Diego CA
Melissa Moore, San Francisco CA
Kem Tetlow, Concord CA
Genevieve Brown, Visalia CA
Connie Springer, San Jose CA
Connie R. Asaro, San Mateo CA

REGION N3

Christine Priel, Post Falls ID
Robert Fox, Bend OR
Trish G. H. Hannigan, Bellingham WA
Susan Peach, Klamath Falls OR
Dycie Melton, Medford OR

CANADA - EAST

Lois Williams
Durham Bridge, New Brunswick

CANADA - WEST

Pamela Thompson
Lethbridge, Alberta



New Life Members

Vernis Ross
Ruth Stewart

Philadelphia Miniaturia 2012

World's Finest Miniature Artisans

Please join us for our 44th Show & Sale

It's a Small World!



Our popular Friday Preview & Sale is limited and includes three day admission, hors d'oeuvres, cash bar and early shopping Saturday morning. Advance Registration \$25.

PREVIEW & SALE *Friday Nov 2nd 6pm to 9pm & Saturday Nov 3rd 9am to 10am*

SHOW & SALE *Saturday Nov 3rd 11am to 5pm & Sunday Nov 4th 11am to 4pm*

CLASSES *Monday, Tuesday, Wednesday, Thursday, Thursday Evening & Friday • Pre-Show*

MAKE MISCHIEF WITH NAME • A Gathering • Thursday Nov 1st 7pm to 9pm

Mingle with old friends and make new friends, while enjoying a variety of free make and take activities. Join us ~ for the fun of it!

SPECIAL EXHIBIT It's a Small World • Saturday & Sunday during Show hours.

Sponsored by NAME and Miniature Collector

JUST FOR KIDZ *A special sales area for kids 12 and under only. Kids can also display their creations in the special exhibit and participate in make and take activities.*

Saturday and Sunday during Show hours.

AUCTION *Sunday Nov 4th 9am to 11am • To Benefit IGMA • www.igma.org*

**Crowne Plaza Hotel 2349 W. Marlton Pike (Route 70)
Cherry Hill NJ 08002**

PO Box 7617 Wilmington, DE 19803 USA Phone 267-684-6276 Fax 215-754-1800

www.philadelphiaminiaturia.com

Announcing a Special Contest using the 2007 Regional Houseparty souvenir star shaped table made by Bespaq

**1" scale
White Star Shaped Table
with painted floral design
by Bespaq
only \$18! Free Shipping
Regular price \$28**



Simply use the star table to make a stand alone piece,
a scene or a setting as NAME member, Annie Nana did.
(See page 16 of the May/June *Miniature Gazette*)
Order your table on page 47.

Your creativity will be the criteria in selecting our prize winning vignettes.

You may add as much or as little as you wish.

Kitbash it!

Send in 3 photographs of your stand alone piece or your vignette and a short paragraph
on how you created your "Star Table Challenge".

Send your entry to the NAME office no later than November 1, 2012.

Entries postmarked after that date will not be accepted.

Numbers will be assigned to the photographs before sending them to the judges so the entries
will remain anonymous. An article and photo of the winning artisans and their projects will appear in a
future issue of the Gazette. Winners to be announced November 30, 2012.

Judged by a panel of 3 NAME members

**First Place \$100
Second Place \$50
Third Place \$25**

Send photos of your project to:

NAME "Star Table" Contest, PO Box 69, Carmel, IN 46082

DEADLINE: November 1, 2012

Photos will become the property of NAME and will not be returned.

Centerpieces you will see at the 2012 National Convention in Charlotte, North Carolina



1988 "Fiesta de los Amigos" by Jan Sylsberry.



1972 when NAME started, a "museum" exhibit focusing on NAME's beginnings with examples of many of NAME's firsts, by Lynn Frank.



A fifties theme, it's a model of the Cunningham livingroom on the top and Arnol's on the bottom from Happy Days by Johnnie Aranda.



1987 "Attic Adventures" by Jane Payne.



One inch scale representation of a "Weekend in the Country" for 2004 by Marie Bird.



1996 "Garden of Delights" in Arlington, Virginia by the Asheville Miniature Enthusiasts. Anyone who attended this convention will remember the men's bathroom that was converted to a lady's room because there were so many women there - they put flowers in the urinals and everyone ran in there to take pictures.

NAME National Convention Public Day

by Jane Payne and Amy Rauch



The excitement is building! The Steering Committee is working night and day! The post office is overwhelmed with packages making their way to Charlotte, North Carolina to Georgia to South Carolina and other points where our Committee members live!

NAME's 40th Anniversary Party/National Convention is shaping up to be the BEST Convention ever! We have a full registration of 500 lucky people, and a waiting list, too.

If you did not get a chance to register for this once-in-a-lifetime event, you can still participate. You can see all the wonderful exhibits that our members have brought, and you can enter the Sales Room and visit our dealer's tables. Public Day is the one time that we open the doors wide and let everyone join in the fun.

Public Day will be held on

Sunday, July 29, 2012, from noon to 4 p.m. The Convention is being held at the Blake Hotel, 555 South McDowell Street, Charlotte, North Carolina. There will be signs to help you find the exhibit and sales rooms.

The Exhibit Room will showcase miniatures from all over the country, in all scales from "unbelievably tiny" to 1" scale. Some highlights include spectacular work from local miniaturists, including two special exhibits from Gordon Rutherford of North Carolina, and an amazing 1" scale conservatory from Susan Farnik of South Carolina. Cameras are welcome in the Exhibit Room.

Our sales room will have more than 60 dealers from all over the country, many of whom don't often come to this area. It is a great chance to meet well-known miniature artisans that you may have only read

about, and a chance to learn about artisans who are new to miniatures. They will have miniatures for all ages, in all scales, and all price ranges. Truly something for everyone!

Cat Wingler, noted miniature doll artist, says: *"Dealers usually have their best work at a National and there is always some of that special stuff available at Public Day. Also, it gives an out-of-town dealer a chance to show their work to a new audience....most dealers are also collectors and love to meet other collectors just like the rest of us"*.

Please join us on Sunday, July 29, 2012, from noon to 4 p.m. You can shop, and look, and take pictures, and dream, and get inspired!

Visit the NAME website for more information: www.miniatures.org

• Dealers •

—Continued on next page

Public Sale Days & Exhibits Sunday, July 29, 2012 • Noon to 4:00 P.M.

Blake Hotel, Charlotte, North Carolina, 555 South McDowell Street
Sales Room Admission \$5.00 Adults (with NAME membership card - \$3.00)

Children, ages 12-15 - \$3.00 (under 12 Free)

No strollers please • Free Exhibit Area

Wear Your Regional Pin With Pride!



Available at the NAME table • \$5

Also available:
NAME House Pins &
Houseparty Pins

Pat's Bloomers
Hand Painted Miniature Flowers

Patricia A. Brehm-Nash
• I.G.M.A. Artisan •
• NAME • CIMTA •

1201 W. Valencia Drive, #221
Fullerton, CA 92833

714-813-5019
Email: PBNWB@aol.com

Visit these great dealers at the 2012 National Convention in Charlotte, North Carolina *"40 Years of Sharing"*



Acorns by Oak/JAR/JAF Miniatures
Acquisto Silver
Aminithing
Anderson Originals
Angelhare Creations
Barbara Wilson, Fine Arts
B.J. Critters
B J Miniatures
Bonney Babies
by Rachelle
Carolyn McVicker
Carolyn's Creations
Cascade Miniatures
Cat Winger
D&K Enterprises
Dave's Attic Miniatures
Desert Minis, Inc
Dorothy's Doo-Dads
Exceptional!
Ferenc Albert Miniatures Glass
Flight of Fancy

Ginger Landon Siegel
Grapevine
Hairy Potter's Pottery
Handworks
Hansen & Fortin
Harva's Little Things
Jan Be Nimble
Jim Pounder Sculptures
Jo Dewane Miniatures
JoAnne Roberts
Kummerows
Level Land Dolls & Miniatures
Linda Raih Miniatures
Marilyn Crockett
Melanie House
Mini Decorators
mini-gems
Mini Stitches
Mini Things
Moe Miniatures
NAME

Pat's Bloomers
Raggedy D's Miniatures
Robin Betterley's Miniatures
Sally Manwell
sdk miniatures LLC
Shannon Moore
Silver Fox Creations
Smaller Than Life
Stewart Dollhouse Creations
Sue Ann Ketchum
Sue Herber
Suzanne & Andrew's Miniatures
The Dolls' Cobbler
The Quarter Source
Tom Walden
Trims N Things by Drucille Conrad
True2Scale
Wildwood Dollhouse
Young at Heart

Happy Birthday NAME!
Suzanne & Andrew's Miniatures
presents
"AmericanA"



1/4"
House
Kit

PO Box 111, Nolensville, TN 37135
Phone/Fax: 615/776-5981
Email: suzandmini@aol.com
Visit us on-line at: www.andrewsmini.com

Raggedy D's
Miniatures



Specializing in Handcrafted Foods
and Porcelain Dolls
www.raggedyds.com
352-472-6315

TRIMS-N-THINGS
By Drucille Conrad

Doll House Supplies
• Ribbons • Lace • Tools for Miniaturists

See us at:
• NAME National, July 26-29, Blake Hotel,
Charlotte, NC www.miniatures.org
• Philadelphia Miniaturia, Nov. 2-4, Crowne Plaza Hotel, NJ
www.philadelphiaminiaturia.com



true2scale
Delightful Paper Kits, LEDs

NEW KITS!
La Boutique Bleue
Paris window
display



www.true2scale.com

Desert Minis, Inc.
Specializing in Small Scale, Highly
Detailed Foods



www.desertminis.com
desertminis@gmail.com

Happy 40th Anniversary NAME!
From Carl's Miniatures



Miniature Food • Holiday Item • Candy
CSbronsdon@aol.com 206-937-5494

Fairy Doors

by Marilyn Boger, NAME Club: Magic of Miniatures, Lansing, Michigan


The charming fairy doors of Ann Arbor, Michigan, can be found in shops, galleries, homes, a cafe, the

library, a theater, and a dentist's office; some inside buildings, others outside. They are standard doll-house size doors

in a variety of styles. On the delightful website: urban-fairies.com you can see pictures of the doors and learn of their history. As a miniature enthusiast I fell in love with the doors and of course had to make one for my home. I used a Mayberry Street door available at Hobby Lobby stores. (Houseworks also makes many styles of doors.) I glued 1/8" thick, 3/4" wide strips of wood to the sides and top of the door frame, glued Houseworks clay bricks to the wood, and used patching plaster (or spackling compound) as mortar. I painted the door cream color to match my own front door and added house numbers and a door knob. A clear plastic strip glued to the back of the door supports the Houseworks carriage lamps. (They do not light, but I left some wire attached in case I want to use them somewhere else later.) The door is attached to the outside of a window near my front door with very strong, tiny magnets I bought at a hardware store. I glued a magnet at each corner of the door and use other magnets on the inside of the window to hold the door in place, without having to attach it permanently.

I added a brick porch (supported by the window ledge) where I display seasonal items such as a Christmas tree, wreath, snowman, mailbox, spring flowers, wicker or Adirondack chair, Easter Bunny, American flag, barbecue grill, scare-crow, and Jack-o'-lantern.

Your door could hang on a wall, sit on a mantel, rest on a window sill, or open into a tiny room under the stairs. Possibilities are endless. Have fun making your fairies welcome.



Displaying Miniatures

by Bruce Steinke, Sandy, Utah

Once upon a time, there was a dining room (hereafter to be known as DR). It was true to its name and functioned as a most excellent place for fine repast, riposte and revelry with family and friends. But alas, over time, the swelling of gatherings increased while poor DR remained steadfast and rigid – unwilling to grow to its new demands. A metamorphosis was truly needed.

One day not long after, B(ruce) and J(udy) had an epiphany! Why not create a new role for DR? At that very moment a christening was done and what once was DR now became the new and

stately MR, Miniature Room. MR's new duties entailed a completely new wardrobe which included:

- 15 bookcases
- 52 shelf strip lights
- 15 twelve volt transformers
- 9 power strips
- 10 six foot extension cords
- A spark of genius to get it all to come to life with but a mere flick of two switches

After all was assembled and tweaked what would appear but an unutilized space that was 3 feet wide, 5 feet tall and a svelte 6 inches deep. What oh what could be found to fill this aching void? To the rescue came the divine DVD cabinet, complete with a host of adjustable shelves that were crying out to all of those slender projects that got lost and ignored on those deep 12 inch bookcase shelves.

Here, then, is a brief look at our new addition, MR.

Brandy the Pug is our gracious Hostess for MR.

If you ever find yourself in the enchanted (or is that decanted) land of UT, MR would be happy for a visit.



The 'svelte' DVD cabinet



Center island behind DVD



Single bookcase



The main entry

Region N2 - MiniCals

by Ruth Heisch, San Jose, California

The MiniCals of Santa Clara Valley has had a very busy spring. While discussing techniques at a meeting last fall, we realized what we have missed by not having the miniature shop experience in our immediate area. We could go there and inevitably run into another mini friend or make a new one. Classes were, for the most part, affordable.

We have a member with a great facility at our disposal so we decided to have a series of six workshops using and giving participants the tools and techniques they need for each project. We've had one a month since January and the first three were very well

received. We did a paperclay workshop making a simple 2-sided foamcore roombox to paperclay the floor, walls and exterior walls and garden. 30 people attended and it was a huge success. The second class was a stained glass window to go in the roombox. Some of the ladies are planning to put the "Alcove" in this room as we designed the window to fit inside the NAME Day project, if desired. The third class was a flower basket and flowers for the garden.



Set up



Nancy Wantiez working on paper clay.



Inside by Karen Laisure

Our next class is the marbleizing of a table for the room. We're doing hats in May and making a lamp shade and electrifying a lamp in June.

Many signed up for the whole series. It has been great fun to get miniaturists together to share and work together. We've been having shoebox sales, bring your own lunch bag and door prizes to boot.

We do hope to do it again next spring and eventually we would like to hire a teacher or two.



Outside by Karen Laisure



Jeralny Spradlin working on a stained glass window.



Margaret Whalen working on paper clay.

Legendary Trunk Vignette

by Lois Bigley, Cincinnati, Ohio

I was ten or twelve years old, growing up in a predominately farming community. My parents owned a country store in Southeastern Ohio. I can't say it was officially a village, though it has a name, 20 houses, and had a school building for grades one thru twelve, and is on the state road map because it is located on a state road.

When they say "it takes a village to raise a child" I can agree because I remember every house, what the front porch or living room looked like and the family that lived there.

About twice a month I would walk up to visit my Aunt Hazel. I say "up" because my village was in a valley and she lived a mile or so away, up on a ridge where one could see long distances, especially in winter months. Walking along this graveled county road there was an area off the side of the road which was used by local families to dump discarded small items (not appliances, autos, tires). The entire dumping site would fit in a couple dumpsters. A fun place to look for treasures (cup with no handle, picture frame with no glass, bottles, etc).

When I saw the truck in the *Gazette*, this memory came to mind because I

remembered a partially buried old suitcase among the unwanted. After a very rough sketch made on a paper plate, I kept seeing a scene in miniature. I asked my friend, Ardy Grote, if we could each do the trunk project. We have been using Wednesday afternoons as time to work (play) on various miniature projects. I ordered the trunks and we went to a craft store, shopping for a container for our projects. I chose the round cardboard box with lid. The challenge was to make it have the perspective of a hillside in such a confined space. I will admit that I had done a similar outdoor scene in this same box — a scene from Jill Barkem's Bramley Hedge Summer Story. This gave me the courage to try and make this work for the ugly dump scene. There were lots of cuts and patches with florist styrofoam to get the trunk to take on the hillside buried look. Each step in doing any scene, large or small, brings it closer to your mental image. And hopefully you will know when the "stop—no more needed" stage is reached.

When we submitted our photos for the contest, I thought mine was complete. A few weeks later, looking at it I knew something was missing — THE



Lois Bigley, first place winner of the legendary trunk vignette contest and Babette Overman.

BLUE BOTTLE! This is what has tied the memory to my heart for so many years. (I still have the blue bottle I found some 66 years ago.) It went with me when I left home after high school, has been in every apartment or home before and since my marriage. Each summer it is filled with black-eyed susans for our breakfast table. With the aide of a blue magic marker, the scene is now complete with a blue bottle.

For a bit of history, I discovered miniatures and joined the Miniature Society of Cincinnati and NAME 33 years ago. I've been privileged to work on projects for the first A-3 Regional, two NAME National Houseparties, several centerpieces and countless tote bag favors. Like going to the college of miniature knowledge. The most enjoyment I have had these many years is when I get involved in a specific project which tells a story, recreates a certain scene from a book or movie — has personal meaning for me or the person I am doing the scene or memory box for. One challenge I won't soon forget is a memory box commissioned by a friend to honor a family member's wedding. I asked for a picture of the wedding cake. This caused me to create a seven-tiered acrylic stand holding 300 plus different sized cupcakes! I will not be making fimo cupcakes anytime again soon.

One last note, even more difficult than the perspective challenge of a hillside was to destroy the handsome "Louis Vuitton style" trunk with scrapes, dirty paint and to bury it into a pile of styrofoam. My apologies to Pamela Klindinst.

My thanks to Shirley Peterson, who's trunk souvenir from Orlando convention has inspired and once again shown us the many creative sides of our NAME members. — Babette Overman



Legendary Trunk Winners



2nd Place Winner

Sewing Room

by Joan Hallock

South Jamesport, New York

I joined Homemakers about three years ago in Jamesport, New York and I was inspired by all the things they make. We knit, crochet, make quilts, do different crafts and do sewing. They teach classes all year so you can learn many new things. We have a good time and enjoy each others company. This is why I have done my trunk in this theme.

3rd Place Winner

Tribute to Shirley Temple

*by Jersey Inchkins Club
New Jersey*

Our club imagined that perhaps miniaturists who first joined NAME In 1972 might have looked back to their childhoods of the 1930's and fondly included Shirley Temple in their miniatures displays. We brainstormed, researched and collaborated to create a vignette representing the movie career of this multi-talented child star who lifted the spirits of a mid-depression era public.

Miniatures included in our display were made or donated by club members, much of it featured in the leather Wardrobe Trunk (ironically made by another Shirley, NAME member Shirley, Peterson.)

The backdrop of our vignette was created by altering a curved-back papier mache' trunk which sits vertically on a 9" x 13" picture frame; we replaced the glass insert of the picture frame with foam core covered with carpeting. The interior of the trunk was wallpapered and outfitted with Shirley Temple memorabilia, as well as toys and other items from the 1930's. Shirley and the other dolls on display were handcrafted by club members, as were outfits and accessories from several movie roles.

At the front left corner is a Chrysn-



bon table holding a handmade pen and mail from fans who await the return of an autographed picture from the much loved star. Two Oscars were awarded to Shirley Temple (the first ever "juvenile" Oscar at age 6, which was later replaced by a regular sized Oscar), and our hand-made miniature versions are proudly displayed on a corner shelf in the center of our vignette.

The exterior of our display trunk is modpodged with Shirley Temple movie posters. At the back right corner of the base is a handcrafted replica of Shirley's

handprints and footprints as they appear in cement at the famous Grauman's Chinese Theatre in Hollywood.

At the back left corner is an authentic movie studio photograph of Shirley Temple, framed in an actual picture frame from the 1930's, which reminded us of the oversized framed photos of stars that often decorated movie theater lobbies. With gratitude to all those whose early support of NAME established an organization that has brought miniaturists together for 40 years, we offer our "Tribute to Shirley Temple".

Legendary Trunk Winners



5th Place Winner

Paris, France

by Patricia Stinchi

Westhampton Beach, New York

This trunk is in memory of my mother Evelyn. She just loved to travel and take all her beautiful hats, jewelry clothes etc. with her. She had been all over the world, Italy, Egypt, Greece, Turkey, England, Holland, China and Germany. This is the time she went to Paris, France and had to take the best of everything with her!

4th Place Winner

Grandmother's Attic

by Janet Taylor, Hendersonville, North Carolina

My sisters and I got the "job" of cleaning out our grandmother's attic. What a delightful surprise to find her old trunk. It was filled with so many treasures - her old wedding dress, medals and the flag from a son who gave all for his country, the family Bible and family pictures.

The old radio tuned to "My Gal Sunday" and "The Shadow Knows". Saturday nights we eagerly awaited to hear "WSM - The Grand Ole Opry".

Toys and games we played with as children. So many treasures our "job" became a great time of fun, laughter and remembering the most important things in life - God, our family and friends.



2007 Orlando
Convention
Souvenir Trunk
by Shirley Peterson




Members Gallery

by Ann Gee, Wickenburg, Arizona

These are three scenes I did last year. Most were completed during the heat of the summer when it was too hot to go outside.

The Wash Room

The wash room was a lot of fun. I ran in and out to see how to make the gas water heater.



Halloween House

The Halloween house was more fun. The dolls are mostly Madam Alexander Dolls from McDonalds. I love Halloween and this scene is from Hocus Pocus, one of my favorite movies.



Cantina

I made the table and chairs of Cholla Wood and the bar was made of Saguaro ribs. It has shelves behind it for the varied glass wear. I dressed the bartender, my first attempt at dressing a pre-made doll. A friend made the two tall bar stools.



Still Doing Minis after all These Years

by Susan Shinn, Missoula, Montana

They say time flies when you are having fun! Where did the time go? Rod and I are still doing minis after all these years. The article My Friend-My Husband was written in 1985 and this picture is from Christmas 2011 at the Palms RV Resort in Yuma, Arizona.

I am teaching miniature classes every week for five months, while we

enjoy the sunshine and leave the snow behind in Montana. We are what they call "snowbirds".

Time changes, but when the minis bug has bitten you it follows you wherever you go. Since neither of us are getting any younger, I closed Susan's Miniatures and decided to travel around in our motor home. We have enjoyed



Rod and Susan Shinn

My Friend - My Husband!

By SUSAN SHINN
Missoula, Montana

This week my husband, Rod, and I will celebrate our 7th anniversary. I was sitting here thinking how 5 1/2 of those years have been spent working on miniatures.

Oh, how great it is to sit by the television with the T.V. tray, watching boxing (Rod's favorite) and working on that special miniature project, and when it's completed, I show it to him and he loves it, whether it's the worst or the best I've ever done.

I have a little story to tell. Sitting here reminiscing, I look back and realize if it were not for my husband's understanding and love, there would be no such thing as Susan's Miniatures, in Missoula, Montana.

I am so proud of him, that I would like to share a little of my husband with you.

We were married three months, when I received the call that my husband had been in an accident at work. As I rushed to the hospital, I prayed he would be alright, that whatever was wrong would be okay. When I walked into the emergency room, Rod said to me, "I guess we won't be roller skating tonight." He was paralyzed from the waist down. After a 3 1/2 month hospital stay, he was back home with me and we were praying for God to give us a purpose and direction in our lives. Our lives had been so disastrously changed and we could no longer roller skate, square dance or ski together.

But, that Christmas we went to a toy exhibit at Fort Missoula Museum, where May Allen's Christmas room box was displayed, (she is on the December 1985 calendar from Nutshell News). I was just fascinated by the miniatures and the train actually going around the tree. So, that week I went to our local craft store and bought the old-fashioned kitchen kit from Realife and that kit was just the beginning. I put kit after kit together.

Well, you guessed it, I had so much furniture I needed somewhere to put it. So, that's when Rod started helping me with a bookcase with 9 rooms in it. I did not know anything about wiring,



but Rod sure knew a lot. Little did he know that for the rest of his married life, he would be hooked on miniatures.

The bookcase was just the start. Rod has also built from kits or scratch, a 1940's Christmas house, a schoolhouse, a General Store, a Mouse House, Pinocchio's Toy Shop, a Sweet Treat Shoppe and many other holiday rooms, as well as a Victorian House now in progress.

We are a great team -- Rod likes building the houses and room boxes for me and I enjoy finishing the insides and all the accessories.

I had so much fun making little miniatures, that I made an excess of them, so, in 1981, we decided to open Susan's Miniatures, in order to have a place to sell my miniatures. Since we are the only miniature shop in Missoula, there was a need for a complete shop, which we now have.

We are blessed to keep so busy with our miniatures and shop, that we hardly remember Rod getting out of the hospital and us wondering what to do with our lives. Now we just wish there

were 36 hours in the day to get all of our miniature projects done.

We attended the N.A.M.E. Region A-2 Houseparty in Denver last June, and there we met a beautiful lady, Jean Isaacson. She was the speaker for the Sunday Brunch and she spoke on "What Minis Can Do for the C.D.T.'s. That's Cares, Difficulties, and Troubles." I feel my husband, Rod, has learned to handle the C.D.T.'s in his life, by keeping busy with miniatures and we are thankful for all the wonderful friends we have met through our shop and travels to shows, and much help from God.

Sometimes life doesn't always give us what we want. Maybe we can't square dance or roller skate anymore, but, if we can start a little hobby, whether it be miniatures or whatever, we can change our lives to have a purpose and to be happy. Rod has shown me this. And when I am asked, "who's the man in the wheelchair?" I am so proud to say "that's my BEST friend -- my husband."

MINIATURE GAZETTE

many places, but started staying longer in Yuma because we love the sunshine.

Last year I was asked to teach miniature art classes at the RV park. I taught lots of flowers and different projects and I introduced many ladies into the miniature world. I was asked to teach again this year and I decided to do a fruit and vegetable stand. My husband, Rod of 34 years made all the stands and I am lucky he is so supportive in all I do and he helps out whenever needed.

We have a display case which we are standing by in the picture at the RV park. It has room boxes I change for all the holidays. Everyone is enjoying them, and I am doing my best to share my miniatures. This keeps our fun hobby going and keeps us busy because life still has its C.D.T.'s Cares, Difficulties and Troubles. With help from God, Rod, and I have tied big knots and hung on.

Furthermore, when I am asked "who made all these fruit and vegetable stands," I can still say, My Best Friend - My Husband.

38th Annual Miniature Show a Success in San Diego

Article & Photos by Leslie Hopwood

In the dark, 6:00 am on a cold Saturday morning, a dedicated group of club members, with the help of their families, started unloading for set up in the rented facility. As the cars emptied and the supplies piled up in the building's lobby, a wave of excitement began to build - right along side, how the heck are we going to get this done?!

"It comes together, it always does" said Jeannie Jesse Show Chairman. The 'crew', comprised of very patient and supportive husbands (and one grandson), began the heavy lifting and stringing together cords for the dealer's electricity. Simultaneously, set-up volunteers draped tables for exhibits, hung signs and banners and prepared dealer tables. Marlene Griggs, Hospitality Chairman started coffee and had sweet rolls to keep everyone moving. Only four hours later the doors are opened to a waiting line of miniaturists.



"The Crew": Kevin Mosser, Ed Griggs, Tony Jesse and Dan Hopwood.

Planning takes a full year and involves a committee of dedicated club members.

"We want the event to work for everyone at all levels," said Marlene Griggs club president. "Crafters, collectors, kids, kids at heart - we think of everyone when planning this show. We are delighted to see people return and we love our first timers."



Anne Wheelock, with her 10 Year Pin, pictured with NAME representative Jackie Hoefert.

The weekend actually started on Friday, with workshops organized by Buff Greaney, instructors were Maria Ray and Luci Hanson. "I've been making dolls for over twenty years and never tire of it," Maria commented. Participants in the doll workshop completed a lovely Gibson Girl for their dollhouse. On the other side of the room, students learned all there is to know about LED lighting and soldering from a very patient Luci Hanson.



"Intro to Mini-Making" for the Young at Heart!

Show day, Barbara Singleterry methodically set up the exhibit area with seventy one displays. Three Junior Exhibitors participated with room boxes entirely made from scratch. Exhibits were incredibly varied and included a recently acquired Christmas Market Stall from a European miniature tour to a fanciful crooked house with charming decor and woodland animals.



"Friends Forever" Buff Greaney.



8 year old, Will Schwartz shares his Pirate Treasure Chest made in the Kid's Class

Two floors of dealers' sales tables were explored by miniaturists. Jeannie and Marlene couldn't be happier with the turnout, both have high praise for Debi Cerone who worked with the dealers and filled all the table space available. "Debi went the extra mile", added Marlene. "Imagine, in this economy we have sold out and are able to offer miniaturists a wide variety of items all in one place."



Marion Stacey oversees the Kid's Table.

San Diego Miniature Crafters are pleased to contribute to the local community through the annual show. Opportunity Drawings to benefit the Polinsky Children's Center were held throughout the weekend. "Lynne Raudaskoski is the best at organizing the drawing!" explains Marlene. "She very cleverly creates vignettes from donated items." NAME was recipient of a special drawing for a house kit. And, for those donating blood in the Red Cross Blood Mobile parked in the lot - free admittance!

"I think its becoming a highlight of the weekend," said one dealer observing the class going on for children 8 -12 years old. Once each day, young min-

—Continued on next page

—San Diego *Continued*

iatrists made a Pirate Chest complete with treasure. "Intro to Mini Making" is gathering a following too; for a very minimal fee, those over twelve can try their hand at a special project. This year Marie Greenwood and Cindy Ayala created a kit for an Attic Truck for the adults. With incredible patience, Marie and Cindy helped young and young-at-heart successfully navigate their projects. At the end of the class, the just completed chest was carefully placed into little takeout containers for safe



"Winter Wonderland" Buff Greaney created from a bashed Debbie Young Campground Cottage kit.



"Two by Two" Cindy Ayala, a beautifully completed club project of a cabinet in a small framed box.




Jackie Hoefert's "Cats & Miniatures Don't Always Mix" by Neil Corkin.

keeping...and with a reminder label of next year's mini show!

Wanting to encourage the next generation of miniaturists, the Kid's Table offered sales of donated items to children only. This special table featured treasures at special prices. "A kid can leave here, go home and make a whole scene!" laughed Marion Stacey minder of the table. She loved helping the kids search for just the right items. The hardest part of her day? Keeping the adults at bay...kid's only!

The local paper was on hand taking pictures that were posted that very afternoon on their website; the morning paper had delightful pictures on the front of the local section. "I'm happy to see people come in the door, coupon in hand from our show site," said Leslie Hopwood Publicity Chairman. "We're



"Missouri Memories" by Marlene Griggs - each piece represents something special about living in her home state.



Jackie Hoefert's Christmas Market Stall.

seeing slow growth in attendance and are really delighted." Before the weekend was over, the Mini Crafters welcomed more than 800 people to their miniature show.

Plans are under way for San Diego's 39th Annual Show and Sale. The Shrine Center is contracted, the BBQ ordered... you can see the growing list of dealers on the show's website. Marlene summed it up, "We can't tell you how much we look forward to seeing old friends, dealers who have been so supportive and continuing to introduce our community to miniatures. The whole weekend is just so neat!"



"Eureka or Not" Cory Hall Jr. Exhibitor.



Young miniaturists shop at their very own table.

NAME Day 2012 Alcove 1" to 1' Scale

Designed by the NAME Day 2012 Committee



PARTS

Window Seat Section:

- 1 seat top: $3/32'' \times 1-1/2''$ wide x $3-3/4''$ long
- 2 front/back: $1/16'' \times 1-1/2''$ w x $3-3/4''$ long (You may split a $1/16'' \times 3'' \times 3-3/4''$ piece into two pieces approximately $1-1/2''$ wide, using half for the front and half for the back)
- 2 sides: $3/32'' \times 1-1/4''$ w x $1-1/2''$ high (or height of the window seat)
- 2 trim pieces: $1/16'' \times 1/4'' \times 3-3/4''$

For 2 towers:

Tower Base:

- 4 lower front/back: $1/16'' \times 2''$ w x $2-1/2''$ h
- 4 lower sides: $3/32'' \times 1'' \times 2-1/2''$
- 2 inner tops: $3/32'' \times 1'' \times 1-13/16''$
- 2 dividing shelves (lower top): $3/32'' \times 1-1/4'' \times 2-1/8''$
- 2 bottom trim pieces (front): $1/16'' \times 1/4'' \times 2-1/16''$
- 2 bottom trim pieces (sides): $1/16'' \times 1/4'' \times 1-1/8''$

Tower Top section:

- 2 backs: $1/16'' \times 2''$ w x $4-3/4''$ h
- 4 sides: $1/16'' \times 1'' \times 4-3/4''$
- 6 shelves: $1/16'' \times 1'' \times 1-7/8''$
- 2 inner tops: $1/16'' \times 1'' \times 1-7/8''$
- 4 trim pieces: $1/16'' \times 3/16'' \times 4-3/4''$
- 2 trim pieces: $1/16'' \times 3/16'' \times 1-5/8''$
- 2 spacers: $3/32'' \times 1-1/8'' \times 1-1/2''$

2 doors/panels:

- 4 side trim: $1/16'' \times 3/16'' \times 2''$
- 4 top/bottom trim: $1/16'' \times 3/16'' \times 1-3/8''$
- 2 inner door/panel sections: $1/32'' \times 1-3/8'' \times 1-5/8''$

Top:

- 1 top piece: $3/32'' \times 1-1/4'' \times 7-7/8''$
- 1 inner trim: $1/16'' \times 3/16'' \times 3-3/4''$

TOOLS

Scissors, sandpaper, gluing square or Legos.

Carefully trim saw-cut "fuzzies" from ends with scissors. Sand pieces as needed.

ASSEMBLY

Window Seat:

1. Identify parts. (The front and back are identical, the top is slightly thicker.)
2. Using the square, glue a side BETWEEN the identical front and back, edges even.
3. Repeat on the other end.
4. Glue the seat top onto the top of this assembly, even in the back and sides. Set aside to dry.

Towers: this makes two, so divide tower pieces into identical sets and alternate between the two towers while you are waiting for glue to dry.

Tower Base:

5. Identify parts. (The sides are narrower than the front/back. The inner top is smaller than the dividing shelf.)
6. Using your gluing square, glue one side, the inner top, and then the other side ONTO the back. With the inner top BETWEEN the sides, make sure all edges are even with the back.
7. Glue the front onto the assembly, edges even. Set aside to dry.
8. Repeat with other tower base.
9. Sand the sides, top, and bottom if needed.
10. Glue the dividing shelf (lower top) onto the top of the tower base, even at the back, overhanging evenly side-to-side. Repeat with other section.

Tower Top:

11. Identify parts. (The shelves and inner top are the same size.)
12. Glue 2 sides and inner top ONTO the back, making sure the edges are even. The inner top goes BETWEEN the sides.
13. Decide if you want 3 shelves or 2

shelves per side. Choose your own spacing or the provided spacers. Working from the top down and using the same sized spacer ($1-1/8''$ side for 3 shelves, $1-1/2''$ for 2 shelves per side) on each side, glue in a shelf. Make sure the shelf meets the back all the way across. Work on other shelf unit while you are waiting for glue to set.

14. Repeat with remaining shelves, working back and forth between the two towers. Do not glue a shelf at the bottom, leave open.
15. Place the trim on the front edge of the shelf and side edge, even along the sides. The top trim pieces fits between the side trim, even along the top. Glue in place. Repeat for other tower.

16. Sand sides, top, bottom as needed.

17. Glue top section to bottom section, even at the back and centered on the dividing shelf.

The Unit:

18. Glue the window seat between the two towers, even at the back and bottom.

19. Glue trim at the bottom front and bottom sides of the tower sections; also glue trim along the bottom front of the window seat.

20. Glue top piece onto the top of the whole unit, even at the back and centered, make sure the center trim will fit between the towers at the top.

21. Glue center trim ($3/16''$ wide) between the two towers even with the front of the towers and pushed up to meet the top.

22. Glue trim piece on back of window seat even with the back and standing on edge between the tower sections.

Fake Doors/Trim Panel:

23. The trim pieces will form a frame around the plain panel. Glue the two shorter trim pieces to the top and bottom edges of the plain panel. Glue the longer trim on each side, even at the top and bottom.

24. Center on lower tower section and glue in place. Repeat for other tower.

NAME Day 2012 Alcove 1/2" to 1" Scale

Designed by the NAME Day 2012 Committee



PARTS

Window Seat Section:

- 1 seat top:
1/16" x 3/4" wide x 1-7/8" long
- 2 front/back:
1/32" x 3/4" w x 1-7/8" long
- 2 sides: 3/32" x 5/8" w x 3/4" h
- 2 trim: 1/32" x 1/8" x 1-7/8"

For 2 towers:

Tower Base:

- 4 lower front/back:
1/32" x 1" w x 1-1/4" h
- 4 lower sides: 3/32" x 1/2" x 1-1/4"
- 2 inner tops: 3/32" x 1/2" x 13/16"
- 2 dividing shelves (lower top):
1/16" x 5/8" x 1-1/16"
- 2 bottom trim pieces (front):
1/32" x 1/8" x 1-1/32"
- 2 bottom trim pieces (sides):
1/32" x 1/8" x 9/16"

Tower Top section:

- 2 backs: 1/32" x 1" w x 2-3/8" h
- 4 sides: 1/16" x 1/2" x 2-3/8"
- 4 shelves: 1/32" x 1/2" x 7/8"
- 2 inner tops: 1/32" x 1/2" x 7/8"
- 4 trim pieces: 1/32" x 1/8" x 2-3/8"
- 2 trim pieces: 1/32" x 1/8" x 3/4"
- 2 spacers: 3/32" x 3/4" x 1-1/4"
- 2 doors/panels: 1/32" x 3/4" x 1"

Top:

- 1 top piece: 1/16" x 5/8" x 3-15/16"
- 1 inner trim: 1/32" x 1/8" x 1-7/8"

TOOLS

Scissors, sandpaper, gluing square or Legos

Carefully trim saw-cut "fuzzies" from ends with scissors. Sand pieces as needed.

ASSEMBLY

Window Seat:

1. Identify parts. (The front and back are identical, the top is slightly thicker.)
2. Using the square, glue a side BETWEEN the identical front and back, edges even.
3. Repeat on the other end.
4. Glue the seat top onto the top of this assembly, edges even along the back and sides. Set aside to dry.

Towers: this makes two, so divide tower pieces into identical sets and alternate between the two towers, while you are waiting for glue to dry.

Tower Base:

5. Identify parts. (The sides are narrower than the front/back. The inner top is smaller than the dividing shelf.)
6. Using your gluing square, glue one side, the inner top and then the other side ONTO the back. With the inner top BETWEEN the sides, make sure all edges are even with the back.
7. Glue the front onto the assembly, edges even. Set aside to dry.
8. Repeat with other tower base.
9. Sand the sides, top, and bottom if needed.

10. Glue the dividing shelf (lower top) onto the top of the tower base, even at the back, overhanging evenly side-to-side. Repeat with other section.

Tower Top:

11. Identify parts. (The shelves and inner top are the same size)
12. Glue 2 sides and inner top ONTO the back, making sure the edges are even. The inner top goes BETWEEN the sides.
13. For the shelves choose your own spacing or the provided spacers. Working from the top down and using the same sized spacer on each side, glue in a shelf. Make sure the shelf meets the back all the way across. Work on other shelf unit while you are waiting for glue to set.

14. Repeat with remaining shelves, working back and forth between the two towers. Do not glue a shelf at the bottom, leave open.

15. Place the trim on the front edge of the shelf and side edge, even along the sides. The top trim pieces fits between the side trim, even along the top. Glue in place. Repeat for other tower.

16. Sand sides, top, bottom as needed.

17. Glue top section to bottom section, even at the back and centered on the dividing shelf.

The Unit:

18. Glue the window seat between the two towers, even at the back and bottom.
19. Glue trim at the bottom front and bottom sides of the tower sections; also glue trim along the bottom front of the window seat.
20. Glue top piece onto the top of the whole unit, even at the back and centered, make sure the center trim will fit between the towers at the top.
21. Glue center trim between the two towers even with the front of the towers and pushed up to meet the top.
22. Glue trim piece on back of window seat even with the back and standing on edge between the tower sections.
23. Center the fake door/trim panel on lower tower section and glue in place.



NAME Day 2012 Alcove 1/4" to 1" Scale

Designed by the NAME Day 2012 Committee



Repeat for other tower.

PARTS

Window Seat Section:

- 1 seat top: 1/32" thick x 7/16" wide x 15/16" long
- 2 front/back: 1/32" t x 3/8" w x 15/16" long
- 2 sides: 3/32" x 5/16" w x 3/8" long
- 2 trim: 1/32" x 1/16" x 15/16"

For 2 towers:

Tower Base:

- 4 lower front/back: 1/32" x 1/2" w x 5/8" h
- 4 lower sides: 3/32" x 1/4" x 5/8"
- 2 dividing shelves (lower top): 1/32 x 3/8" x 9/16"
- 2 bottom trim pieces (front): 1/32" x 1/16" x 17/32"
- 2 bottom trim pieces (sides): 1/32" x 1/16" x 5/16"

Tower Top section:

- 2 backs: 1/32" x 1/2" w x 1-3/16" h
- 4 sides: 1/32" x 1/4" x 1-3/16"
- 4 shelves: 1/32" x 1/4" x 7/16"
- 2 inner tops: 1/32" x 1/4" x 7/16"
- 4 trim pieces: 1/32" x 1/16" x 1-3/16"
- 2 trim pieces: 1/32" x 1/16" x 3/8"
- 2 spacers: 3/32" x 3/8" x 3/4"
- 2 doors/panels: 1/32" x 3/8" x 7/16"

Top:

- 1 top piece: 1/32" x 3/8" x 2"
- 1 inner trim: 1/32" x 1/16" x 15/16"

TOOLS

Scissors, sandpaper, gluing square or Legos

Carefully trim saw-cut "fuzzies" from ends with scissors. Sand pieces as

needed.

ASSEMBLY

Window Seat:

1. Identify parts. (The front and back are identical, the top is slightly wider.)
2. Using the square, glue a side BETWEEN the identical front and back, edges even.
3. Repeat on the other end.
4. Glue the seat top onto the top of this assembly, even in the back and sides. Set aside to dry.

Towers: this makes two, so divide tower pieces into identical sets and alternate between the two towers, while you are waiting for glue to dry.

Tower Base:

5. Identify parts. (The sides are narrower than the front/back. The inner top is smaller than the dividing shelf.)
6. Using your gluing square, glue one side, the inner top and then the other side ONTO the back. With the inner top BETWEEN the sides, make sure all edges are even with the back.
7. Glue the front onto the assembly, edges even. Set aside to dry.
8. Repeat with other tower base.
9. Sand the sides, top, and bottom if needed.

10. Glue the dividing shelf (lower top) onto the top of the tower base, even at the back, overhanging evenly side-to-side. Repeat with other section.

Tower Top:

11. Identify parts. (The shelves and inner top are the same size.)
12. Glue 2 sides and inner top ONTO the back, making sure the edges are even. The inner top goes BETWEEN the sides.
13. For the shelves choose your own spacing or the provided spacers. Working from the top down and using the same sized spacer on each side, glue in a shelf. Make sure the shelf meets the back all the way across. Work on other shelf unit while you are waiting for glue to set.
14. Repeat with remaining shelves, working back and forth between the

two towers. Do not glue a shelf at the bottom, leave open. This bottom space might be a little shorter than the space for the shelf above; just make sure shelf is level and consistent in both towers.

15. Place the trim on the front edge of the shelf and side edge, even along the sides. The top trim pieces fits between the side trim, even along the top. Glue in place. Repeat for other tower.

16. Sand sides, top, bottom as needed.

17. Glue top section to bottom section, even at the back and centered on the dividing shelf.

The Unit:

18. Glue the window seat between the two towers, even at the back and bottom.
19. Glue trim at the bottom front and bottom sides of the tower sections; also glue trim along the bottom front of the window seat.
20. Glue top piece onto the top of the whole unit, even at the back and centered, make sure the center trim will fit between the towers at the top.
21. Glue center trim between the two towers even with the front of the towers and pushed up to meet the top.
22. Glue trim piece on back of window seat even with the back and standing on edge between the tower sections.
23. Feather the edges of the fake door/trim panel by sanding the four edges at an angle. Keep the back flat. Center the fake door/trim panel on lower tower section and glue in place. Repeat for other tower





The Inch by Inch Miniature Club of Annapolis recently did a "Scene in a Teacup" workshop as their club project.

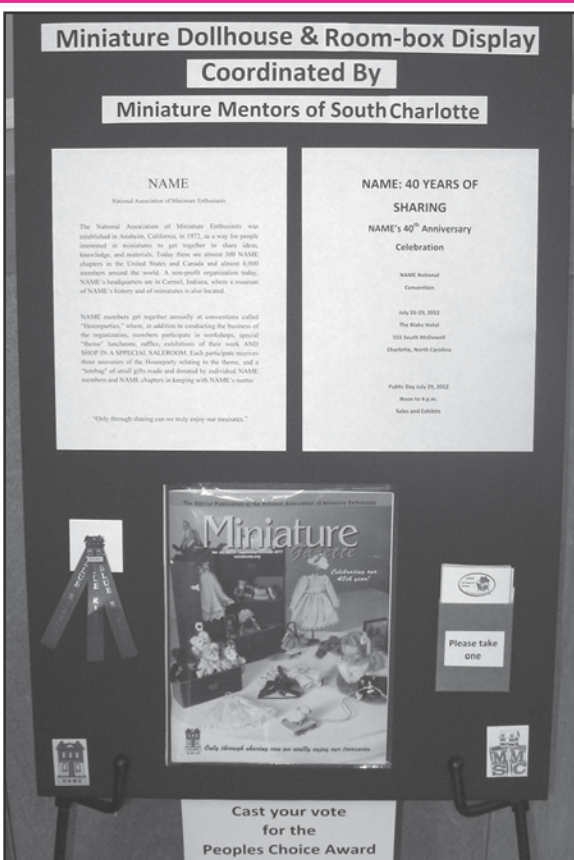

You might have thought that Chris Evans would have been devastated when her hubby, Rick, dropped and broke the teacup she was designing. But Chris is always turning scars into stars, and the broken teacup only added more charm to her already darling beach scene. After all, if you would be so lucky as to find a teacup washed up on the beach, you'd expect it to be cracked and broken ... *wouldn't you?*

Editor's Note: More photos of Chris' teacup were in the May/June Gazette, page 26.

Miniature Society of Cincinnati

NAME Day 2011
Work Center

21 Members Participated



ChristmasVille Festival in Rock Hill, South Carolina

November 29 - December 2, 2012

by McKenzie Hansen, Secretary, MMSC

The Miniature Mentors of South Charlotte coordinated the 2011 show and have been asked to do the 2012 show as well. We recognized NAME at the show since we are a NAME Club. ChristmasVille has been voted the event of the year for 5 years and is located within Old Town, Rock Hill, South Carolina. It is a family festival based on Vernon Grant images (he was best know for his Kellogg's Rice Krispie's Snap, Crackle and Pop). Our club is fortunate to be associated with this festival and we donated all the money from the 2011 votes for a People's Choice Award (a Cut Glass Award of a Vernon Grant ChristmasVille Image given to the display with the most votes) to a children's charity.

Display we made promoting NAME.

2011 Achievement in Miniatures (AIM) Recipients



Darlene L. Aarsen
Kathy Abdinoor
Barbara Abood
Barbara Adams
Libby Agee
Carolyn Ahlstrand
Dr. Marie Albano
Kathie Alexander
Sarah R. Murray Alexander
Bobbie Allen
Isabel T. Allen
Joyce Allen
Mary Allen
Jacqueline Al-Ubaidi
Ruth Alves
Barbara Anderson
Ginger Anderson
Margaret Ann Anderson
Martha I. Anderson
Judy Oak Andraka
Carolyn Angell
Patricia Angrick
Donna Arazan
Bonnie L. Armitage
Kim Ash
Marci Auman
Marsha Austin-Rogers
Cynthia Ayala
Yvonne M. Ayoroa
Doris Mae Bailey
Katrina Bailey
Lee S. Baker
Carole Baranowicz
Susan P. Barnes
Karen Barone
Mary H. Barrett
Elaine Barrington
Jolly Barth
Harva Basinger
Lynn Bayer
Bobbi Beagle
Marcia Beardsley
Olivia Beard-Wall
Sheila Benjamin
Sheila Donna Bennett
Vickie Berecz
Marigene Bergefurd
Bill Bergeron
Kristen Berg-Sonne
Barbara I. Beringer
Anna Carin Betzen
Marcia Binda
Ann Marie Bird
Christy A. Blackburn

Peggy Boggeln
Jean Bondi
Edna Bonney
Patricia Booton
Mabel R. Born
Marie T. Bound
Dianne Bourgeois
Ninalu Bovensiep
Donna Bowman
Mary Jo Braaten
Jan Bradley
JoAnne M. Brady
Rose Breen
Catherine Brickner
Pi-Wu Brofft
Carlene Brown
Jean L. Brown
Karen Brown
Patricia L. Brown
Peggy Bugg
Alice Bundy
June Burns
Winifred A. Buss
Nadenia Butko
Gwendolyn A. Campbell
Patricia W. Campbell
Peggy L. Carlson
Sandra Carlson
Shirley Carlson
Karen Carter
Claire Cassidy
Debra G. Cerone
Nancy Chalmers
Penny Champion
Darlene Christensen
Dorean Cirilli
Harold Clark
Jean Clark
Mikala Clark
Susan Clark
Betty Claus
Sandi Coble
Toni Cochran
Helen Cole
Vicki Collyer
Debbie Colombo
Jo Anne Conly
Ruth Connerney
Drucille V. Conrad
Rita Crawford
Janice Crawley
Alene Cronan
Barbara Crowley
Robert Crowley
Barbara Darnell
Ruth D'Avico
Carole Ann Davis
Gabrielle Davis
Kathy Davis
Sandra Davis
Patricia Delimpaltadakis
Arlene B. Dennis

Diana B. DeWalt
Carol DiClemente
Adeline Dodd
Judy Doe
Nikki Donahue
Betsy Robertson Dosh
Sara C. Douglas
Julia A. Doutaz
Monin Dreebin
Jane Dreyfus
Heather Drinkwater
Elizabeth D. Driver
Michael Dufton
Shirley Dufton
Barbara Dugan
Vicki L. Dukes
Elaine R. Dunisch
Gloria Ebratt
Betsy Eggleston
Jane Elgass
Lynne Ellis
MaryDe Elliston
Jean Ellsworth
Diane Elmore
Barbara J. Engel
Stephanie Engeseth
Beverly A. England
Kristen Enzinger
Frances C. Evans
Gale Evans
Romaine Eycler
Ann Farmer
Kay Felde
David J. Ferkinhoff
Marilyn Ferkinhoff
Barbara Ferrell
Susan Fields
Mary Fish
Diane L. Fisher
Nancy L. Flanagan
Shirley Foisy
Michele Foley
Veronica Foreman
Joane S. Forsstrom
Jenifer A. Fortin
Peggy Fowler
Victoria Fox
Paula Francis
Marilyn Freedman
Carol Ann Frost
Patricia L. Frost
Linda Frye
Michael Frye
Robert Funk
Jodee Weimer Garrelts
Ruth Gastrow
Ann V. Gee
Kathleen Geer
Sharon Geisen
Judi Gerth
Susan Elizabeth Ghearing
Evelyn Gilbert

JoAnne Gilbert
Marla Gilbert
Marilee Goldthorpe
Ruth Goodger
Jean Goodyear
Marcia E. Goshen
Joyce Gould
Beth Grabau
Monica Graham
Judith Granbois
Rosella Greaney
Gail H. Green
Maria V. Green
Cathy Griffith
Marlene J. Griggs
Carlotta B. Grinage
Kathy Grissom
Sandra Lea Gruber
Cynthia Gultice
Julianna Gumm
Julie Hagel
Roberta Haley
Kelly Hanna-Carroll
Helen F. Hanselman
Dorothy Ann Hansen
Margaret L. Hartman
Natalie Harwood
Mary Lou Hasara
Pat Hausman
Catherine H. Hawkins
Dorothy M. Hawley
Janice Hedley
Lorraine Heller
Mary Ellen Heller
Shirley D. Hellwege
S. Kathryn Helm
Juliana Hemke
Martha Hendrickson
Karen Hennigan
Gail L. Hering
Adrianna Hernandez
Marlene M. Higgins
Peggy Hinkle
Mary M. Hirsch
Lynne Conly Hoffman
Marion C. Hogan
Lauren Holley-Allen
Winifred Holloway
Ruth Hontert
Leslie Hopwood
Kristie Horrell
Carol S. House
Margaret M. Hrncar
Dorothy N. Hubbard
Carol D. Hudson
Janet A. Hunter
Ruth A. Hynes
Dorothy Ilott
Lori Jackman
Sandra Jacoby
JoAnn Jacot
Barbara Janes-Yeo

Sharon A. Janssen
Mini Jay
Carol Jaynes
Jeannie Jesse
Nancy Jeutter
Bea Johannessen
Elizabeth Johncock
Patricia A. Johns
Beverly R. Johnson
Danny Johnson
Frances L. Johnson
Mary Johnson
Monya Marie Johnson
Roberta H. Johnson
Wilhelmina Johnson
Marianne Jokubaitis
Janet C. Jones
Barbara A. Julian
Eve I. Karoblis
Debra Kelleher
Dolores M. Kelley
Alex Kelsall
Joanne A. Kelsall
Patricia Kenel
Alice Kent
Ann Keogh
Bonnie Kincaid
Marilyn King
Phyllis King
Richard King
Pamela L. Klinedinst
Betty Knoche
Wendy Kocher
Felicia Kolacz
Andrew Kolb
Carol Kolb
Lee Kolb
Patty Kotsur
Joyce Ann Kramer
L. M. Krasman
Charlotte C. Krauser
Daryl Kreindel
Michele B. Kuhn
Joan L. Kunze
Jean Kurkowski
Nancy F. LaChiusa
Judy Lancaster
Barbara Larison
James Larrow
Sharon Larrow
Patricia Lates
Kathy Leath
Shirley Leath
Linda C. Lee
Thomas S. Lee
Lori Lehman
Wanda Leighton
Lesia Lennex
Caryl Lepelley
Sheila LeQuia
Barbara LeTourneau
Brenda Levenson

2011 Achievement in Miniatures (AIM) Recipients

Minna Leydorf	Virginia Morrison	Kris Ragsdale	Alexis A. Sharif	Marianne Vandreuil
Lois Lindeman	Dani Muckleroy	Liz Rattan	Susan M. Sheridan	Nancy A. VanHorn
Doreen Lindsay	Rosemarie Mullineaux	Robert Ravenwood	Susan R. Shinn	April Vargo
Rebecca E. Lipscomb	Peggy Muncey	Maria Ray	Rosemary Shipley	Ada Vicars
Marilyn Littleford	Marion J. Murray	Patricia Reames	Rosemary Shipman	Pat Vietti
Judith Lloyd	Anita Myers	Dory Reeves-Skonie	Gerry B. Silberstein	Estella May Virgin
April M. Locker	Carolyn Myers	Linda Repak	Sis Silverman	Denise Voelker
Linda Loescher	Jeannie Napolitano	Lynne Rice	Jana Sindorf	Abby Vukovich
Lee Logan	Kim Narog	Cheryl Richmond	Barbara A. Singleterry	Joan L. Wagner
Marcia Long	Mary Neely	Karin Richter-Rusin	Laurie H. Sisson	Sydney M. Wagner
Sally S. Lonn	Mary Neiers	Rita D. Rider	Linda L. Skipper	Tom Walden
Elizabeth Loosemore	Marge Nelson	T. J. Riehle	Kathleen Slitter	Alice C. Walker
Carolyn S. Lott	Margaret Nery	Rene Riley	Janet Smith	Colleen P. Walker
Michelle M. Lucca	Barbara S. Newman	Veronica Risko	Leah Smith	Carol Ann Walls
Shirley Luna	Linda E. Newman	Joan Rissler	Melanie Smith	Julie Walter
JoAnn Mabee	Lorayne Niederhoffer	Nancy Robertson	Norma Smith	Joyce Waltz-Umerley
Carley L. MacDonald	Karen Notaro	Judith Robinson	Ronny Smith	Ina B. Waples
Barbara Madrid	Kerry Nystrom	Ruth Rochelle	Pam Smith	William Waples
Joy Mahrer	Sharon O'Neill	Trudy Rogers	Treva Smith	Ellen Waters
Ilona M. Manion	Judy Orias	Paul R. Roman	Jeanne M. Sojka	Bette Jane Wegler
Peggy Manning	Denise Osborn	Joanne Root	Helen A. Sparks	Judy Weissman
Israella Manson	Gloria M. Osborn	Jolen G. Roseberry	Sarita O. Speros	Joyce Arlene Welch
Pat Mantione	Dolly Osman	Barbara Rosenblum	Rachelle Spiegel	Sarah Westenberg
Marilyn F. Marchinek	Katie Osborne	Mary Rosenbusch	Marion Stacey	Carol L. Wharton
Jill Marelich	Daphne Ove	Susan Ross	Regina A. Steele	Marilyn White
Connie K. Marks	Babette Overman	Myrtle Roth	Joyce Steffens	Lorna Whitlow
Norene E. Marsh	Sally M. Pallone	Patricia Rowland	Mary Lou Stephens	Judith Widmaier
Victoria Marston	Mary P. Palmer	Diane Gene Ruess	Barbara J. Stetz	Peggy H. Wilder
Lee Martin	Terry Parkin	Melvin L. Russell	Ron Stetz	Logan Wilhelm
Sandy Mason	Joyce Parrish	Gordon H. Rutherford	Patricia M. Stewart	Patrice Will
Toni S. Mast	Kathy Patrick	Sandra Sadler	Sandra Keene Stewart	Kim Williams
Betty Mathers	Judith Patton	Tami Sage	Peggy Sue Stoker	Paula Williams
Susan Matson	Myra Payne	Jayleen R. Salter	Pam Stoldt	Tina Ann Williams
Jeanette Maupin	Alician Pearce	Vicki F. Saltzman	Virginia Stoliker	Deborah Y. Willis
Ruth Mazur	Carolyn Peck	Gayle Samuels	Virginia Stone	Darlene Wilson
JoAnn C. McCracken	Nina R. Peery	Ruth E. Sanders	Rose Stout	Jeff Wilson
Velma McDonald	George Pendergraph	Brittany Sandidge	Kathryn Strehle	Susan Wilson-Oslun
Paula McDougall	Edna H. Perkins	Judith B. Sandidge	Sharon Suddeth	Marti Winzeler
Nancy McEwen	Betty Perry	Karen Sandvick	Robin Summers	Martina Wishert
Anne Y. McGrath	Patricia Perry	Jane Sanem	Margene M. Sweat	Ann Wolft
Katherine McIlquham	Nancy L. Peters	Marion B. Sargent	Jean Sweazea	Sharyn Wood
Carla McIntyre	Marjorie Petro	Lani Saunders	Alverta Symes	Patricia A. Woodby
Dorothy McKee	Suzanne Petticrew	Connie Mark Sauve	Lisa L. Sympson	Patricia Woodgate
Ann-Cary McLain	Carole Phegley	Diane A. Scheuer	Mary Szmigiel	Nancy L. Woudstra
Truth L. McRea	Ann M. Phillips	Gerry Lynne Schipper	Annilee L. Taylor	Mary S. Wrenn
JoAnn McVey	Diane M. Phillips	Winifred Schmidt	Charlene Taylor	Alice S. Wright
Carroll L. Meek	Karen Piatak	Carolyn Schott	Jacqueline Taylor	Dolly Wyttenberg
Carol L. Menze-Guimond	Kristen Piatak	Lynda Schrack	Janet Taylor	Karen Young
Pam Messer	Lauren Piatak	Ann M. Schuettler	Sharon Taylor	Terri Young
Judith Ann Meyer	Janis V. Pierce	Rose Schultz	Connie A. Teolis	Diane Zeitlin
Marjorie Milani	Barbara Pinkham	Jane Anne Schwarz	Barbara Teta	
Lynn M. Miller	Janice Prescott	Victoria L. Scidmore	M. Bernice Thompson	
Paula L. Miller	Ron Prescott	Becky Scroggins	Kay Tirsbeck	
Sally Miller	Tamsin L. Preston	Susan E. Seely	April D. Toll	
Grace Mlynowski	Mary Lou Prevost	Ronald J. Seibert	Karen Tomajan	
Jacqueline Mocny	Katherine Price	Sue Seiffert	Patricia Trauthwein	
Betty Moke	Karen Priestner	Leslie P. Seiler	Nancy Turek	
Alma Moncada	Carol Prince	Dorothy J. Semple	Betty T. Turmon	
Anne Monday	Denise S. Pritchett	Karen D. Sesody	Laura W. Tusa	
Lynn Montgomery	Carolyn Proctor	Laura Settle	Carol J. Tuthill	
Beverly Moon	Robert E. Proctor	Myra M. Settoon	Peggy Tyler	
Susan K. Morris	Mel Profio	Eileen Shannon	Jeanne D. VanderMeer	



• IN MEMORY •

Wally Hage

I am so sorry to report that long time miniature enthusiast, Wally Hage, 83, passed away earlier this year. Wally, along with his wife and I operated Doll House Lady Miniatures in Southern California for over 25 years. Wally was a member of NAME for nearly 40 years and was a strong voice in the industry. He was much loved by his colleagues and his customers. He will be greatly missed. — Submitted by Randy Hage

Darlyne Holliday

Miniatures West lost a long-time member on January 6, 2012. Darlyne Holliday was 90 when she passed away. She was one of the earliest members of our Club in 1976 and stayed with us through to the end, making the projects, hosting tea parties and sharing her wonderful collection of miniatures. She was diligent in attending classes and workshops, finishing her projects and contributing to the Club activities and was instrumental in recruiting members to our Club and to NAME through her humor and her charming, positive out-

look. Darlyne was an inspiration to us all, to work harder and keep miniatures in the big picture. She was born in Santa Monica, California and lived there her most of her life. She will be remembered for her spirit of fun and generosity and will be greatly missed by all of us who were lucky enough to have known her. — Submitted by Monin Dreebin, *Miniatures West*

Phyllis Virginia Nissen

Phyllis Virginia Nissen was a long standing member and friend of the San Diego Miniature Crafters who passed away on April 12, 2012.

Phyllis was a long time resident in San Diego and lead a long, fulfilling life of travel. She was very dedicated to miniatures and crafts. Phyllis was well known around the world for her trade, mainly the beautiful chandeliers she hand assembled. She traveled to many places and enjoyed the many cultures. She is survived by husband Richard and son Mark, his wife Ann, 2 grandsons and nieces and nephews.

Phyllis was truly one of a kind

person with a pretty smile to match. Her many talents she has taught to so many miniaturist, will truly be missed. — Submitted by Lori Lehman, San Diego, California, C-011

Donna Van Zandt Spence

The miniature world has lost a gentle, quiet, funny miniaturist with the passing of Donna Spence. She succumbed to Parkinson's disease after fighting it for years. She was a Life Member of NAME since that concept was started and had been a member for many years prior to that. She was a long time member of the Boulder Flatirons Miniature Club. Donna was best known for her miniature needlework including weaving. She would weave rugs in all scales on a full scale loom, until setting it up became impossible for her to do. Donna was a wonderful story teller and had a great sense of humor. She was so quiet usually that it was always a surprise when she would respond to a situation with a very funny quip. We all miss her. — Submitted by Pat Booton, Colorado

Continuous Membership Drawing

From the desk of Luci Hanson, NAME Membership Committee • Grants Pass, Oregon

Many of our members have been caught up in the economic crunch and have had to weigh the necessity of some of their expenditures. To their benefit many have elected to keep up their membership in NAME and we appreciate their decision to do so. To reward our diligent and dedicated members I have decided to donate 12 craft and tool bags and include a paint caddy for a bi-monthly drawing.

I will donate a craft bag, tool caddy and paint caddy to a drawing winner

every other month for a 12 month period to members with 36 months or more continuous membership.

Winners are drawn from our membership list as of the last day of every other month after all members of less than 36 months have been filtered out. The drawing is done by the random drawing by computer to be totally impartial. Winners will be announced in each issue of the *Gazette* and the NAME digest and the NAME Blog, on the first day of every other

month beginning May 1. This is not a contest . . . just a reward for continuous membership in NAME.

Additionally, I will donate the same bag, tool caddy and paint caddy to one first timer at the July 2012 Convention.

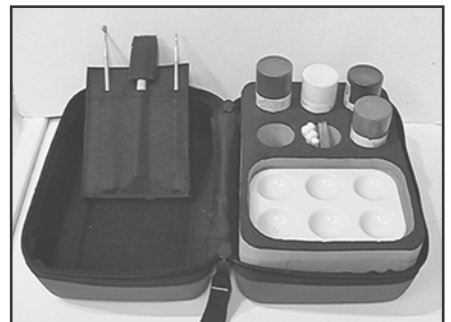
Keep up your membership. The fees only amount to a dime a day. When you think of it that way it makes it easier.



Bag closed with shoulder strap.



Tool bag and tool caddy.



Paint caddy holds 6 bottles of paint, brushes and paint pallet (not included).

NAME's Business Partners

American Miniaturists & Dollhouse Miniatures

Kelly J. Rudd
68132 250th Ave, Kasson, MN 55944
507-634-3143 • Fax: 507-634-7691
kelly@ashdown.co.uk
www.americanminiaturist.com
www.thedollhouseclub.com
Publisher of American Miniaturist

Boston Miniatures

Nathanan Bradley-Owner
8 Oak Avenue, North Reading, MA 01864
admin@bostonminiatures.com
www.bostonminiatures.com
*Product Specialty: Miniature Accessories.
Internet Store & Mail Order to Wholesalers only*

By Barb

PO Box 51, Old Bethpage, NY 11804
516-938-BARB
bybarb@juno.com
www.bybarb.com
*Manufacturer, Best known for Judaic
miniatures & miniature ceramic dinnerware*

Cascade Miniatures

Luci & Dick Hanson
5531 Riverbanks Road
Grants Pa OR 97527
541-479-2354
hansonminis@me.com
www.CascadeMiniatures.com
*Roomboxes, display cases & Electrify.
Dealer & Manufacturer*

DBJ Miniatures

PO Box 1553, Chino, CA 91708
909-984-4354
dbjminiatures@verizon.net
www.dbjminiatures.com
*Dollhouse Furniture and Accessories
Internet Store*

Evan Designs

Shelly Jamison
1140 US Hwy 287 STE 400-225
Broomfield, CO 80020
888-764-2610 • 815-642-8438 fax
info@modeltrainssoftware.com
www.modeltrainssoftware.com
*Product Specialty: LED's for minis, printable
stained glass. Manufacturer*

Greenfield Creations

207 N Spring Street, Middletown, PA 17057
717-944-2140 home • 717-554-9668 cell
dgreen9259@comcast.net
www.greenfieldcreations.com
*Product specialty: Lucite Protection Covers
Dealer, Mail order & Manufacturer*

Hobby Builders Supply/ miniatures.com

2388 Pleasantdale Road, Atlanta, GA 30340
1-800-223-7171 • 770-242-1497
hbs@miniatures.com
www.miniatures.com
*Dollhouses & Accessories
Mail Order & Internet Store*

IGMA

PO Box 629, Freedom, CA 95019-0629
1-800-711-4462 • 1-831-724-8605 fax
www.igma.org
info@igma.org
Membership organization

Kentucky Gateway Museum Center

215 Sutton Street, Maysville, KY 41065
606-564-5865 • 606-564-4372 fax
communications@kygmc.org
www.kygmc.org
KSB Miniatures Collection Museum

Mainly Minis, Inc.

129 Main St, Tupper Lake, NY 12986
518-304-1342 • 866-445-7745
minis@dollhouseminiatures.net
www.dollhouseminiatures.net
*Full Line of Miniatures
Internet Store*

Mt. Fanny Cottage Crafts

904 Hill St, Box 53, Cove, OR 97824-0053
541-568-4697 phone & fax
Mtfanny1@eoni.com
www.mtfanny.biz
*Hand crafted furniture in 4 scales
Dealer, Mail order & Manufacturer*

Philadelphia Miniaturia

PO Box 7617, Wilmington, DE 19803
267-684-6276
show@philadelphiaminiaturia.com
www.philadelphiaminiaturia.com
Show Promoter

Raggedy D's Miniatures

PO Box 357506, Gainesville, FL 32635
352-472-6315
RAGGEDYDS@aol.com
www.raggedyds.com
*Food, plants and porcelain dolls
show dealer, internet store*

Real Good Toys, Inc.

10 Quarry Street, Barre, VT 05641
1-866-524-0222 toll free
email: info@realgoodtoys.com
www.realgoodtoys.com
*Specialty: Dollhouses & accessories
Manufacturer, online store, factory outlet*

S P Miniatures

Carol Singer
PO Box 733, Hightstown, NJ 08520
609-902-8968
SPminis@comcast.net
www.SPminiatures.com
*Artisan Representative
Dealer, Mail Order, Internet Store*

The Dolls House Emporium

PO Box 200308
Anchorage, AK 99520 – 0308
www.dheminis.com
sales@dheminis.com
Toll free 1-877-859-2941
*Specialty: Dollhouses & Miniatures, Mail Order,
Internet Store*

Traveling Together, Inc.

Michelle Morton
2166 Drew Street, Ste. B
Clearwater, FL 33765
1-866-224-0550 (toll free)
727-239-0483 • 727-239-0485 (fax)
info@travelingtogether.net
www.travelingtogether.net
Specialty: Tours of Miniaturists

Victorian Dollhouse

532 San Bruno Place, Chula Vista, CA 91914
858-349-6531
chris@etchnine.com
www.woodvictoriandollhouse.com
*Specialty: Victorian Dollhouse Parts & Kits
Manufacturer, Internet Store*



MINIATURE SHOP DIRECTORY

The shops highlighted below in color give a 10% discount to NAME members. When you stop by, mention that you are a NAME member and be prepared to show your membership card and remember to thank them for all they do.

REGION N-1

Arizona

Auntie Em's Miniatures

5625 West Glendale Ave
Glendale, AZ 85033
623-435-0783
auntieems@cox.net
10:00am-5:00pm Monday-Saturday

Miniature Memories

5232 E Pima Rd. Suite A
Tucson, AZ 85712
520-327-1325
minmemories@msn.com
www.miniaturememories.com
Mon-Fri, 10-5; Sat, 10-4

The Doll House & Toy Store

at the Promenade
16447 N. Scottsdale Road 115D
Scottsdale, AZ 85250
1-800-398-3981 • (480) 948-4630
Mon-Sat 10-6, Sun 10-4
www.azdollhouse.com
Azdollhouse1@cox.net

Southern California

Carolyn's Miniatures

835 Main Street
Ramona, CA 92065
760-788-5640
Wed-Sat 10-6, Sun 12-6
carolyn@carolynsminiatures.com
www.carolynsminiatures.com
10% discount to NAME members on
in-store purchases not online purchases.

Ms. Peggie's Place

5063 Cass Street
San Diego, CA 92108
(858) 483-2621
Wed-Thurs 5pm-8pm, Friday 12-5
Sat 10-5, Sun 11-5, Mon-Tues Closed

My Doll's House

1218 El Prado Ave, Ste 136
Torrance, CA 90501
310-320-4828
Mon-Sat 10am-4pm,
Sun 11am-3pm
margiesminiatures@gmail.com
www.mydollshouse.com

REGION N-2

California

Shellie's Miniature Mania

732 Laurel St
San Carlos, CA 94070
650-593-4921 • Fax: 650-593-4985
Tues-Fri 10:30-5:30, Sat 10:30-5
www.shelliesminis.com
Shelliesminis@msn.com



The Elegant Dollhouse

1120 Fulton Avenue
Sacramento, CA 95825
(916) 484-0411
Fax: (916) 484-0412
Open 7 days
www.elegantdollhouse.com
elegantdollhouse@aol.com

REGION N-3

Idaho

Creative Gifts & Miniatures

3314 North 5th Street
Coeur d' Alene, ID 83815
208-699-4187
Ministuff33@aol.com
Mon-Sun 12-5 or by appointment

Washington

A Miniature World

16114 SE 34th Street
Vancouver, WA 98683
360-936-0883
aminatureworld@q.com
Hours: By Appointment

Bobbi Jo's Miniatures

2804 South Needham
Spokane Valley, WA 99037-9007
509-928-0881 or 509-928-5052
Monday-Saturday 10:30-5:00 pm
No email or website

Dollhouse Cottage

12457 116th Ave NE
Kirkland, WA 98034
425-821-1579
Sandi@dollhousecottage.com
www.dollhousecottage.com
Wed-Fri 10-6, Sat 10-5
and by Appointment

REGION A-1

Iowa

Dollhouse Dreams & Miniature Wishes

613 Ave G
Fort Madison, IA 52627
319-372-0599 or
toll free 1-877-875-6500
www.dollhousedreams@gmail.com
www.dollhousedreams.com
Mon-Fri 9-5:30 & Sat 9-4

Minnesota

Little Enchantments

5013 Ewing Ave S
Minneapolis, MN 55410
612-746-4040
Tues-Fri 10am-7pm
Sat 10am-5pm
Monday by special appointment
lenchantments@aol.com
www.littleenchantments.com

Missouri

Alice's Tea Room Through the Looking Glass Miniature Shop & Museum

329 South Main Street
St. Charles, MO 63301
636-946-0505 or 636-946-0026
636-946-0737 Fax
Mon-Sun 11-5

Miniature Museum of Greater St. Louis

4746 Gravois Ave
St Louis, MO 63116
314-832-7790
W-Sat, 11 am-4 pm; Sun 1pm-4pm
FZerb@aol.com
www.miniaturemuseum.org

REGION A-2

Colorado

Denver Museum of Miniatures, Dolls & Toys

1880 Gaylord Street
Denver, CO 80206-1211
(303)322-1053
Hours: Wed-Sat 10-4, Sun 1-4
director@dmmdt.org
www.dmmdt.org

Montana

Broken Wheel Gallery Miniature World

406 5th Ave South
Great Falls, MT 59405
(406) 452-3424
Mon-Fri 10-4

On A Smaller Scale

805 16th St West
Billings, MT 59102
406-259-0692
smscale@bresnan.net

REGION A-3

Indiana

Jeepers

69 West Washington St
Morgantown, IN 46160-0335
812-597-4346
info@jeepersminiatures.com
www.jeeperminiatures.com
Mon-Sun 10-5, Sun by appointment

Museum of Miniature Houses and Other Collections

11 E. Main Street
Carmel, IN 46032
(317) 575-9466
Wed-Sat 11-4, Sunday 1-4
mmhaoc@aol.com
www.museumofminiatures.org

Kentucky

Miniatures Store at The Dollhouse Museum

344 Swope Drive
Danville, KY 40422-2630
859-236-1883
Tuesday-Saturday 11-5
Lori@TheDollhouseMuseum.com
www.TheDollhouseMuseum.com

The Jot & Tittle Dollhouse

372 Shadow Ridge Drive
Cold Springs, KY 41076
859-441-7888
Hours by Appointment
jotandtittle51@hotmail.com

Mini Mansions

4759 State Route 54
Owensboro, KY 42303
270-926-3754 Appointment only
www.minimansions.com
ruth@minimansions.com

Ohio

Dolls and Minis

18254 Quarry Road
Wellington, OH 44090
440-647-1519
www.dollsandminis.com
Email: dollsandminis@ncwcom.com
Wed 10am-8pm,
Thurs, Fri, Sat 10am- 5pm

Junction Hobbies

7379 Squire Ct
West Chester, OH 45069
513-898-8078
Mon-Sat 10-6pm, Sunday 12-6pm
jkoehl@entertrainmentjunction.com
www.entertrainmentjunction.com

Maries

Majestic Miniatures

3572 S Arlington Road
Akron, OH 44312-5270
330-899-9377
Tues, Wed, Sat 10-5; Thurs-Fri 1-6
sheryl@marieminiatures.com or
sharon@marieminiatures.com
www.mariesminiatures.com

The Miniature Cellar

12653 West Geauga Plaza
Chesterland, OH 44026
440-729-6464
minicellar@sbcglobal.net
www.miniaturecellar.com

REGION M-1

Pennsylvania

Trishie's Tiny Treasures

66 Robert St
Nanticoke, PA 18634
570-735-1622
Wed 4:00-8:30 & Sat 10:00-2:00
other times by appointment
pbienk@aol.com

MINIATURE SHOP DIRECTORY

Volant Miniature Shop

310 Main St.
PO Box 164, Volant, PA 16156
(724) 533-5824
11:00-4:30 Mon-Sat, 1-4:30 Sunday
Volantminishop@cs.com
www.volantminiatureshop.com

REGION M-2

Maine

Studebaker Miniatures

Bill and Barbara Studebaker
13 Maverick Street
Rockland, Maine 04841
Tel: 207-593-7039
540-454-5510 (cell)
540-454-2102 (Bill)
Open by Appointment
studio@studebakermminiatures.com
www.StudebakerMiniatures.com

New Hampshire

Earth and Tree Dollhouses & Miniatures

276 State Rt. 101, Unit 1
Amherst, NH 03031
1-877-801-8707
Mon-Sat 10-5, Sunday noon-5
staff@earthandtree.com
www.earthandtree.com

Vermont

Real Good Toys Dollhouse Factory Outlet

10 Quarry Street
Barre, VT 05641
802-477-6464
Monday-Saturday 9-4
Jodi@realgoodtoys.com
www.realgoodtoys.com

REGION E-1

Virginia

Tammy's Heirlooms

PO Box 651122
Sterling, VA 20165
703-626-0456
info@tammysheirlooms.com
www.tammysheirlooms.com
Online Shop

REGION E-2

Louisiana

The Black Butterfly

727 Royal Street
New Orleans, LA 70116
French Quarter
Directly in back of St. Louis Cathedral
504-524-6464
www.blackbutterfly.com
Miniblackbutterfly@yahoo.com

Texas

Through The Keyhole

11700 Preston Road #625
Shopping Center
Dallas, TX 75230-2718
(214) 691-7467
10-5 M-S Closed Sunday
www.through-the-keyhole.net

REGION E-3

Florida

Nancy's Dollhouses & Miniatures

7345 Davis Blvd #3
Naples, FL 34104
239-659-1444 • 239-659-1445 (fax)
nancy@nancysdollhouses.com
www.nancysdollhouses.com
Mon-Sat 10-5

Ron's Miniature Shop, Inc.

751 West Colonial Drive
Orlando, FL 32804-7343
407-841-9333
Mon-Sat 10-5
ronsminiatureshop@att.net

Georgia

Miniature Designs

3555 Lawrenceville Hwy
Lawrenceville, GA 30044
770-923-8500
Mon-Sat, 10-6; Th 10-7:30, Sun, 12-5
dollhouses@miniaturedesigns.com
www.miniaturedesigns.com

Tennessee

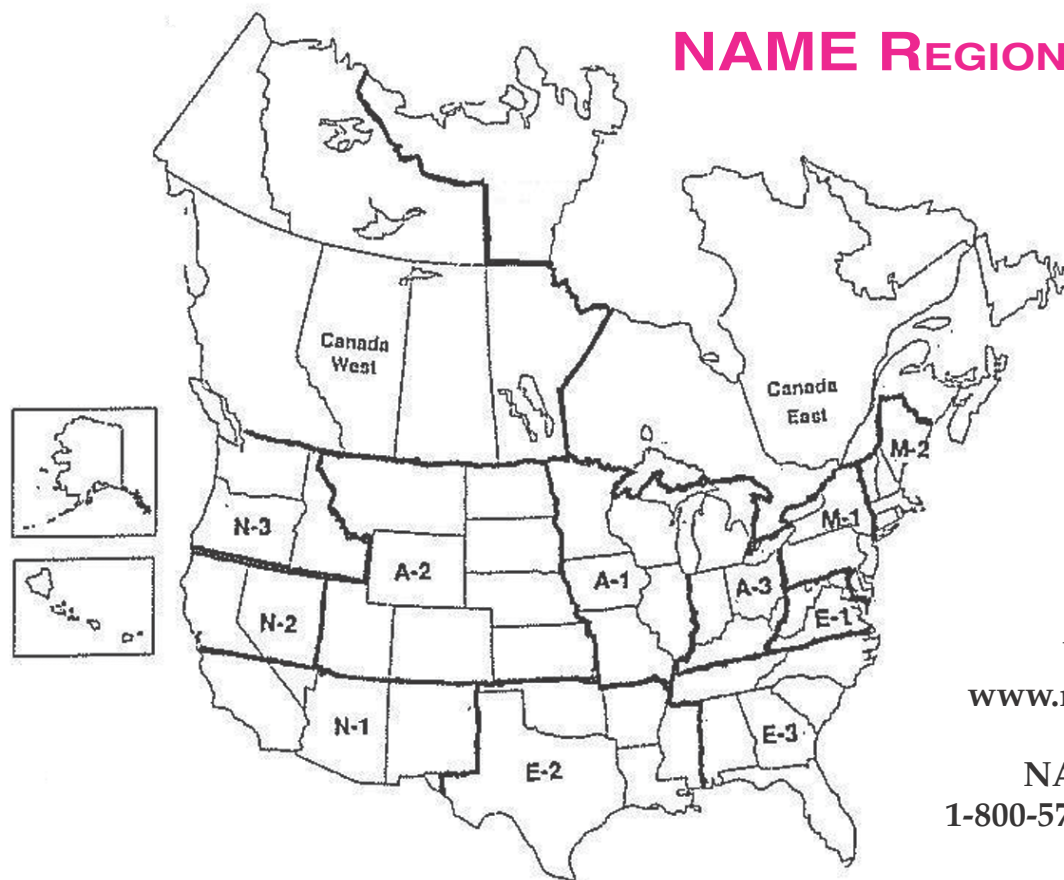
Miniature Cottage

A Miniatures and Doll Shop
410 East Iris Drive
Nashville, TN 37205
615-298-2872 • Fax: 615-298-5553
Mon-Sat 10-5
miniaturecottage@bellsouth.net
www.miniaturecottage.com

CANADA

The Little Dollhouse Company

612 Mount Pleasant Road
Toronto, Ontario, Canada M4S 2M8
416-489-7180 or 1-888-763-8966
www.thelittledollhousecompany.com
info@thelittledollhousecompany.com
Mon-Sat 10-6, Sun 12-5



Website:
www.miniatures.org

NAME office:
1-800-571-NAME (6263)

NAME Day Kit Cutters - 2012

by Barbara Thornton-Hill, Nevada City, California

These people have registered with the NAME Day Committee to cut kits for NAME Day this year. There may be other people in your area cutting kits but they have not sent us their information as of February 28, 2012 so are not listed here. Check the NAME Website for updated lists (www.miniatures.org). *** Some of these cutters have deadlines for ordering. Be sure to check with them as to cut off dates for ordering. ORDER EARLY to be sure of availability.

ORDERING DEADLINE: August 15, 2012 for guaranteed delivery in time for the October 6h event. However, individual cutters may use their discretion in determining whether to accept orders after that date. Cutters may also establish an earlier cut-off date.

1. Karen Cary's Miniatures

Karen Cary
minis@karencary.co • 559-638-8426
1/144th and 1/4" scale
1/4" scale kit is \$5.00 and 1/144th scale is \$3.50. US postage is \$5.35 for Priority Mail and \$2.95 for 1st Class for either size. I ship internationally with postage depending on which country you live in. *Email me for amount. I combine shipping.*

2. Stephanie Engeseth

S & S Furniture Co
PO Box 130366, Carlsbad, CA 92013
760-603-9495 760-815-3918 cell
fujin200@usa.net *At this time, please contact for pricing and deadlines*

3. Peggy Fowler

scadventure@hotmail.com
South Carolina
Home Phone: 843-623-3293
Cell: 843-680-2256
Business: 843-623-3766
At this time, please contact for pricing and deadlines.

4. Carol Ann Frost

Laser Me This!
Carol.ann.frost@verizon.net
410-321-1392
1301 McPherson Court
Lutherville, Maryland 21093
www.lasermethis.com
At this time, please contact for scales, pricing and deadlines

5. Marcia Hudspeth

HnMHuds@aol.com
541-689-1706 • 541-915-9945 (cell)
Choice of woods: Basswood, walnut, mahogany and cherry
1" Basic price w basswood = \$12.00 + shipping
1/2" Basic price w basswood = \$8.00 + shipping
1/4" Basic price w basswood = \$5.00 + shipping
For hardwoods, add \$2.00 for 1" and \$1.00 for 1/2" and 1/4". Shipping by Priority Mail, flat rate or First Class, depending on size of order.
Payments can be by check or PayPal.
Check with me for orders after August 15th.

6. Luci Hanson

hansonminis@me.com
503-479-2354
At this time, please contact for pricing and deadlines

7. Alicia Pearce

ubfaep@yahoo.com
608-751-1270
Kit Prices:
1" - \$19.00
1/2" - \$10.00
1/4" - \$4.00
Shipping and handling additional.

8. Laser Creations

Jack Kosinski, 22459 Applewood Lane, South Bend, IN 46628
lasercr@comcast.net • 574-273-8662
Laser Creations has created a Miniaturist "Friendly" Kit made exclusively for the NAME Project Day 2012. This particular kit is offered in **1" scale only** and comes in either solid Maple or solid Cherry. All pieces are laser cut and etched for precision accuracy.
• Shelves are notched and fit easily into sides for sturdy and simple assembly.
• Both doors will open and the window box bench seat will open.
• Doors will have a 2 piece design
• Door Hardware and Bench Hardware will be provided with our kits.
• Detailed instructions and labeled drawings will be provided to make your NAME Day project a success.
• Window Frame Assembly option will be available.
Pricing:
Solid Cherry 1" scale kit - \$29 each.

Solid Maple 1" scale kit - \$27 each.
Shipping and Handling - \$7. each kit.
Multiple shipments to the same address will receive S&H discount.
Please Contact: Laser Creations for pricing, additional information and a PDF order form. *Get your order in early! We will only accept orders until August 15.*

9. Barbara Thornton-Hill

bathca@gmail.com
Nevada City, CA
530-265-5704
650-380-2028 (cell)
1" \$12.00 + shipping
1/2" \$8.00 + shipping
Kits are cut out of basswood and include instructions. Multiple orders will be sent by Priority mail at the lowest flat rate possible that the kits will fit into.
Check with me for orders after August 15th.

10. Tom Walden

NameDay@TomWalden.name
321-728-9321 (EST)
1" and 2" scales
My kits are constructed slightly different from the others – but to make assembly easier for you. I will provide my kits in only "already cut-to-size" kits – with the option to have them pre-stained with a natural finish. I also make them using 7 different genuine woods (no basswood!) for your kits, in 3 scales. Prices range from \$15.00 to \$20.00 depending on the wood and finish chosen. *You will find my order form on the NAME website or email me for my order form which lists all of the woods available.*

11. Debbie Young

yngathrt@gv.net
Nevada City, CA
530-478-9658
1/4" Scale only \$5.00 + shipping
Check with me for orders after August 15th.



See NAME day events on page 41.

NAME Day Events 2012

This list includes information about NAME Day 2012 events as of 4/1/12. Please check on the NAME web site for updates and new event listings. You may also contact your State Rep or Regional Coordinator for information about events in your local area. This event is for all NAME members and clubs. **Unless otherwise listed, ALL EVENTS are being held on Saturday, October 6, 2012.**

Alabama E-3

- Birmingham. 9am-3pm. 1", 1/2", 1/4". Registration Deadline: August 1. Contact: Carol Hinkle hinkle1@bellsouth.net 256-338-1881

California N-1

- North Orange County Miniature Guild. First Presbyterian Church, 838 N. Euclid Street, Fullerton, CA. 1", 1/4". Contact: Pat Bigham, 714-532-3767 patbigham@hotmail.com

- Contact: Betty Hodges beachbetty@aol.com 805-748-9827

California N-2

- September 29, 2012 - Mini-Cals & Thru the Looking Glass. Morgan Hill. Contact: Ruth Heisch grouchybeartoo@aol.com 408-997-1004
- October 13, 2012 - Itty Bitty Miniature Club. Raleys Event Center Store #227 1915 Douglas Blvd. Roseville, CA. 11am-5pm. 1", 1/2", 1/4". \$15 plus cost of kit. Potluck lunch, exhibits, free goodies, raffles, grab bags. Contact: Renate Winter rene1942@yahoo.com 916-878-7598

Florida E-3

- 6782 31 Terrace N., St. Petersburg, FL 33710. 10 am-?? 1", 1/2", 1/4". \$20, lunch included. Contact: Betsy Robertson-Dosh ysteb@tampabay.rr.com 727-343-3070

Idaho N-3

- Coeur d'Alene Miniats. 1", 1/2", 1/4". Contact: Vicki Collyer vcollyer@kmc.org 208-667-7553
- Play with Itty Bits Club. 3314 N. 5th St., Coeur d'Alene, ID. 1", 1/2", 1/4". Contact: Judy Krueger, ministuff33@aol.com 208-699-4187

Illinois A-1

- Metro Mini Makers, First Congregational Church, 2201 7th Ave., Moline, IL. Registration at 8:30 am, Workshop 9 am-3:30 pm. 1". \$25, lunch included. Contact: Patty Johnson pattyj46@yahoo.com 309-912-0392
- Peoria Area Miniature Society. Chillicothe IL Public Library. 9am - 3pm. 1" scale. Lunch included. Pre-registration with payment is required. Contact: Pat Vietti pvietti920@hotmail.com 309-472-8965
- Geneva. 1", 1/2", 1/4". Contact: Mary Hirsch mmh1901@aol.com 630-232-6706

Indiana A-3

- Michiana Miniature Guild of Indiana. Club member's home in Goshen. 9am-?? 1", 1/2", 1/4". Coffee & breakfast goodies, potluck lunch, voluntary mini swap (\$5 value). Registration and advance payment for the kit by August 1. Contact: Myrtle Roth rothmy@maplenet.net 574-875-0304

Kansas A-2

- Mini Temptations-Dollhouse Store, 3633 W. 95th St., Overland Park, KS. 9am-4pm. Cost TBD. Contact: Laura Way, 913-648-2050 Dreamdollhousestore@yahoo.com

Kentucky A-3

- Bluegrass Miniature Society of Lexington at a Lexington Library, TBA. 10 am - ? Registration \$5. Contact: Marge Hrnear doublesmd@hotmail.com

- Owensboro Miniature Society. Mini Mansions Shop, Hwy 54, Owensboro, KY. 10 am. 1", 1/2", 1/4". Contact: Ruth Blakeman 270-926-3754

- Louisville Miniature Club. Iroquois Branch of the Louisville Public Library, 601 W. Woodlawn Ave., Louisville, KY. 10am-4pm. Contact: Ilona Manion rmanion101@aol.com

Maryland E-1

- MD NAME Day Committee. Bullocks Country Family Restaurant, 2020 Sykesville Road, Westminster. 10am-3pm. 1", 1/2", 1/4". Contact: Nancy Chalmers nancychalmers@hotmail.com 410-494-8338

Michigan A-3

- October 11, 2012 - Magic of Miniatures. Grand Ledge Library Community Room, W. Jefferson St., Grand Ledge, MI. 2-8 pm. 1", 1/4". Contact: Vicki L. Dukes historybuff62@gmail.com

Nebraska A-2

- Contact: Edna Bonney embonney@hutel.net

New Mexico N-1

- Albuquerque. 1", 1/4". Contact: Susan Sheridan ssheridan@q.com

North Carolina E-3

- Asheville Miniature Enthusiasts. North Asheville Community Center on Larchmont St. in Asheville, NC. 1", 1/4". Contact: Lissa Loosemore eloosemore@att.net

Ohio A-3

- 1/2" NAME Day 2012. St John's Church, Rt. 161 & High St. Worthington, Ohio. Registration includes kit, a tote bag, mini swap, table exchange, silent auction. Breakfast rolls, coffee & lunch included. Contact: Dan Zerkel danzerkel@att.net

- 1" NAME Day 2012. St John's Church, Rt. 161 & High St. Worthington, Ohio. Registration includes kit, a tote bag, mini swap, table exchange, silent auction. Breakfast rolls, coffee & lunch included. Contact: Ann Silverman bsilver104@aol.com

- Dayton Miniature Society. The Mighty Fortress Lutheran Church, 2841 E. Dorothy Lane, Kettering, OH. 9am-4 pm. 1", 1/2", 1/4". Contact: Tami Sage psychomad@who.rr.com 937-938-7132

- Toledo Area Miniature Enthusiasts. Sylva- nia, Ohio, Heritage Museum Carriage House. Breakfast snacks 8:30 am.- Workshop 9am-5pm. 1", 1/4". Bring your own lunch, water & hot water for coffee & tea provided. Cost of kit TBD. Order deadline: Aug. 1. Contact: Jane Elgass ejelgass@aol.com 734-665-2781

Oklahoma E-2

- September 29, 2012 - Wesley United Methodist Church, 24 & N Classen Blvd., Oklahoma City, OK. 9am-4pm, includes lunch. 1", 1/2", 1/4". Contact: Tis Bohlman tisb@cox.net

Pennsylvania M-1

- Small on Scale, the Lehigh Valley Miniature Club. Triple A Building, 1", 1/2", 1/4". Contact: Nadenia Butko nbluvsnyc@aol.com 610-965-9883, 610-349-1747 (cell)

- Philly Miniats. Warminster Library, 1026 Emma Lane, Warminster, PA, 11 am-3 pm 1", 1/2", 1/4". Light refreshments provided. Registration Deadline: August 1 Contact: JoAnn Palin Joannkpl@aol.com

South Carolina E-3

- Wesley Commons in Greenwood, SC Contact: Janet Chase flomac@embarqmail.com 864-998-3525

Tennessee E-3

- TRI-M. Cub member's home. 10 am-4 pm. 1". Pot luck lunch. Contact: Libby Agee libbyagee@yahoo.com 901-323-8653

Washington N-3

- Yaki Minis. 1", 1/2", 1/4". Contact: Mary Johnson ejmary@charter.net 509-452-3555

Wisconsin A-1

- Hy-Vee Grocery Store Club Room 3801 E. Washington Ave., Madison, WI. 10 am-3 pm. 1", 1/2", 1/4". Tentative fee \$35 for project, tote bag favors, souvenir & other kits to go with the alcove. Round table kits & raffles. Contact: Alician Pearce ubfaep@yahoo.com

Canada

- #1 Eccles Crescent, Spruce Grove, Alberta, Canada, 1", 1/4". Contact: Luba Barnes lubarnes@telusplanet.net

On-Line

- October 13-14, 2012 - The Quarter Connection. Online, 1/4" scale. Contact: Janet Smith desertminis@gmail.com

To register your event so that it will appear on the NAME web site, contact: Helen Sparks, helens@carr.org 410-876-8907

NAME PROMOTERS

Thanks to the following shows and promoters for providing NAME a complimentary table.

January 2012

Molly Cromwell
Sarasota, FL

3 Blind Mice
Linda Frye
Schaumburg, IL

February 2012

38th Annual "Nostalgia In Miniatures"
Show & Sale

San Diego Miniature Crafters
San Diego, California

Molly Cromwell
Orlando, Florida Miniature Festival

March 2012

Kristine Hill
Seattle Dollhouse & Miniature Show
Seattle, WA

Les Petits Collecteurs
of South Florida C-127 for providing
NAME with a table at their local show
in Boca Raton, FL

3 Blind Mice
Linda Frye
Cincinnati

*Linda kindly complimented
3 tables to NAME*

Small World Miniatures Club
Heather Myers
Phoenix, AZ

April 2012

Tom Bishop
Chicago International Show
Chicago, IL

*We really appreciate Tom's generosity in
providing us with a prime location and for
placing Shannon Moore's table next to ours
so she could assist us. Thanks to Veronica
Foreman for helping to man the table.*

Thelma Lewis DeMet's
Independent Miniature Artisans Show
*Thank you to Nancy Flanagan, Lynn Jen-
sen, and Mary Clark for manning the table.*

3 Blind Mice

Linda Frye
Schaumburg, IL

May 2012

Dani Muckleroy
Texas Miniature Showcase
*Dani Muckleroy provided places for two
different NAME Clubs to display projects
and also an area to display brochures at her
show.*

Metro Mini Makers of the Quad Cities
Metro Mini Makers
Davenport, Iowa

3 Blind Mice Show
Linda Frye
Ann Arbor, MI

June 2012

Leslie Flint
Stockton, CA



- Open to all
NAME Members
- Online Classes
- Swaps
- Tips
- Room Mate
Finder

NAME
Online Region

www.miniatures.org

• ORDER NOW •

A-3 Region's • 3rd Annual • Limited Edition
1" scale 2012 NAME Day Vase
by NAME artisan, Jane Graber



\$13 each
includes
shipping and
handling

Jane Graber has been
commissioned again
for 2012 to create a
limited edition,
commemorative
pottery piece for
NAME DAY. A
limited number
will be available to
NAME members.

1" scale Carrier & Hexagonal Box
by Pete and Pam Boorum

- Hand Crafted
- Hard Wood
- Limited Edition
- Signed & Dated



A set consisting of a carrier and a hexagonal
box that will fit nicely in the shelves of your
2012 NAME day alcove. The pieces are
made of quarter sawn cherry lumber and
have a satin lacquer finish.

Deadline: September 1, 2012
Shipping mid September

For ordering details contact:
Babette Overman, A-3 Regional Coordinator
bsoverman@gmail.com
703-586-7278 • 859-792-8237

Details and an order form at the A-3 Website:
www.NAMEA-3Region.com



**Baskets for
your NAME
Day project**

**All baskets will be marked 2012
NAME Day on bottom of baskets**

Any combination of 3 (XL, L or M)
sewing basket with hinged lid,
fabric lined or wide ring basket:
Kit - \$30 • Assembled \$35

Any combination of 4 M (1/2" scale) or
Small (1/4" scale) sewing basket with hinged
lid and fabric lined or wide ring basket:
Kit - \$20 • Assembled \$35

**To place your order or for price sheet on
ordering individual kits or assembled baskets:**

Email: bsoverman@gmail.com
Cell: 703-586-7278

Miniature show and sale events are listed in the calendar section free of charge as space permits (limit 10 lines). Please confirm show dates with promoter before traveling. Send information to Dorothy Hansen, Gazette Editor, PO Box 1285, Monroe WA 98272-4285. Email: MiniGazette@aol.com Display advertising available, call or write for rate sheet.

Deadlines

January/February:	October 1
March/April:	December 1
May/June:	February 1
July/August:	April 1
September/October:	June 1
November/December:	August 1

JULY 2012

July 13, 14 - San Francisco, CA

San Francisco Bay Area Miniatures Show. Embassy Suites Airport - South San Francisco, 250 Gateway Blvd. Sat., July 14, 10am-4pm. Adults \$6, Children under 12 \$3. (No Strollers) Preview Show & Sale. Fri., 7pm-9:30pm. Preview Admission \$12. - Includes Hors d'oeuvres Party 6:30-7:00, Early Buying Privileges & 2 Day Admission. Tickets at door - No children Info: Tom Bishop, 10528 Oak Meadow Lane, Lake Worth, FL 33449 Phone: (561) 434-6622 Fax: (561) 434-6159 E-mail: BishopShow@aol.com Website: www.BishopShow.com

July 14 - Saginaw, TX

NAME Region E-2, Texas State Day "Christmas in July". We will be making and furnishing a 1-in. scale Christmas Market Stall. Lunch, totebags, doorprizes, and a silent auction are included. Sponsored by Mini Endeavors, C-1022. Info: Karen Carter, kcarter456@yahoo.com.

July 14, 15 - Everett, WA

Egg Artist Guild of Washington presents Washington State Decorated Egg Show. Everett Holiday Inn, 3105 Pine Street. Full range of Egg Art supplies and miniatures. Admission \$5 Sat. 10-5, Sun. 10-4. Info: WashingtonEggShow@yahoo.com or www.onmion.com/WaEggShow.

July 15 - Fogelsville, PA

The 35th Annual Dollhouse and Miniatures Show and Sale, sponsored by the Lehigh Valley Miniatures Club "Small on Scale", The Holiday Inn, Exit 49A off I-78 onto Rt. 100 South. 10AM-4PM \$5 Adults, \$1 children under 12. Exhibits, free parking, food available. Show info: Jo Roseberry 570-620-0810 jolen1@verizon.net or Mary Breidinger 610-762-8370 soshobby@hotmail.com. Sat., July 14 - pre-registered, pre-paid workshops - workshop info: Betty Laevey, 610-965-7956 betz982@verizon.net Website: www.lehighvalleyminiatures.com

July 20, 21 - Fullerton, CA

Greater Southern California Miniatures Show. Howard Johnson Hotel, 222 W. Houston Ave., Fullerton. Sat., 10am-4pm. Daily Admission: Adults \$6, Children under 12 \$3. (No Strollers) Exclusive Preview Show & Sale Fri., 7pm-9:30pm Preview Admission \$12; Hors d'oeuvres Party 6:30-7:00, Early Buying Privileges & 2 Day Admission. Tickets at door - No children. Info: Tom Bishop, 10528 Oak Meadow Lane, Lake Worth, FL 33449 Phone: (561) 434-6622 Fax: (561) 434-6159 E-mail: BishopShow@aol.com Website: www.BishopShow.com

July 20-21, Nashville, TN

3 Blind Mice Show. The Holiday Inn Express, 1111 Airport Center Drive. Hours: Fri. 4:00 p.m. to 9:00 p.m.; Sat. 10:00 a.m. to 4:00 p.m. Admission: Adults \$5.00; Children 5-15 \$2.00 (under 5 free) Strollers & Wheelchairs welcome. First 100 people get a free gift. Info: Linda Frye (513) 861-0704 LindaFryeminis@gmail.com Web-site: <http://www.3blindmiceshow.com>

July 21, Toledo, OH

Toledo Area Miniature Enthusiasts present Summer in the Garden "A Journey to Napa Valley" Jaeger Hall,

St. Clement campus, Tremainsville Road. 8:30 a.m. to 5:00 p.m. Fee: \$60 includes all workshop materials, continental breakfast and catered lunch. Registration form: <http://tinyurl.com/sitgreg> Make a personal wine cellar in handcrafted 10" by 13" by 4" box with acrylic front and pre-installed stone flooring. Info: Jane Elgass (734) 665-2781 E-mail: ejelgass@aol.com (Please put SITG in subject line) Web-site: <http://ToledoMinis.org>

AUGUST 2012

August 3, 4 - Louisville, KY

3 Blind Mice Show. Ramada Plaza, 9700 Bluegrass Parkway. First 10 people get a Free gift each day so come early. Friday night 4 pm to 9 pm. Saturday 10 am to 4 pm. Strollers and Wheel Chairs are welcome. Adults \$5.00 Children 5-15 are \$2.00. Info: Linda Frye 513-861-0704 Web site: www.3blindmiceshow.com

August 10, 11, 12 - Chicago, IL

Chicago Miniatures Show. Holiday Inn Express-Palatine, 1550 East Dundee Road, Palatine. Sat., 10am-5pm. Sun., 12pm-4pm. Daily: Adults \$6, Children under 12 \$3 (No Strollers). Exclusive Preview Show & Sale Fri., 7pm-9:30pm. Preview Admission \$12; Hors d'oeuvres Party 6:30-7:00, Early Buying Privileges & 3 Day Admission. Tickets at door - No children Info: Tom Bishop, 10528 Oak Meadow Lane, Lake Worth, FL 33449 Phone: (561) 434-6622 Fax: (561) 434-6159 E-mail: BishopShow@aol.com Web site: www.BishopShow.com

August 11, 12 - Dayton, OH

3 Blind Mice Show. Hara Conference Center, Silver Arena, 1001 Shiloh Springs Rd. First 100 people get a Free Gift so come early. Saturday 9 am to 4 pm. Sunday 10 am to 3 pm. Adults \$5, Children 5-15 \$2. Come vote for your favorite exhibit all day Saturday and then come back Sunday to see who won the ribbons. Strollers and Wheel Chairs are welcome. Info: Linda Frye 513-861-0704 Web site: www.3blindmiceshow.com.

August 31 & September 1 Frankenmuth, MI

3 Blind Mice Show. Bavarian Inn Lodge, One Covered Bridge Lane. First 100 people get a Free Gift so come early. Adults \$5.00, Children \$2.00. Strollers and Wheel Chairs are welcome. Friday night 4 pm to 8 pm. Saturday 9 am to 2 pm. Info: Linda Frye 513-861-0704 Website: www.3blindmiceshow.com.

SEPTEMBER 2012

September 5-9 - Denver, CO

Denver Museum of Miniatures, Dolls & Toys' 32nd Annual Miniatures and Dolls Show and Sale. September 5 - 9, 2012. Workshops: Wed, Sep 5 - Fri, September 7. Preview: Friday, September 7. Show & Sale: Sat, Sep 8 10a - 5p and Sun, Sep 9 11a - 4p. Doubletree Hotel Denver Tech, 7801 E Orchard Road. Greenwood Village. Info: www.DMMDT.org/fallshow.htm or email 2012fallshow@DMMDT.org or call Joy Johnson (303) 805-1840

September 7, 8 - High Point, NC

3 Blind Mice Show. Best Western Hotel, 135 S. Main Street. First 100 people get a free gift so come early. Adults \$5.00, Children 5-15 are \$2.00, Friday night 4 pm to 9 pm. Saturday 10 am to 4 pm. Strollers and Wheel Chairs are welcome. Info: Linda Frye 513-861-0704 website: www.3blindmiceshow.com

September 7, 8 - El Cerrito, CA

16th Annual Champ's Dollhouse Miniature Show and Sale. El Cerrito Community Center, 7007 Moeser Lane. Friday 5pm-9pm.; Saturday 10am-4pm. Adults \$6; Children 5-12 \$3 (No Strollers or Pets Please). Benefiting Children's Hospital Oakland. Door prizes hourly, Raffles, Food available. Dealer inquiries welcome (510) 524-0519 Wini Buss. Info: Diane Walter, 2697 Nickel St., San Pablo, CA 94806 (510) 724-0587. E-mail: Janddi2000@comcast.net Web-site: <http://Wingsnthings.tripod.com>

[com/champs.htm](http://champs.htm)

September 16, Edmonton, AB, Canada

Edmonton Dollhouse Miniature Show and Sale. Executive Royal Inn West Edmonton, 10010-178th Street. 10:00 a.m. to 4:00 p.m. Adults (16 and over) \$4.00; Children 7-15 \$2.00 under 6 free. Info: Maureen Heuchert (780) 418-5189 mheucher@shaw.ca eb-site: <http://www.camacdonald.com/MEE/ShowandSale.html>

September 21-22, Atlanta, GA

33rd Annual Atlanta Miniature Show & Sale. Holiday Inn Atlanta Perimeter, 4386 Chamblee-Dunwoody Road. Fri. 7pm-9:30pm.; Sat. 10am-4:30pm. Adults \$12. both days, \$6. Sat. only; Children \$5. both days, \$3. Sat. only. Friday includes hotel lobby reception 6:15 p.m. Lots of exhibits featured in Miniature Collector magazine. Info: Ruthanne & Richard Huff, 805 Cambridge Creek Drive, Conyers, GA 30094 (770) 929-3950. E-mail: mom@novalyte.com Web-site: <http://www.atlantaminis.org>

September 22, Cape Cod, MA

Cape Cod Miniature Society's Mini Fun Day, "Life's A Beach", at the American Legion, Rt.130, Sandwich, MA. \$25 registration includes: Continental Breakfast, Lunch, Door Prizes, Exhibits, Silent Auction, Yard Sale and Souvenir. Workshops offered for an additional fee. Info: CCMS, PO Box 1277, Mashpee MA 02649 or Dot Ilott at 508-477-1656, e-mail: dorothyilott@verizon.net

September 29, 30 - Amarillo, TX

Magic Moments in Miniature Dollhouse and Miniature Show, Ascension Academy, 9301 Ascension Parkway. Sept. 29-30, 2012. Saturday, noon to 5:00, Sunday, 1:00 to 4:00. Adults, \$2.00; Seniors and children, \$1.00. Contact: Jean Allen at 1-806-3708 or rallen3907@aol.com.

September 29, 30 - Teaneck, NJ

All Welcome to The Guild Show 2012-Sale, Exhibits and Classes. Marriott Teaneck at Glenpointe. Junction of I-80 and I-95. Free Parking. Pre-registered classes Thurs -Fri (Sept 28-29). Preview Sat 9-11am \$15, includes 2 day admission. IGMA members free. General Admission on Sat 11am-4pm, Sun 10am-3pm-\$10. Children 14 and under \$3. Sunday activity for children & Small Beginnings Shop for 14 and under. Please no strollers. Door Prizes and free gift to first 100 visitors each day. Website: www.igma.org or email: guildshow@igma.org

September 30 - Buffalo, NY

32nd annual show and sale of dollhouse miniatures sponsored by the Western New York Miniature Enthusiasts. Hearthstone Manor, 333 Dick Road, Depew, New York (suburb of Buffalo, NY). 10am-4pm. Adults \$4.50, Children under 12 \$2. Strollers allowed. Info: (716) 668-1080 email: mmh21@verizon.net

OCTOBER 2012

October 6, 7 - San Jose, CA

International

Month



Showcase of Miniatures, Good Sam Show. Doubletree Hotel, 2050 Gateway Place. Sat. 10am-5pm.; Sun. 11 am-4pm. Adults \$7; Seniors \$5; Children 5-12 \$3, under 5 free. Workshops Fri. the 5th, Children's free workshops 12-3, silent auction, white elephant sale, drawings for

—Continued on next page

dealer donations, free Tools n Techniques Sun. morning. Info: Barbara Jones, 10380 Castine Avenue, Cupertino, CA 95014 (408) 257-9385. E-mail: northbj@att.net Web-site: <http://goodsamshowcase.miniature.net>

October 6, 7 - Barre, VT

2nd Annual Fall Foliage Dollhouse Factory Warehouse Clearance Sale, at Real Good Toys Factory Outlet Store, 10 Quarry Street, Barre, VT, 05641. Saturday, 9am-5pm, Sunday, 10am-2pm. Great deals on dollhouse kit closeouts, seconds, overstocks and MUCH MORE. Door Prizes, Refreshments, Grab Bag Surprises and Technique Demonstrations. Come early for the best selection and the best deals. Don't miss this one!!! Contact Jodi at 802-479-2217, or email jodi@realgoodtoys.com

October 6-7, Portland, OR

NW Miniature Show. Kliever Memorial Armory, 10000 NE 33rd Drive. Saturday, 10:00 a.m. to 5:00 p.m. Sunday, 10:00 a.m. to 4:00 p.m. Admission: \$6.00; Children under 12 Free. Exhibits, Handicap accessible, Doorprizes, free parking. Concessionaire on premises, coupon on website for admission discount. Info: Pat Bennett, PO Box 846, Salem, OR 97308 (503) 362-6012 (evenings) E-mail: PatBennett@NWMiniatureShow.com Web-site: <http://www.NWMiniatureShow.com>

October 12-14, St. Louis, MO

Gateway Miniature Fair Show & Sale. Sponsored by: Miniature Museum of Greater St. Louis. Doubletree Hotel at Westport, 1973 Craigshire Road. Friday Pre-registered Classes 9:00 a.m. to 4:00 p.m. & Dinner / Auction 6pm Sale Hours: Sat. 10am-5pm; Sun. 10am-4pm. Adults \$7.00, Museum Members & Students 13-18 \$6.00; Children under 12 \$3. Info: Fay Zerbolio, 4746 Gravois Ave, St. Louis, MO 63116 (314) 832-7790 E-mail: FZerb@aol.com Web-site: <http://miniaturemuseum.org>

October 13, Rocky River, OH

The Cleveland Miniaturia Society Inc. presents 41st Annual Show & Sale "Fairy Tales...Once Upon a Time" Don Umerley Civic Center, 21016 Hilliard Blvd. 10:00 a.m. to 4:00 p.m. Adults \$5; Children \$2 (5 and under free) Make & Take, Dollhouse Raffle, Door Prizes, Club Displays, Food. Proceeds benefit the Cleveland FoodBank. Info: Deborah Willis (216) 932-8098 askCMS@aol.com Web-site: <http://www.clevelandminiaturiasociety.org>

October 13, Spokane, WA

The Spokane Miniature Society is sponsoring a workshop/show/sale at St David's Episcopal Church, 7315 N. Wall St. 10am-4pm. Admission is free. Plenty of parking. Workshop participants will be making the Victorian Summer Swing and Arbor featured in Nutshell News July 1997. Cost of the workshop is \$65. Northwest and local area vendors will be represented at the sale. The church is wheelchair accessible. Contact: Vicki Collyer vcollyer@kmc.org or 208-667-7553 or Marilee Goldthorpe mimmjg@yahoo.com or 509-891-5271

October 13-14, Tucson, AZ

35th Annual Tucson Miniature Society's Show & Sale "My Favorite Room" Tucson Womans Club, 6245 Bellevue. Sat. 10:00 a.m. to 5:00 p.m.; Sun. 11:00 a.m. to 4:00 p.m. Adults \$5.00; Children under 12 \$2.00 (No Strollers Please) Sales, Displays, Raffles, Workshops; Special Children's Workshops (age 10-16) All Proceeds Donated to the Comstock Childrens Foundation. Info: Gail St. Clair (520) 400-4819 E-mail: justimagineminiatures@live.com

October 21 - Winnipeg, Manitoba

10 am to 4 pm. Miniature Enthusiasts of Winnipeg's Annual Dollhouse & Miniatures Show & Sale. Dakota Lawn Bowling Bldg., 1212 Dakota St. Info: Dianna_mini-dreams@shaw.ca

October 26, 27 - Toledo, Ohio

3 Blind Mice Show. St. Clement Hall, 2990 Tremainsville Road. First 100 people get a Free Gift so come early. Come vote for your favorite exhibit. They are worth the trip. Friday night hours are 4 pm to 8 pm. Saturday

10 am to 3 pm. Adults \$5.00. Children \$2.00. Strollers and Wheel Chairs are welcome. Info: Linda Frye 513-861-0704. Web site www.3blindmiceshow.com

October 26, 27 - Williamsburg, VA

Williamsburg Miniatures Show. Clarion Hotel Historic District, 351 York Street. Sat., Oct. 27, 10am-4pm. Adults \$6, Children under 12 \$3 (No Strollers). Exclusive Preview Show & Sale. Fri., Oct. 26, 7pm-9:30pm. Preview Admission \$12. - Includes Hors d'oeuvres Party 6:30-7, Early Buying Privileges and 2 Day Admission. Tickets available at door - No children. Info: Tom Bishop, 10528 Oak Meadow Lane, Lake Worth, FL 33449 Phone: (561) 434-6622. Fax: (561) 434-6159 E-mail: BishopShow@aol.com Website: www.BishopShow.com

October 26-29 - Portland, Oregon

IGMA will have its fall Study Program this year at the Pittock Mansion in Portland, Oregon. Three classes will be based on items in the famous Pittock Mansion. The instructors and their classes include: Alan Hamer (IGMA Fellow) - Tinware in the Pittock Pantry. Mark Murphy (IGMA Fellow) - Stickley Rocking Chair. Kerri Pajutee (IGMA Fellow) - Persian Cat. Brochure for the program can be found at www.igma.org. under the headings Education and Study Programs. For questions, please call the IGMA office at 800-711-IGMA.

October 27 - Oklahoma City, OK

E-2 - Oklahoma. Tuscan Terrace Time. Project will be a 1" scale Tuscan Patio. Info: Harva Basinger - harvabnkc@sbcglobal.net

NOVEMBER 2012

November 1, Cherry Hill, NJ

NAME Night at Philadelphia Miniaturia, Thursday, November 1st, in the Terrace Room, from 7:30 - 9:30 PM. Come join the fun, free make and take projects, demonstrations, goodie bags, door prizes and more. Free event, informal and fun."

November 2-4, Cherry Hill, NJ

Philadelphia Miniaturia Our 44th Show and Sale. Crowne Plaza Hotel, 2349 Marlton Pike, Cherry Hill, NJ. Sat 10am-5pm. Sun 11am-4pm. Daily: Adults \$10, Children under ten \$4. Preview Show and Sale Fri 6-9pm. Preview Admission \$25. Includes Hors d'oeuvres, Friday Preview, Saturday Preview 9-10am and three day Admission. Info: Kimberly Appleby Sher PO Box 7617 Wilmington, DE 19803. Phone: (267) 684-6276. E-mail: show@philadelphiaminiaturia.com. Web Site: www.philadelphiaminiaturia.com.

November 9-10

Elk Grove Village, IL (Chicago)

Wee'c Whimsical Wonderland. Holiday Inn, 1000 Busse Road. Nov. 9 - 5:00 p.m. to 10:00 p.m.; Nov. 10 - 10:00 a.m. to 5:00 p.m. Admission \$6. Info: Donna Boyd (630) 752-9957 weecminishow@aol.com

November 10-11 2012 - Dedham, MA

Handcrafters of Miniatures - Show, Sales, Exhibits, Workshops at the Holiday Inn, Dedham, MA - Exit 15A Rte 195 (Rte 128). Workshops - Saturday Nov. 10th-pre-registration required-Show Nov. 11th 10:00-4:00. Admission \$5.00, Srs and Children under 12 \$4.00. Information: Carol Block at cblock1@metrocast.net. Website: handcraftersofminiatures.com

November 11, Largo, FL

Tampa Bay Miniature Enthusiasts 34th Annual Dollhouse Miniatures Show and Sale; Honeywell MinnReg Building; 6340 126th Ave N; Largo, FL 33773. 9am - 4pm; \$5.00 adult; \$1.50 children. Huge display, drawings. Food on site. Preview: Sat, Nov 10; 5pm - 8pm; \$15.00. Funday, pre-registered workshops: Sat, Nov 10; 9am - 4pm. Registration, Info: www.tbme.net. Dealer info: tbmshow@hotmail.com. Ann Wilson, 727-347-0605

November 17, Columbus, OH

Columbus Miniature Society 26th Dollhouse / Miniatures Show & Sale. Bethel United Methodist Church, 1220 Bethel Road. From I-70 or I-270 exit onto Rt. 315 to Bethel Rd. exit, church is 1.1 miles on the right. 10:00 a.m. to 4:00 p.m. Adults \$5.00; Children 12 & under \$2.00 (No Strollers Please). Venders ~ Exhibits ~ Free Parking ~ Food ~ Raffles ~ Mini-workshops. Info: Carol Deime (612) 476-5118 colminis@yahoo.com Web-site: <http://www.columbusminiaturesociety.org>

November 17, 18 - Madrid, Spain

Madrid Dolls House Miniatures Fair. Hotel Convencion, O'Donnell, 53, 28009 Madrid, Spain. Special Collectors Hours: Sat., Nov. 17, 11 am - 1 pm. Tickets available at door only - 12 euros per person. Ticket includes re-admission on Sun. Public Hours: Sat., Nov. 17, 1pm-8pm. Sun., Nov. 18, 11 am - 4 pm Admission at door: Adults - 6 euros, Children under 12 - 3 euros Tom Bishop, 10528 Oak Meadow Lane, Lake Worth, FL 33449 Phone: (561) 434-6622 Fax: (561) 434-6159 E-mail: BishopShow@aol.com Website: www.BishopShow.com

November 18, Warren, NJ

3rd Annual Holiday Dollhouse & Miniatures Show. The Somerset Hills Hotel, 200 Liberty Corner Road. 10:00 a.m. to 4:00 p.m. Adults \$5.00; Children under 12 are free. Info: Karen Aird, PO Box 266, Basking Ridge, NJ 07920 (908) 656-1435 E-mail: karensdollhouseshop@yahoo.com Web-site: <http://www.karensdollhouse.com>

November 29 - December 2

Rock Hill, SC

"2012 ChristmasVille - only in Old Town, Rock Hill, SC. November 29 through December 2, 2012. Directions from I-77: Take Dave Lyle Blvd (exit 79) turn right towards downtown. Go three miles and turn left at White Street or Black Street for (free) parking. Miniature Dollhouse Display for 2012 will feature: "Dollhouses Old and New for all Ages" Contact: Rollin Hansen 704-906-7574 (cell) or 704-321-5054 (home) for additional information"

THE CLASSIFIEDS

BOOKS FOR SALE

Do you have books you would like to sell? Advertise in the *Miniature Gazette*.

CLASSES

Do you have a class to offer? Advertise in the Classifieds!

MUSEUMS

NATIONAL ASSOCIATION OF MINIATURE ENTHUSIASTS MUSEUM 130 N. Rangeline Road, Carmel, IN. Monday-Friday 9 am-4 pm. (317) 571-8094

CLASSIFIED ADVERTISING RATES

65¢ per word

Abbreviations, initials, name and addresses, are chargeable words.

Add your photo or art work for \$25.

Send to

Dorothy Hansen, Gazette Editor
PO Box 1285, Monroe WA 98272-4285

REGIONAL & STATE / AREA REPRESENTATIVES

Effective 6/1/12

REGION N-1

• **Regional Coordinator** •
Susan Sheridan
725 Campfire Rd SE
Rio Rancho, NM 87124-2308
505-994-2505
ssheridan@q.com

Newsletter Editor
Robert Ravenwood
3850 East Lupine Ave
Phoenix, AZ 85028
602-725-8652
rravenwood55@aol.com

Arizona
Ginger Anderson
New River, AZ 85037
623-465-7994
ginnymini@aol.com

California
**Riverside, Orange,
San Bernardino & Los Angeles**
Nancy Robertson
10559 Pendleton Street
Riverside, CA 92505-1737
951-785-1936
nanrob9@yahoo.com

**Santa Barbara, Ventura &
Los Angeles Counties**
Valerie Greenberg
1112 N. Signal
Ojai, CA 93023
(214) 533-7278
valerieg777@yahoo.com

San Diego & Imperial County
Jackie Hoefert
5809 Gullstrand St
San Diego, CA 92112
858-450-3412
skipnjackie@yahoo.com

San Luis Obispo / Kern County
Betty Hodges
3210 Main St.
Morro Bay, CA 93442
805-771-8501
beachbetty@aol.com

Nevada
Corena Wickett
420 Davenport Lane
Las Vegas, NV 89107
702-877-0690
HianHeart@aol.com

New Mexico
Susan Sheridan
725 Campfire Rd SE
Rio Rancho, NM 87124-2308
505-994-2505
ssheridan@q.com

Welcome Committee
Sheila Benjamin
10626 Flaxton St.
Culver City, CA 90230
310-558-0888
sheilabenjamin@aol.com

Webmaster
Cynthia Howe
1546 Wallis
Santa Maria, CA 93458
805-928-2234
cynthia@cynthiahoweminiatures.com

REGION N-2

• **Regional Coordinators** •
Diane Piziali
13123 Regan Ln
Saratoga, CA 95070
408-867-2123
dpiziali@pacbell.net
Ruth Heisch
7197 Wooded Lake Dr
San Jose, CA 95120
408-997-1004
grouchybeartoo@aol.com

California East Bay, Tri Valley
Contact your Regional Coordinator

Marin, Napa Valley
Contact your Regional Coordinator
San Francisco, N. Peninsula
Contact your Regional Coordinator

Fresno
Barbara Fairbanks
4698 N. Zediker
Sanger, CA 93657-9124
559-875-2357
minimagel@gmail.com

North Coastal
Joanne Grundhofer
524 13th St., Fortuna, CA 95540
707-725-5049

North Nevada, Tahoe
Mary Ann VanBuskirk
2659 Lake Tahoe Blvd.
S. Lake Tahoe, CA 96150
530-541-0891
mavb2003@yahoo.com

Sacramento, Central Valley
Connie Younker
PO Box 665, Loomis, CA 95650
916-663-9592
olposminis@att.net

South Bay Peninsula
Lynne Conly Hoffman
lynnneandkatie@yahoo.com
Barbara Adams
gingerbreadbarb@yahoo.com

**North Central California
Chico/Redding area**
Margaret Gordus
2364 Joseph Ct
Paradise, CA 95969
530-872-8787
mh6gordus@gmail.com

Hawaii
Naomi Losch
972 Kainui Dr., Kailua, HI 96734
808-261-9038
nlosch@hawaii.rr.com

Web site/Gazette Reporter
Cary Yervess
1950 Greeneich Ave
Santa Rosa, CA 95401-4483
707-484-8986
mrminimeister@gmail.com

Events Coordinator
Barbara Thornton-Hill
13703 N. Bloomfield Rd.
Nevada City, CA 95959
530-265-5704
bathca@gmail.com

Newsletter Editor
Leslie Swager
PO Box 1090
West Point, CA 95255-1090
209-293-4299
lswager@volcano.net

Welcome Committee Chair
Jan Henderson
6290 Lillian Way
San Jose, CA 95120
408-268-7612
kittycat6290@earthlink.net

REGION N-3

• **Regional Coordinator** •
Bill Allen
43230 SE 140th St.
North Bend, WA 98045
(425) 831-0035
billallen47@comcast.net

Alaska
Bill Allen
43230 SE 140th St.
North Bend, WA 98045
(425) 831-0035
billallen47@comcast.net

Idaho
Judy Krueger
PO Box 2473
Cour d' Alene, ID 83814
208-699-4187
ministuff33@aol.com

Oregon
Joane Forsstrom
12185 NW Big Fir Ct.
Portland, OR 97229-3909
541-479-2354
jsforsstrom@gmail.com

Western Washington
Nancy Richmond
14039 158th Ave SE
Renton, WA 98058
425-277-6976
nancy_r@q.com

Eastern Washington
Rosemary Shipman
1221 Madison Street
Wenatchee, WA 98801
509-662-7966
minirose@nwi.net

Newsletter Editor
Bill Allen
43230 SE 140th St
North Bend, WA 98045
425-831-0035
billallen47@comcast.net

REGION A-1

• **Regional Coordinator** •
Lynn Jensen
5345 So. Butterfield Way
Greenfield, WI 53221
414-763-4195
L2B2LYLJ@aol.com

Newsletter
Jo Dewane
1255 Country Rd. C
Brussels, WI 54204
920-825-7879
josminis@gmail.com

Iowa
Dorothy McKee
1748 Middle Ossian Road
Decorah, IA 52101
563-532-9184
dmckee@acegroup.cc

Illinois
Veronica Foreman
8215 S Chappel Ave
Chicago, IL 60617-1810
773-221-4807
vfore10414@aol.com

Minnesota
Marie Martin
2329 Londin Lane
Maplewood, MN 55119
651-578-9446

Missouri
Janet McCandliss
1738 Boneta Ave
Richmond Heights, MO 63117
314-644-6751
jmccandliss@sbcglobal.net

Wisconsin
Nancy Flanagan
616 Thomas Street
Janesville, WI 53545
608-752-0827
nlfan@charter.net

Welcome Chairs
Pam Messer
PO Box 64
Huxley, IA 50124
515-597-4240
Ela.messer@gmail.com
Alayne Riddle
alayneriddle@hotmail.com

Website

Lee Frank
2845 Joppa Avenue South
Minneapolis, MN 55416-4103
952-927-8514
leef@minisr.fun.com

REGION A-2

• **Regional Coordinator** •
Leanne Kirsch
1007 Broadway St.
Lisbon, ND 58054
701-683-5205
lkirsch@drtel.net

Colorado
Jenny Fortin
6588 South Cook Way
Centennial, CO 80121
303-221-4990
CIM410@aol.com
Sylvia Hansen
12 Scott Drive North
Broomfield, CO 80020-1138
303-404-0054
syilhansen@q.com

Kansas
Betty Turmon
9708 Wedd Dr
Overland Park, KS 66212-5250
913-888-7955
bturmon@mindspring.com

Montana
Jayleen Salter
2511 Mount Ave #13
Missoula, MT 59840
406-728-8046
jayleen07@gmail.com

Nebraska
Edna Bonney
1488 State Highway 133
Omaha, NE 68142
402-426-4624
embonney@hntel.net

North Dakota
Leanne Kirsch
1007 Broadway St.
Lisbon, ND 58054
701-683-5205
lkirsch@drtel.net

South Dakota
Dorothy Fuller
376 Lone Elk Road
Spearfish, SD 57783
605-644-1421
drdpf@yahoo.com

Utah
Judy Steinke
9927 Falcon View Dr
Sandy, UT 84092-3910
801-572-6113

Wyoming
Jodee Garrelts
5851 Road 35
Torrington, WY 82240
307-532-4253
willjo@bbcw.net

REGION A-3

• **Regional Coordinator** •
Babette Overman
119 Long Branch Drive
Lancaster, KY 40444
703-886-7278
bsoverman@gmail.com

Newsletter Editor
Jennifer McCracken
426 Barker Lane East
Berea, KY 40403
859-200-6535
jenimini@windstream.net

Indiana
Marion Haerle
336-457-1188
mhaerl@yahoo.com

Patricia Sanders-Angrick
310 Byram Blvd.
Martinsville, IN 46151
765-352-1433
elegantdollsbypat@yahoo.com

Kentucky
Abby Vukovich
2032 Championship Dr
Evansville, IN 47725
812-867-0308
abbyvukovich@yahoo.com

Michigan
Vicki Dukes
592 E Grand Ledge Hwy
Grand Ledge, MI 48837
517-281-7760
historybuff62@gmail.com

Ohio - Southern
Contact your Regional Coordinator

Ohio - Northern
Kathy Valent
2611 Belair Drive
Akron, OH 44319
330-645-1444
kathyvalent@yahoo.com

Western West Virginia
Terri Reasor
612 11th Avenue, Apt. 1A
Huntington, WV 25701
304-525-3905
treasor1@comcast.net

Webmistress
Babette Overman
119 Long Branch Drive
Lancaster, KY 40444
703-886-7278
bsoverman@gmail.com

Welcome Chair - Indiana
Carol Hudson
3782 West Shore Drive
Bremen, IN 46506-9367
574-546-2046
jpedhudson@embarqmail.com

Welcome Chair - Kentucky
Lesia Lennex
61 Valley View Road
Morehead, KY 40351-9179
606-783-1775
lennex@yahoo.com

Welcome Chair - Michigan
Dolara Paull
38831 Townhall
Harrison Township, MI 48045
586-465-6908
dolorapaull@talkamerica.net

Welcome Chair - Ohio
Kris Dunlap

REGION M-1

• **Regional Coordinators** •
Susan Koelling
4 Toll Lane
Albany, NY 12203-5118
518-456-3286
Cell: 518-669-3349
skoelling@nycap.rr.com
susan.minime@gmail.com

Michelle Faleshock
160 S. Church St.
Hazleton, PA 18201
570-592-3660
michelle@michellesminiatures.com

Marilyn Littleford
623 S. Prospect St.
Nanticoke, PA 18634
570-735-0409
li14d@verizon.net

Newsletter Editor
Callie Brunelli
35 Bouchouxville Road
Hancock, NY 13783
570-224-6399
weefolkandfantasy@gmail.com

— Continued on next page

Delaware

Grace Hayford
1408 Wilmington
New Castle, DE 19720
302-328-0508

New Jersey

Patricia Brown
327 Cheryl Dr.
Toms River, NJ 08753-2435
732-255-3857
plbrown2002@comcast.net

New Jersey South

Judith Lloyd
985 Valley Street
Vauxhall, NJ 07088-1030
908-964-5188
judy9859@aol.com

New York Downstate

Marion Murray
1201 Harding Park
Bronx, NY 10473-2346
718-542-8023
Rachelle Spiegel
PO Box 600
Plainview NY 11803-0019
718-956-1856
byrachelle@mindspring.com

New York Western

Kay Kalick
405 Kenwood Dr.
Lewiston, NY 14092-1028
716-754-4595
mousekins@earthlink.net

New York Upstate

Debbie Colombo
214 White Rock Rd.
Holmes, NY 12531
845-855-1766
irvfink@gmail.com

Pennsylvania - Eastern

Jolen G Roseberry
129 Jonas Creek Road
Kunkletown, PA 18058-7893
570-620-0810
Jolen1@verizon.net

Pennsylvania - Western

Anne Keogh
940 Academy Drive
Pittsburgh, PA 15243-2024
412-531-6181
aj_keogh@verizon.net

Webmistress

Sue Seiffert
10584 County Route 125
Chaumont, NY 13622
315-649-2168
chochisu@ix.netcom.com

Welcome Chair

Ginger Landon-Siegel
360 East 72nd Street #B1010
New York, NY 10021-4762
212-988-1399
ging360@aol.com

REGION M-2

• Regional Coordinator •

Julie Hagel (temporary RC)
13 Canterbury Forest
Plaistow, NH 03865
603-382-2151
purplejuliana@yahoo.com

Events Planner

Ruth Clay

Newsletter Editor

Marty Anderson
11 Wild Oak Rise
Framingham, MA 01701-3975
508-788-6949
miawildoak@verizon.net

Connecticut

Terry Unnold
52 Lanark Rd.
Stamford, CT 06902
203-359-8641
tlunnold@aol.com

Massachusetts - Eastern

Kirsten Berg-Sonne
8 Middlemost Way
Stow, MA 01775
978-897-1750
kirsten@ankersoft.com

Massachusetts - Western

Jeanne Sojka
9 Sherman Dr.
S. Deerfield, MA 01373
413-665-9979
jms-66@comcast.net

New Hampshire

Barbara A. Teer
64 Reserve Way
Milford, NH 03055-3579
603-673-7261
btminis@hotmail.com

Rhode Island

Marilyn Perkinhoff
230 Gossets Turn Dr.
Middletown, RI 02842
401-848-9699
mfmini@cox.net

Vermont

Julie Hagel
13 Canterbury Forest
Plaistow, NH 03865
603-382-2151
purplejuliana@yahoo.com

Welcome Committee

Peggy Seifer

Maine

Paula Francis
1088 Littlefield Road
Wells, ME 04090
207-251-4866
jfrancis@maine.rr.com

Website

Contact: Regional Coordinator Liaison

REGION E-1

• Regional Coordinator •

Olivia Beard-Wall
1401 Warehime Rd.
Westminster, MD 21158
410-848-5412
ruthsaml@comcast.net

Newsletter Editor

Anita Meyers
1416 Gilbert Road
Arnold, MD 21012
410-974-4937
inchbyinch@nameregion1.org

Maryland

Mary Myers
4391 Adam Court
Mt. Airy, MD 21771-4801
301-865-1023
marymomo@comcast.net

Membership Chair

Logan Wilhelm
504 Warren Road
Cockeysville, MD 21030
410-628-7019
logan_wilhelm@yahoo.com

Virginia - Southern

Ina Waples
521 Latham Dr.
Newport News, VA 23601
575-596-3593
gslcrmom@verizon.net

Darlene Wilson

757-596-6976
bearzworkshop@earthlink.net

Virginia - Northern

George Pendergraph
Donna Lulchuk
PO Box 1222
Haymarket, Va 20168
mini_nva_state_rep@yahoo.com

Web Mistress

Carol Ann Frost
1301 McPherson Ct
Lutherville, MD 21093-5508
410-321-1392
carol.ann.frost@verizon.net

Welcome Chair

Debra Kelleher
803 Excalibur Circle #303
Fredericksburg, VA 22406
540-368-8062
skykelleher@cox.net

Program Chair

Nancy Chalmers
302 East Joppa Road #1903
Towson, MD 21286-4113
410-494-8338
nancychalmers@hotmail.com

REGION E-2

• Regional Coordinator •

Sandra P. Davis
PO Box 336, Wayne, OK 73095
405-449-3550
405-623-4780
spdavis1@gmail.com

Arkansas

Charles L. Harville
507 Woodmont Circle
Batesville, AR 72501
870-834-8888
csharville@hotmail.com

Louisiana

Laura Tusa
9835 Wheaton Cr East
New Orleans, LA 70127
504-975-9952
l_tusa@hotmail.com

Mississippi

Contact your Regional Coordinator

Oklahoma - North

Sonia (Sonny) Thompson
1220 S. 135th East Ave.
Tulsa, OK 74108
918-231-9001
sonny80@cox.net

Oklahoma - South

Sandra P. Davis
PO Box 336, Wayne, OK 73095
405-449-3550
405-623-4780
spdavis1@gmail.com

Texas

Dallas/Fort Worth Area

Karen Carter
5409 Oak Brook Rd.
Arlington, TX 79016-4548
817-478-6467
Kcarter456@yahoo.com

Western Texas

Jean Allen
3907 Kileen
Amarillo, TX 79109-3921
R.Allen3907@aol.com

Southern Texas

Terri Young
2401 Still Brook Drive
Corpus Christi, TX 78414
361-946-0900
terriyoung@grandecom.net

Webmaster (temporary)

Lee Frank
leef@minisrffun.com

REGION E-3

• Regional Coordinator •

Amy Rauch
1043 Waltons Pass
Evans, GA 30809
706-228-7239
rauchfam@aol.com

Newsletter/Gazette Reporter

Rachel Bonney
1898 Coddie Creek Hwy
Mooresville, NC 28115
704-663-4692
rachelb@webkornet.com

Publicity Chair

Cat Wingler
4728 Coastal DR SE
Southport, NC 28461
910-454-4248
catwingler@att.net

Regional Awards Chair

Becky Lipscomb
1910 Belle Vista Dr.
Chattanooga, TN 37421
423-899-2444
realmag1945@aol.com

Secretary-Treasurer

Rhonda Keef
16 South Antigo Court
Greer, SC 29650
864-313-1922
minicollector@yahoo.com

Alabama

Carol Hinkle
1016 County Road 398
Cullman, AL 35057
256-734-8600
hinkle1@bellsouth.net

At Large

Jane Payne
706-863-8192
paynejb@hotmail.com

Florida Central

Viva Peterson
318 Pine Street
Auburndale, FL 33823
863-662-5190
vpeterson3@tampabay.rr.com

Florida North

Norene Marsh
1114 Hidden Cove Cir S
Atlantic Beach, FL 32233
904-241-2140
marshne@yahoo.com

Georgia

Susan Loeffler
2171 Shasta Way
Atlanta, GA 30345
404-329-9811
lurvmydollhouse@gmail.com

North Carolina

Lynn Frank
1509 Crater Lane
Yadkinville, NC 27055
336-961-6940
lynnfrank@yadtel.net

South Carolina

Janet Chase
206 Seabright Circle
Cross Hill, SC 29332
864-998-3525
flomac@embarqmail.com

Tennessee

Judy Lewis
297 Fordtown Road
Kingsport, TN 37663
423-239-2757
minijudy06@yahoo.com

Swap Coordinator

Marie Bird
5 Baying Hound Way
Blythewood, SC 29016
803-754-8508
ambird3@sc.rr.com

Webmistress

Shannon Moore
2179 Amesbury Cir.
Wellington, FL 33414
561-422-2189
shanroy@bellsouth.net

Welcome Chair

Catherine Koutsoumbaris
100 Allens Ridge Dr.
West Palm Harbor, FL 34683
727-773-2939
jncshadow@aol.com

CANADA - EAST

• Regional Coordinators •

Margaret Everett
20 McCabe St.
Napanee, Ontario, K7R 3P6
613-354-0435

Lynn Belanger
27 Melrose Ave.
Toronto ON, M5M 1Y6 Canada
416-481-8900
Lynbelbear@aol.com

Ontario

Lynn Belanger
27 Melrose Ave.
Toronto ON, M5M 1Y6 Canada
416-481-8900
Lynbelbear@aol.com

CANADA - WEST

• Regional Coordinator •

Bob Francis
151 Lavender Way
Chestermere, AB
Canada T1X 0B2
403-235-3045
bfminis@shaw.ca

Alberta

Karen Jones
13213 95th St.
Edmonton AB, T5E 3Y2 Canada
minilady@shaw.ca

Saskatchewan

Linda Maddafor
Saskatoon, Saskatchewan

INTERNATIONAL

• Regional Coordinator •

Shirley Dufton
6 Cliff Rd, Crigglestone,
Wakefield, West Yorkshire
WF4 3EQ England
michaeldufton@surfree.co.uk

ONLINE REGION

• Regional Coordinator •

Shannon Moore
2179 Amesbury Cir.
Wellington, FL 33414
561-422-2189
shanroy@bellsouth.net

Online Cyber Rep Swaps

Lenora B. Smith
6000 Telephone Rd # 420
Houston, TX 77087-5448
77087-5448
smithlenorab@yahoo.com

Marcia Hudspeth
89839 Fir Butte Road
Eugene, OR 97402
541-689-1706
HnMHuds@aol.com

Cyber Rep Club Corner

Susan Hirshman
1624 Pine Valley Drive 104
Fort Myers, FL 33907
239-481-7841
slhirshman@embarqmail.com

Cyber Rep Workshops

Joanne McLeay
Box 1150
Magrath, Alberta
T0K 1J0 Canada
403-892-1071
studio@delbonita.com

Deb Baker
9067 E. 55th St.
Raytown MO 64133
816-739-5796
mygysmo@sbcglobal.net

LIAISON

SEND CHANGES TO:

Janet Smith
5136 Lost Padre Mine Rd.
Las Cruces, NM 88011
575-532-5432
desertminis@gmail.com

MORE INFO

Website:
www.miniatures.org

NAME office:
1-800-571-6263

REGIONAL MAP
ON PAGE 39



NAME MERCHANDISE ORDER FORM



ITEM AND DESCRIPTION	PRICE EACH	QUANTITY	COST
2005 NATIONAL CONVENTION - PITTSBURGH, PENNSYLVANIA:			
PICTURE OF PITTSBURGH INCLINE BY THREE RIVERS CLUB	\$12.00		
2006 NATIONAL CONVENTION - ANAHEIM, CALIFORNIA:			
CLOCK BY LUCI HANSON	\$25.00		
CHERRY BOOK STAND BY GILBERT MENA	\$35.00		
2007 REGIONAL HOUSEPARTY - COLUMBUS SOUVENIRS:			
DARK STAINED TABLE BY BOB & HIS GALS	\$8.00		
STAINED GLASS WINDOW BY SUE VEEDER	\$36.00		
2007 NATIONAL CONVENTION - ORLANDO, FLORIDA SOUVENIRS:			
1" SCALE RED DRESS BY HELEN SANDOW \$40.00	\$20.00		
1" SCALE CHAMPAGNE SET BY CAROLYN McVICKER	\$18.00		
2007 REGIONAL HOUSEPARTY - RESTON, VIRGINIA SOUVENIRS:			
1" SCALE WHITE STAR SHAPED TABLE WITH PAINTED FLORAL DESIGN BY BESPAQ \$28.00	\$18.00		
2008 NATIONAL CONVENTION - NASHUA, NEW HAMPSHIRE SOUVENIRS:			
FLOWER ARRANGEMENT BY KIMBERLY HAMMER	\$26.00		
STONEWARE VASE BY EILEEN VERNON	\$18.00		
BLACK TABLE BY BRUCE DAWSON	\$9.00		
RUSTIC TABLE BY AL CHANDRONNAIT	\$9.00		
2009 NATIONAL CONVENTION - INDIANAPOLIS, INDIANA SOUVENIRS:			
WATERMELON SLICES ON PLATE BY BARB LEWIS	\$30.00		
1" SCALE ROCKING CHAIR BY PAM BOORUM	\$50.00		
2011 NATIONAL CONVENTION - CLEVELAND, OHIO SOUVENIRS:			
SHELF TO HANG DRESS BY 2011 COMMITTEE	\$5.00		
MUSIC SHEET RACK BY 2011 COMMITTEE	\$5.00		
SHEETS OF MUSIC BY 2011 COMMITTEE	\$2.00		
ELVIS GOLD RECORD DISPLAY BY 2011 COMMITTEE	\$12.00		
GUITAR WITH PICK (HAS PIN BACKING TO MAKE INTO A PIN) BY LASER CREATIONS	\$20.00		
GUITAR STAND KIT LASER CREATIONS	\$8.00		
"KING AND I" GOWN ON HANGER BY JOANNE ROBERTS	\$40.00		
BLUE SUEDE SHOES WITH SHOE BOX BY SYLVIA ROUNTREE	\$28.00		
MUSIC STAND BY TOM WALDEN	\$40.00		

TOTAL FROM SIDE ONE
(PLEASE CARRY TO SIDE TWO)

NAME MERCHANDISE ORDER FORM

ITEM AND DESCRIPTION	PRICE EACH	QUANTITY	COST
NAME LOGO MERCHANDISE			
NAME Tote Bag 14" x 17" x 5" <input type="checkbox"/> Solid black <input type="checkbox"/> Black & Red <input type="checkbox"/> Black & Blue	\$18.00		
Platypus metallic flip out black gel pen with carabineer clip. Choose from: <input type="checkbox"/> Metallic Red <input type="checkbox"/> Metallic Green <input type="checkbox"/> Metallic Blue	\$3.50		
Travel Mug 16oz Low rider blue. Non-skid bottom	\$8.50		
NAME LOGO APRON <input type="checkbox"/> Red <input type="checkbox"/> Hunter Green <input type="checkbox"/> Royal Blue	\$14.50		
NAME LOGO NOTE CARDS	\$6.50		
Soft and comfortable ultra cotton LogoT-Shirts - <u>check with the NAME office on availability</u> <input type="checkbox"/> Purple: National Association Of Miniature Enthusiasts with Logo House <input type="checkbox"/> Carolina Blue: National Association Of Miniature Enthusiasts with Logo House <input type="checkbox"/> Grey: Member of NAME XXS Miniaturists <input type="checkbox"/> Medium \$15.00 <input type="checkbox"/> Large \$15.00 <input type="checkbox"/> XL \$15.00 <input type="checkbox"/> 2XL \$17.00			
NAME <input type="checkbox"/> HOUSE PIN Red, Blue and Green Cloisonné Pin <input type="checkbox"/> GOLD LOGO PIN	\$5.00		
REGIONAL PIN Colorful Enamel Pin Depicting the States in Your Region Region: _____	\$5.00		
CLUB PRESIDENT PIN	\$5.00		
ONLINE REGION PIN	\$5.00		
NAME YEAR PIN AVAILABLE FROM THE NAME OFFICE UPON REQUEST			
GENERAL MERCHANDISE:			
Brickyard CD	\$25.00		
A REFERENCE GUIDE TO MINIATURE MAKERS MARKS \$45.00	\$20.00		
BIG AND LITTLE RECIPES COOKBOOK	\$10.00		
FUN CLUB PIN			
<input type="checkbox"/> 2008 <input type="checkbox"/> 2009 <input type="checkbox"/> 2010 <input type="checkbox"/> 2011 \$25 DONATION EACH YEAR			

(POSTAGE PAID TO CONTINENTAL UNITED STATES)

☐ PLEASE CHECK IF YOU DO NOT WANT ITEMS BACKORDERED

TOTAL FROM SIDE TWO

SEND ORDER FORM & REMITTANCE TO:
 NAME, PO BOX 69, CARMEL, INDIANA 46082
 MAKE CHECKS PAYABLE TO NAME

TOTAL CARRIED FROM SIDE ONE

ADD \$2 HANDLING CHARGE
 FOR ORDERS UNDER \$15

TOTAL REMITTED

NAME _____

STREET _____

CITY _____ STATE _____ ZIP _____

PHONE () _____ SIGNATURE _____

VISA/MASTERCARD NUMBER

--	--	--	--	--	--	--	--	--	--	--	--	--	--	--	--	--	--	--	--

EXPIRATION DATE _____





National
Association of
Miniature
Enthusiasts
PO Box 69
Carmel, IN 46082

Non-Profit Org.
U.S. Postage
PAID
Permit No. 456
Carmel, Indiana

CHARLOTTE, NORTH CAROLINA 2012 NATIONAL CONVENTION **NAME's 40TH ANNIVERSARY** NAME - 40 Years of Sharing

Public Sale Day & Exhibits
Sunday, July 29, 2012 • Noon to 4:00 P.M.

Blake Hotel, 555 South McDowell Street, Charlotte, North Carolina
Sales Room Admission \$5.00 Adults (with NAME membership card - \$3.00)
Children, ages 12-15 - \$3.00 (under 12 Free) • No strollers please • Free Exhibit Area



3rd Annual NAME Day “The Alcove” Project • October 6, 2012

Instructions
1" scale - page 30

1/2" scale - page 31

1/4" scale - page 32

Order your kits
page 40

List of events
page 41

