



Registered Workshops

July 30 - 31, 2015
Thursday, July 30 7:30 AM – 11:30 AM
Friday, July 31 7:30 AM – 11:30 AM



Thursday Classes



TH1 – Fifties Car Hop *by Rachel Bonney* **Class Fee: \$87**

All porcelain jointed 1” wiggled doll dressed as a fifties-era carhop. Students have choice of color of doll’s dress (red, blue or pink) and hair color (brown or blonde). The circular skirt, popular in the fifties, is lined with a solid color matching apron. The doll stand is included.

Minimum Skill Level: Intermediate

1” Scale

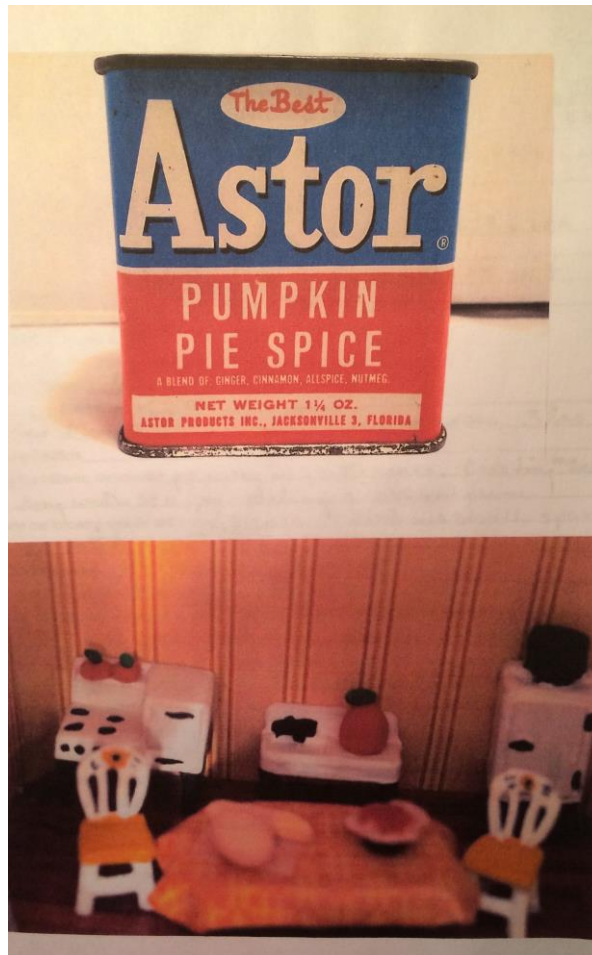


TH2 – Shabby Shack with Furniture
by Michelle Faleshock
Class Fee: \$117

This unique structure is a precisely engineered laser cut kit. The pieces all fit together perfectly. The painting and aging techniques are quite simple once explained. The furniture pieces will include storage, sleeping and working areas.

Minimum Skill Level: Intermediate

1/4" Scale



TH3 – Pumpkin Pies in Old Spice Tin
by Winifred Holloway
Class Fee: \$57

In old spice tin, you will paper, walls, ceiling & floor. You will make & bake pumpkin pies and even a tiny pumpkin salt & pepper shaker from sculpey. You will paint & decorate a 1930's metal stove, sink icebox, table & 2 chairs to be placed inside the tin.

Minimum Skill Level: Beginner

1/4" Scale



TH4 – Pasta Dinner
by Carolyn McVicker
Class Fee: \$72

Students will make a delicious family meal consisting of a bowl of spaghetti, sauce and meatballs; a large salad with vegetables, and salami; two loaves of bread and several breadsticks in a lovely basket; a mixed berry Pavlova (baked meringue dessert); topped off with a pitcher and glasses of wonderful lime-ade.

Minimum Skill Level: Beginner

1” Scale




TH5 – Work Table with Rack
by Ann Pennypacker
Class Fee: \$32

Potting table with herb-flower drying rack, craft or jewelry making table, cooks prep table. There are many uses for this faux drawer table. You will be able to choose which scale you wish to work in at class. A limited stain and paint selection will be available in class or bring your own, along with a gluing jig and a basic tool kit is recommended.

Minimum skill level: All

1” or 1/2” Scale



TH6 – U-Finish ‘em Decorating and Glazing Pottery

by Craig Roberts

Class Fee: \$199

In this class, students really succeed. You receive 18 (yes EIGHTEEN) of Craig’s delicate pieces, bisque fired and ready for your decorative touch. We will gingerly walk you through a variety of decoration techniques such as “traditional “COLBALT BLUE FOLK ART” techniques with both brushes & sponges. We will also delve into a number of very serene nature scenes utilizing colorful under glazes & stains. In addition, you will learn to glaze your pieces & see how they are loaded into a kiln. After the class, Craig & his helper will fire your array of pieces to nearly 2300 degrees and you will have your finished, glazed masterpieces before the convention ends.

Minimum Skill Level: Beginner

1” or ½” Scale



TH7 – “Just A Taste of Tuscany”
by Wanda Morris Simons
Class Fee: \$112

Empty shelves & counters make this 1/2” scale contemporary kitchen corner a great display piece for kitchen treasures. It features a view of the Tuscan town of Montefioralle and remnants of ancient walls. The box will fit into a standard 4” x 6” frame opening (frame not included) and will have a clear plexi top. Students will paint and apply spackle-cast bricks and flooring, spackle walls, make simple cabinets, shelving and window framing, plus a typical fabric skirt for under the sink. You will also receive a hanging string of onions, other accessory surprises, plus information about locale, Tuscan foods & cooking. Bring a standard tool kit plus small needle “nose” pliers, palette knife, gluing jig or Legos and any special items for display to test-fit.

Minimum Skill Level: Beginner

1/2” Scale



TH8 – The Incredible Ice Cream Shop

by Janet Smith

Class Fee: \$57

A 3-D printer was used to create the structure and furnishings you see in this cute little ice cream shop. You just need to paint & glue & paper. Very little assembly required. Everything you see is included; structure, tables and chairs, ice cream bins, cash register..... even the plastic display case fits in. Since this goes together so quickly, we will spend the rest of the class making ice cream sundaes and ice cream cones to fill up your tables.

Minimum Skill Level: Beginner

1/4" Scale



TH9 – Growing ¼” Flowers
by Karla Smith
Class Fee: \$57

Is your miniature yard waiting to be planted? Do you have empty planters and pots longing to be filled with colorful flowers? Don't wait...learn how to make your own flowers and plants to your heart's desire!! In this workshop, you will learn my techniques and hints of making flowers out of paper in ¼” scale. Plan on making Geraniums, Daffodils, Tulips, Iris, Hostas, Coleus, Pansies and more. Included is a basic tool kit with tools needed to make flowers. Plus a generous amount of flower parts for even more “growing” at home. Just bring tacky glue, tweezers, wire cutters, Xacto knife, small cutting board and your garden gloves. I look forward to having fun getting busy in the flower bed with you.

Minimum Skill Level: Beginner

¼” Scale



TH10 – Cupcake Shaped Cakes in All Scales


by Ruth Stewart

Class Fee: \$52

Have you seen the beautiful giant cupcake cakes in a bakery window? Come and make them in miniature! You will get a wonderful cupcake mold, in your choice of scale, to make the cake with and frosting to decorate it. I'll talk about what Polymer clays to use and how to use them. You will get cake plates to make several cakes in class and a mold to take home!

Minimum Skill Level: Beginner

All Scales



TH11 – Magic of the Lathe Duplicator- Short Version
by Tom Walden
Class fee: \$100

Like my prior drill press workshops, this will be a true tips & techniques workshop. You will switch from lathe to lathe, learning a different technique on each one, thus turning a different type of item on each lathe setup (6-8). You will also learn how to customize turned items using Dremel moto-tools, drill chucks, files and turning tools. You will also learn to add very fine details and finish the items while still on the lathes. All lathes and supplies will be provided. All you will need is eye protection and a camera. Note that making your own templates will NOT be part of this condensed workshop.

Minimum Skill Level: Beginner **1” Scale**
(but applicable to all scales)

Friday Classes



F1 – 1/4" Victorian House with Yard

by Yvonne Ayoroa

Class Fee: \$137

This Victorian House is similar to one we had in Michigan after returning home from Brazil. It was small and cozy. We love the wood filigree work around the house. The porch was just right. You will install wallpaper and flooring for the house. You will then assemble the house which comes pre-painted (blue, yellow or white). The evergreens around the house gave it a homey atmosphere. You will enjoy lighting for upstairs and downstairs and learning how to install them.

Minimum Skill Level: Beginner

1/4" Scale



F2 – “Cock A Doodle Doo” (Rooster theme) Shop
by Karen Benson
Class Fee: \$82

Cock a Doodle Doo is a Rooster themed shop – ¼” (1:48) scale laser cut workshop. If you prefer a different theme, add your own sign and the shop can be any theme you would like. The two front windows are extended making a wide ledge for window display space. The workshop includes everything shown in the photo and can be completed in the workshop time allowed. This is a 2 part structure – The Exterior Box is the front & sides and the Interior Box is slightly smaller and is the removable interior of the shop. No lighting is required because there is an acrylic covered opening in the top. The exterior of “Cock A Doodle Doo” is 6 ¼” W x 4”H x 3 ¼” D.

Minimum Skill Level: Beginner

¼” Scale



F3 – “Dressing Small Dolls”
by Pat Boldt
Class Fee: \$162

Come play with Pat and learn to dress 6 small dolls, ranging from $\frac{3}{4}$ ” to $1\frac{1}{2}$ ” in size. Using silk and cotton fabrics, Pat will teach you how to cut and glue to fit dolls. You will also wig the dolls and make 2 silk hats.

Minimum Skill Level: Intermediate

All Scales



F4 – Fifties Soda Jerk
by Rachel Bonney
Class Fee: \$82

All porcelain jointed 1” scale wigged doll dressed as a soda jerk from the fifties in white trousers and shirt with a red or black cummerbund and matching bow tie and stripes on trousers. Ice cream scoop and stand included, soda cup NOT included. Students will have a choice of hair color: brown, blonde or strawberry blonde (shown in photo).

Minimum Skill Level: Beginner

1” Scale



F5 – Kitchen Utensils

by Pete Boorum

Class Fee: \$72

Make a variety of kitchen utensils using jigs, patterns and hand tools to work in metal and wood. You will use sheet metal, wire and wood to make cookie cutters, a cookie sheet, a whisk, a potato masher, tongs and a wooden spoon. Several cutting boards will be made using the jewelers saw. Soldering will be demonstrated and all wood turnings will be provided.

Minimum Skill Level: Beginner

1” Scale



F6 – Wizard or Colonial Period Table

by Marilyn Crockett

Class Fee: \$72

Students will receive a prepared and painted table to work on and distress. The accessories for the table will include a leather book stack tied with silk ribbon, loose books, one with a ribbon bookmark, celestial and local maps, single and double scrolls with aged edges, and a large portfolio size book with tabs. Candles will be added finish off the look of a wizard or colonial period table.

Minimum Skill Level: Beginner

1” Scale



F7 – Tex-Mex Food Fiesta

by Carolyn Eiche

Class Fee: \$72

Let's see What's Cookin' in the Mexican kitchen. We are going to be making and serving a platter of tacos, a pot of chili, a platter of nacho chips with salsa, a pitcher of sangria & glasses, and a soup tureen with a gazpacho and accompaniments (tomato, onion cucumber, peppers, cheese and croutons platter). You will make these items and take home the skills to make more miniature foods at home. There might also be surprises along the way. Come join the fun.

Minimum Skill Level: Beginner

1" Scale



F8 – Miss Mouse Trunk House

by Sue Herber

Class Fee: \$95

Miss Mouse has found an old arched top trunk in the woods that she has chosen to use as her new home. The wall papered trunk is turned on its side, giving her more space than she could have hope for. Outside she tends to the mossy forest floor and enjoys having company arrive at her arched door and charming little peaked roof. She found an old picture frame for a window, some lace for a curtain, and bits of furniture to make it cozy. Her home comes complete – a stove with coffee pot, table & chairs, flower pot, hutch filled with dishes and food, ladder to a hammock bed, bedside shelf with lamp and framed picture.

Minimum Skill Level: Beginner

1/4" Scale



F9 – Quarter Scale Patio

by Sally Manwell

Class Fee: \$70

This cozy quarter scale patio is a great place for eating outside and entertaining guests. It is housed in a 4 x 4 x 2 wooden box. Students will learn techniques for making the tree, putting together quarter scale furniture, laying the patio stone paper, making flowers for the container and make lighted lanterns.

Minimum Skill Level: Beginner

1/4" Scale



F10 – Cocktails
by Carolyn McVicker
Class Fee: \$57

Students will make seven (7) different cocktails for their houses/or room boxes. The drinks are a gin and tonic, champagne in a champagne saucer, pomegranate martini; margarita; sea waves; Pina Colada; white wine.

Minimum Skill Level: Beginner

1/2" Scale



F11 – Shaker Sewing Chest

by Shannon Moore

Class Fee: \$69

This shaker piece was made around 1830. The drawer arrangement (2 drawers on each end & a center drawer) allowed more than one person to work at the same time. Our cherry rendition would make a lovely addition to a sewing room, bedroom, shop or many other scenes. This class is a repeat of the popular class at St. Louis 2014. The pieces will be pre-cut but we will work on assembly and fitting. Size is 4 1/8" x 2 1/16" x 3 1/2".

Minimum Skill Level: Beginner

1" Scale